



US00D598094S

(12) **United States Design Patent**  
**Alber**

(10) **Patent No.:** **US D598,094 S**

(45) **Date of Patent:** **\*\* Aug. 11, 2009**

(54) **GRIP STRUCTURE FOR MEDICAL INSTRUMENTS**

(75) Inventor: **Martin Alber**, Irdorf (DE)

(73) Assignee: **Microma Martin Alber GmbH & Co. KG**, Irdorf (DE)

(\*\*) Term: **14 Years**

(21) Appl. No.: **29/306,311**

(22) Filed: **Apr. 7, 2008**

(30) **Foreign Application Priority Data**

Oct. 5, 2007 (DE) ..... 407 04 968

(51) **LOC (9) Cl.** ..... **24-01**

(52) **U.S. Cl.** ..... **D24/133**

(58) **Field of Classification Search** ..... D24/133,  
D24/147; D8/82, 83, 99; 606/167; 30/337;  
D21/756

See application file for complete search history.

(56) **References Cited**

**U.S. PATENT DOCUMENTS**

5,258,002 A \* 11/1993 Jeffers et al. .... 606/167  
D388,170 S \* 12/1997 Sjostrom ..... D24/133  
5,924,206 A \* 7/1999 Cote et al. .... 30/337  
D450,993 S \* 11/2001 Kayson et al. .... D8/99  
D465,279 S \* 11/2002 Etter et al. .... D24/133

D504,927 S \* 5/2005 Miller ..... D21/756  
D542,870 S \* 5/2007 Tremble ..... D21/756  
D555,241 S \* 11/2007 Nakanishi ..... D24/133  
D560,803 S \* 1/2008 Tasse et al. .... D24/133  
D571,010 S \* 6/2008 Cote ..... D24/147

\* cited by examiner

*Primary Examiner*—Ian Simmons

*Assistant Examiner*—Anna J Burmeister

(74) *Attorney, Agent, or Firm*—Bachman & LaPointe, P.C.

(57) **CLAIM**

The ornamental design for grip structure for medical instruments, as shown and described.

**DESCRIPTION**

FIG. 1 is a perspective view of a grip structure for medical instruments showing the ornamental design of the present invention.



FIG. 2 is a side view of the grip structure for medical instruments of FIG. 1.

FIG. 3 is a top view of the grip structure for medical instruments of FIG. 1; and,

FIG. 4 is an enlarged top view of the grip structure for medical instruments of FIG. 1.

The broken lines shown in the drawings depict environmental structure only and form no part of the claimed design.

**1 Claim, 2 Drawing Sheets**






Fig-1



FIG. 2




FIG. 3




FIG. 4