

US00D598070S

(12) **United States Design Patent**
Sneddon et al.

(10) **Patent No.:** **US D598,070 S**

(45) **Date of Patent:** **** Aug. 11, 2009**

(54) **DISPENSER**

(75) Inventors: **Kent Bradley Thomas Sneddon**,
Auckland (NZ); **Wendy Dimphena**
Carolina Schoutens, Auckland (NZ)

(73) Assignee: **Methven Limited**, Auckland (NZ)

(**) Term: **14 Years**

(21) Appl. No.: **29/306,756**

(22) Filed: **Apr. 15, 2008**

(30) **Foreign Application Priority Data**

Oct. 16, 2007 (NZ) 409862

(51) **LOC (9) Cl.** **23-01**

(52) **U.S. Cl.** **D23/228**

(58) **Field of Classification Search** D23/228,
D23/225, 226, 207, 208, 213, 223; D24/113-115,
D24/117, 121, 127, 130, 133, 224; 222/81;
210/206; 604/39, 86, 187; 422/266
See application file for complete search history.

(56) **References Cited**

U.S. PATENT DOCUMENTS

D279,924 S * 7/1985 Osgood D23/226
5,305,476 A * 4/1994 Ohyama et al. 4/605
6,405,943 B1 * 6/2002 Stadnyk 222/81
D465,547 S * 11/2002 Tse D23/213
D492,002 S * 6/2004 Ptak et al. D23/213
D503,477 S * 3/2005 Hawley et al. D24/114

D505,481 S * 5/2005 Harper et al. D23/213
7,086,431 B2 * 8/2006 D'Antonio et al. 222/81
D534,648 S * 1/2007 Zahn et al. D24/115
D534,651 S * 1/2007 Bruce et al. D24/133
D538,936 S * 3/2007 Bohmel et al. D24/133
D568,988 S * 5/2008 Galbraith D24/114
D573,253 S * 7/2008 Gonzales et al. D24/113
2004/0010233 A1 * 1/2004 Hjertman et al. 604/187

* cited by examiner

Primary Examiner—T. Chase Nelson

Assistant Examiner—David G Muller

(74) *Attorney, Agent, or Firm*—Henricks, Slavin & Holmes
LLP

(57) **CLAIM**

The ornamental design for a dispenser, as shown and
described.

DESCRIPTION

FIG. 1 is an upper front and side perspective view of a dis-
penser showing our new design;

FIG. 2 is an upper back and side perspective view thereof;

FIG. 3 is a top plan view thereof;

FIG. 4 is a front elevation view thereof;

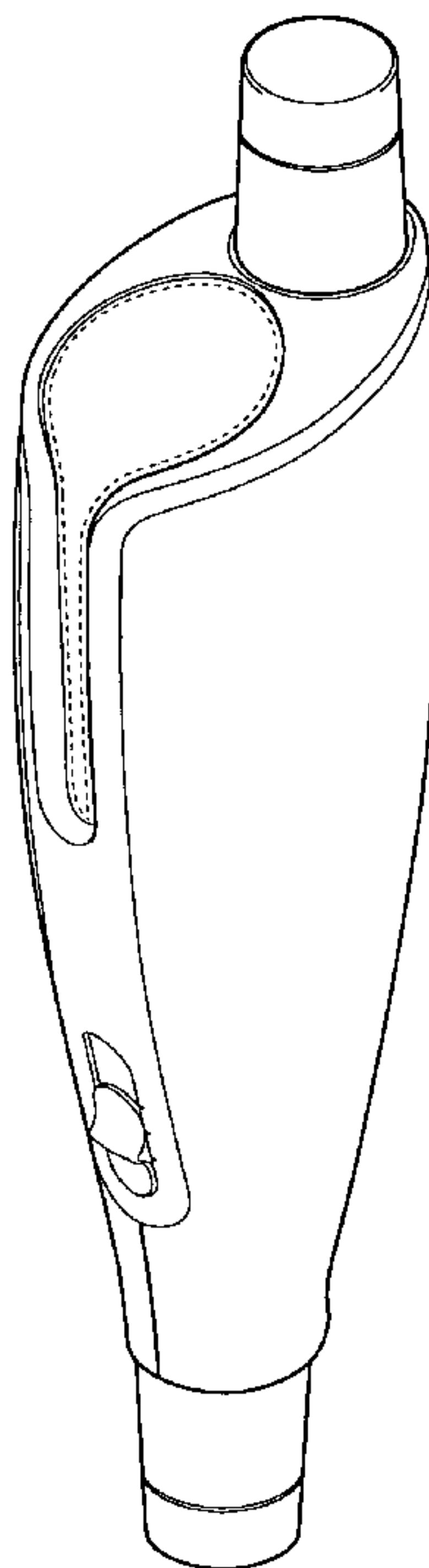
FIG. 5 is a first side elevation view thereof;

FIG. 6 is a back elevation view thereof;

FIG. 7 is a second side elevation view thereof; and,

FIG. 8 is a bottom plan view thereof.

1 Claim, 3 Drawing Sheets



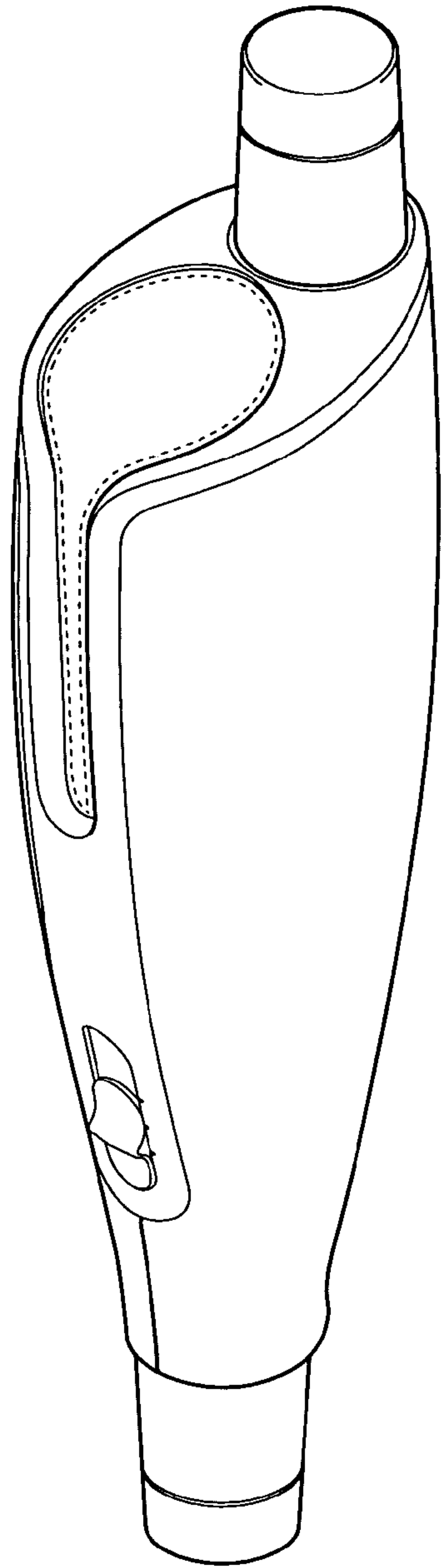


FIG. 1

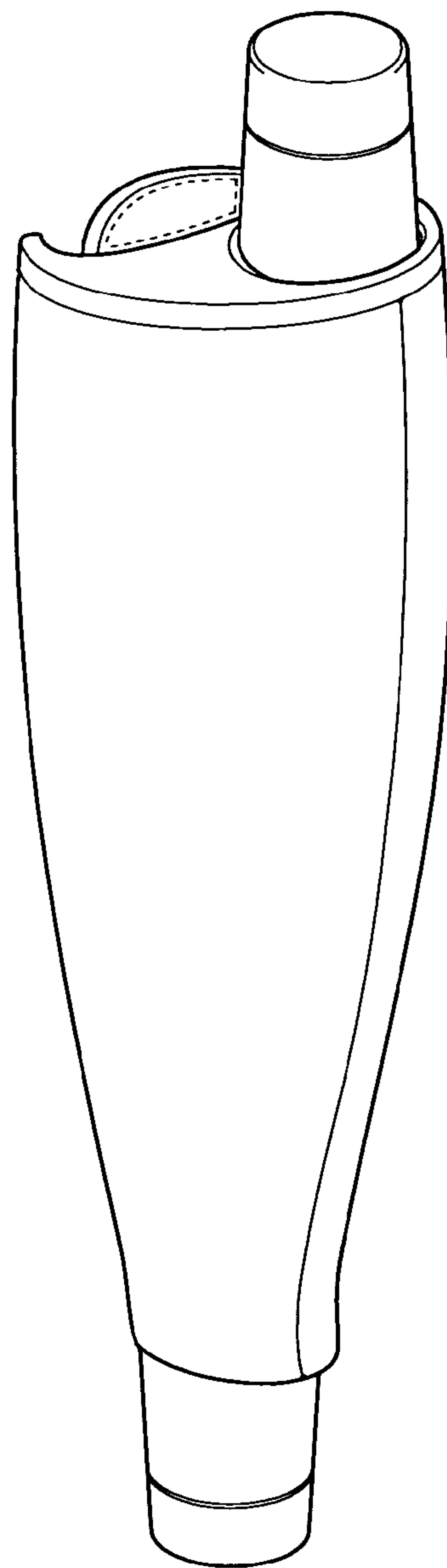


FIG. 2

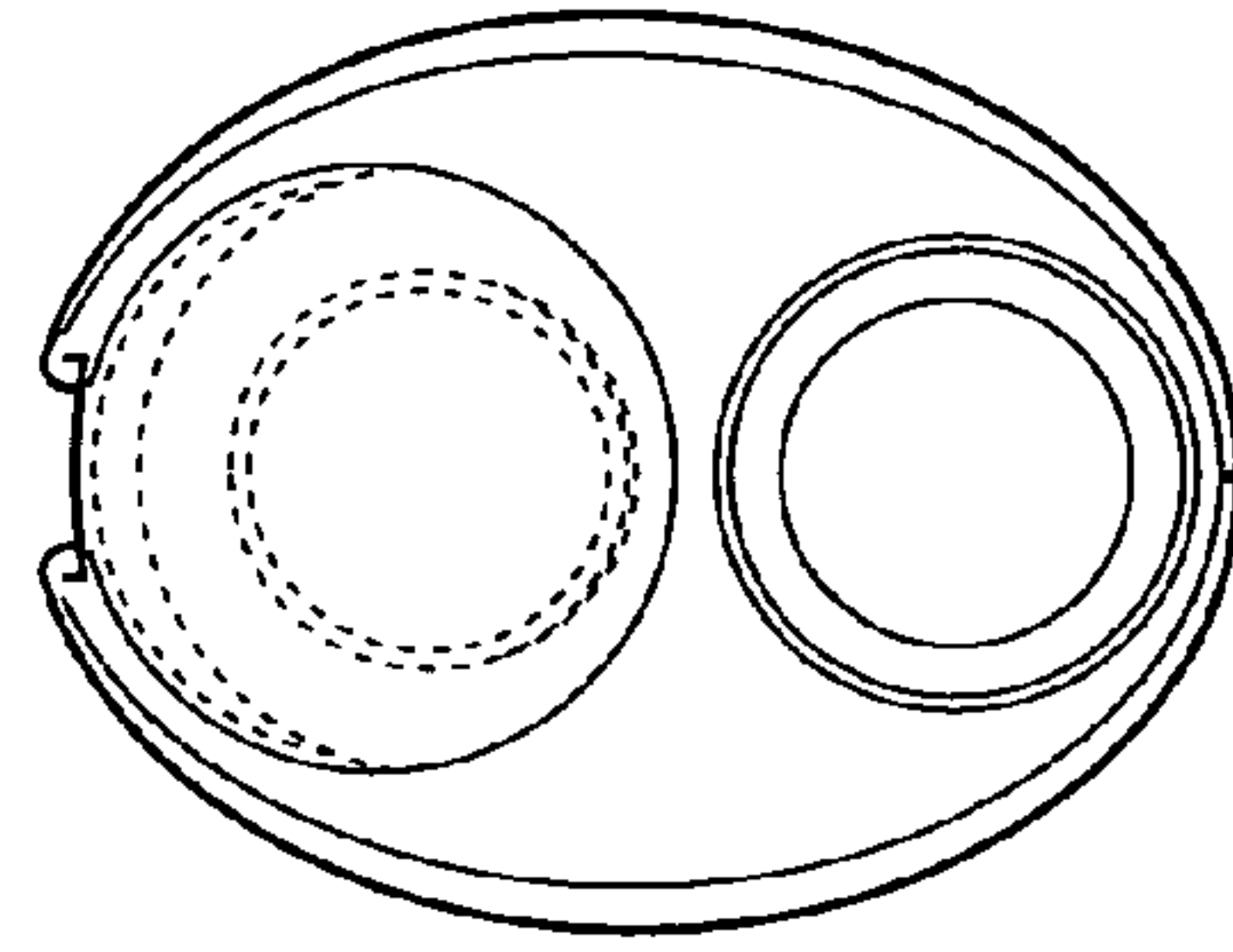


FIG. 3

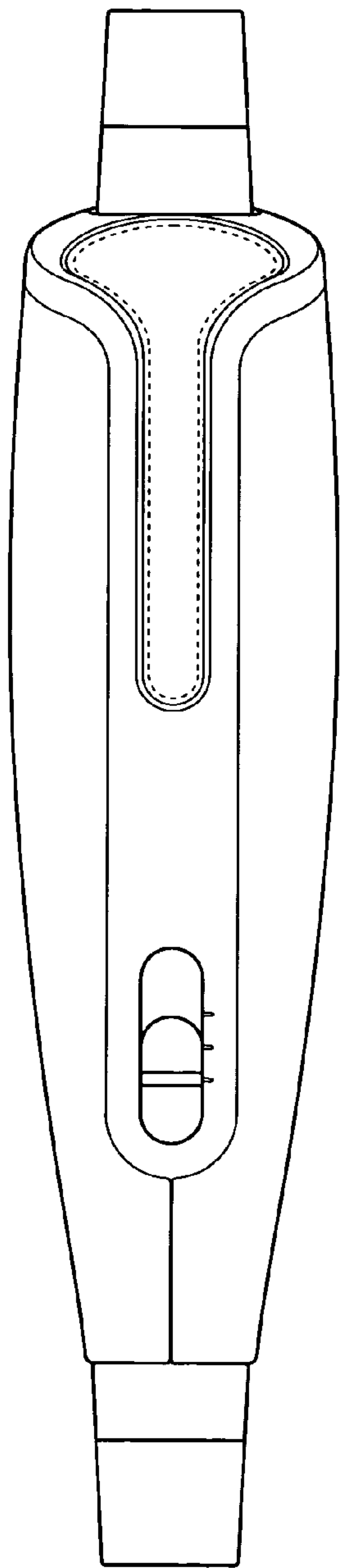


FIG. 4

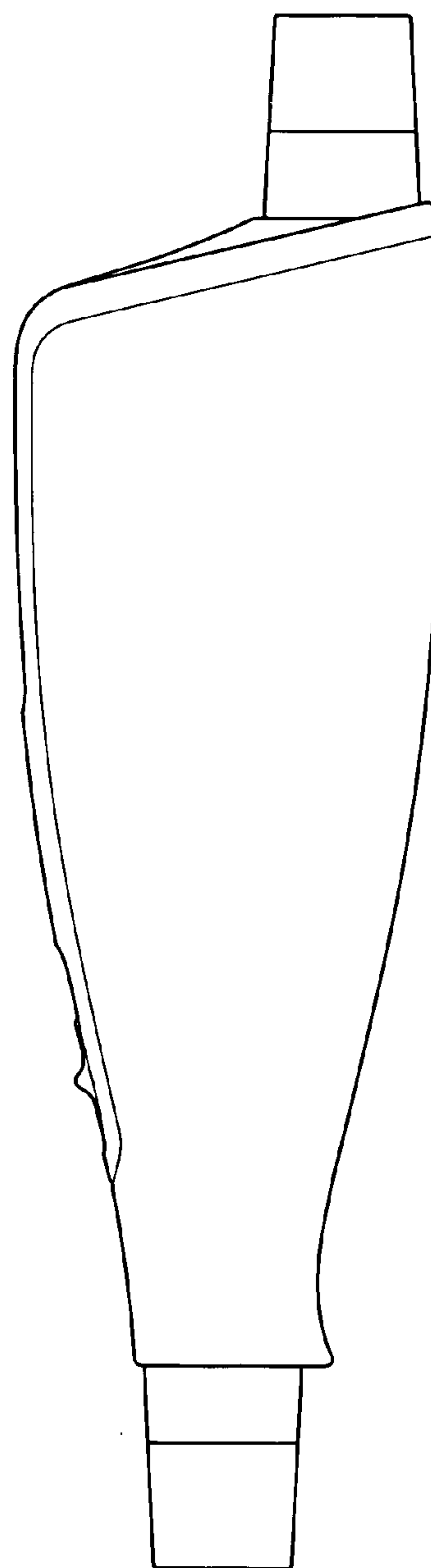


FIG. 5

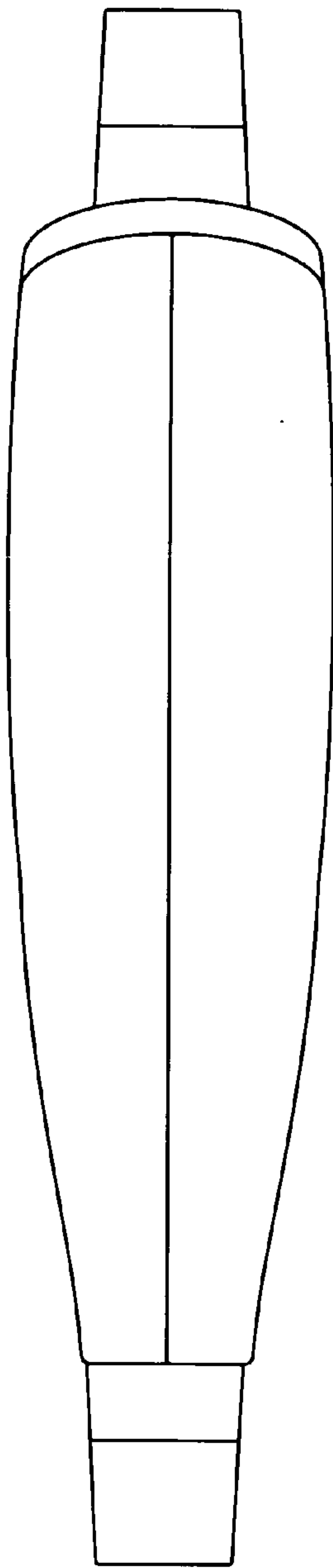


FIG. 6

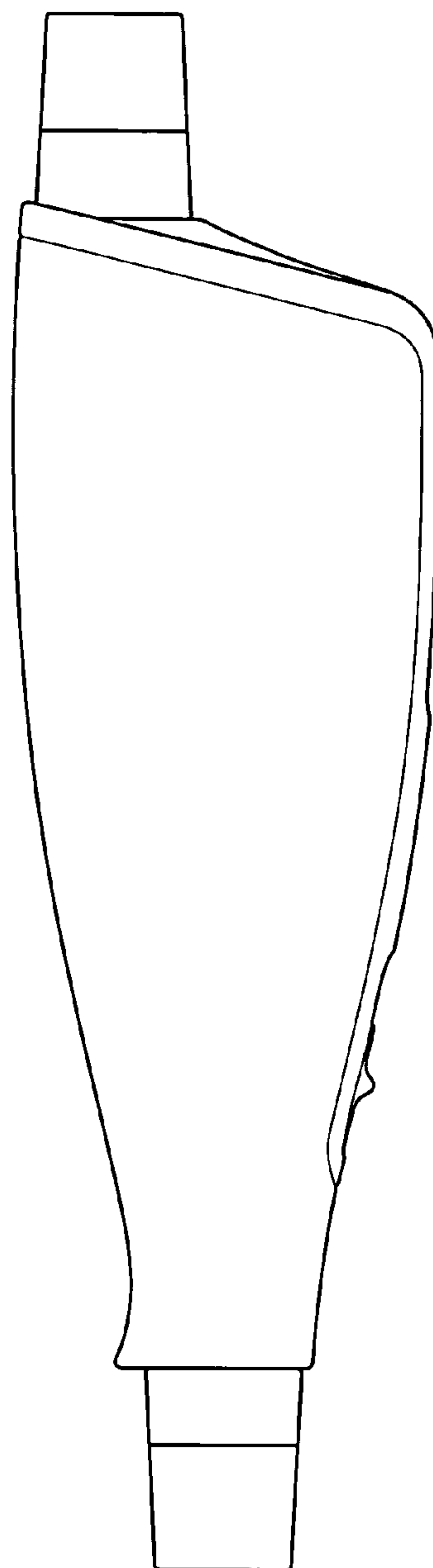


FIG. 7

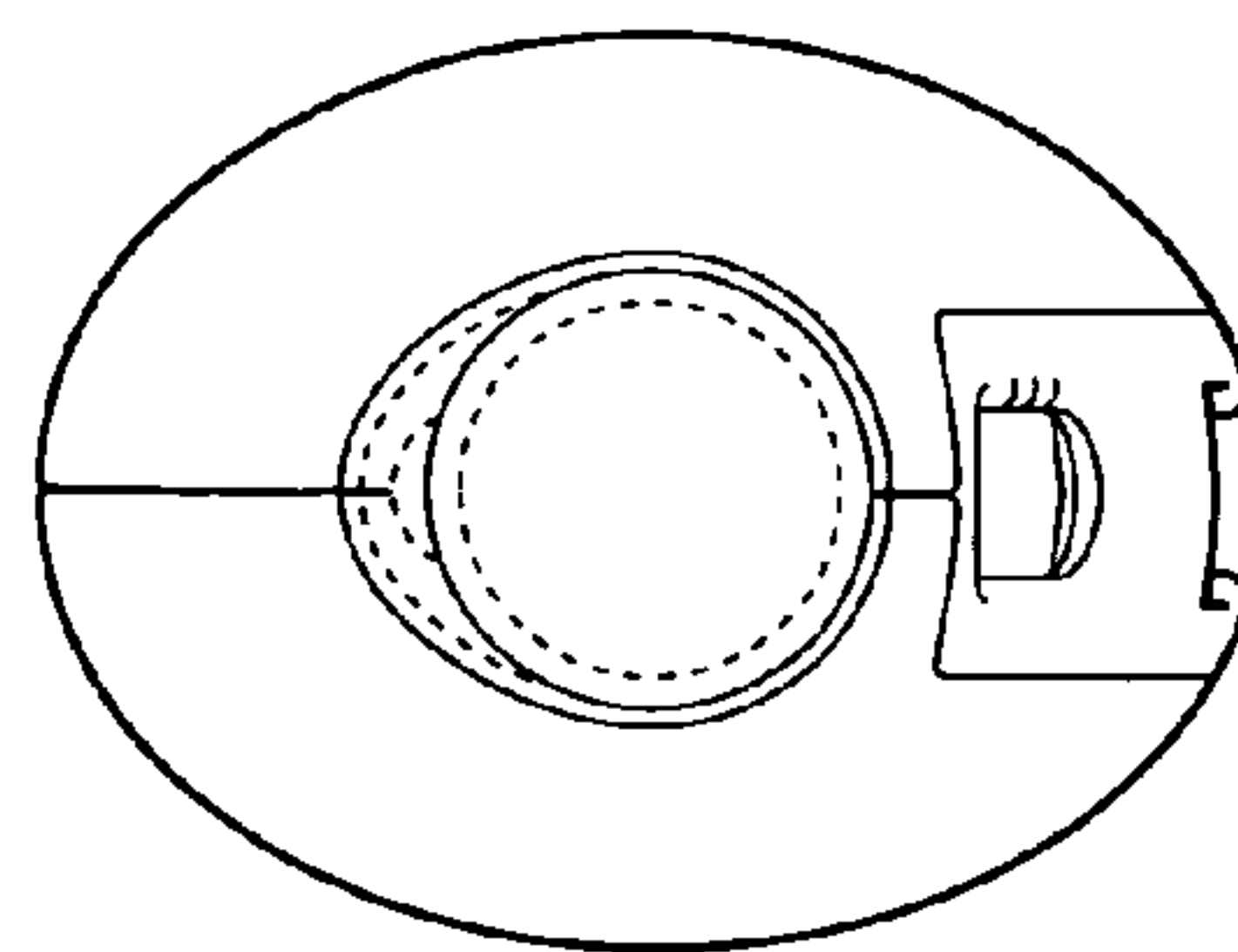


FIG. 8