



US00D598066S

(12) **United States Design Patent**
Brittingham

(10) **Patent No.:** **US D598,066 S**

(45) **Date of Patent:** **** Aug. 11, 2009**

(54) **BLACK BOX PROFILE**

(76) Inventor: **Kevin Tyson Brittingham**, 1434
Hillcrest Rd., Norcross, GA (US) 30093

(**) Term: **14 Years**

(21) Appl. No.: **29/271,065**

(22) Filed: **Jan. 9, 2007**

(51) **LOC (9) Cl.** **22-01**

(52) **U.S. Cl.** **D22/108**

(58) **Field of Classification Search** D22/100,
D22/108, 199; 42/79, 90, 1.06; 89/14.3,
89/14.4; 181/223

See application file for complete search history.

(56) **References Cited**

U.S. PATENT DOCUMENTS

4,530,417	A *	7/1985	Daniel	181/223
4,785,909	A *	11/1988	Young	181/252
D415,812	S *	10/1999	Andrews et al.	D22/108
6,412,389	B2 *	7/2002	Fluhr	89/14.4
6,948,415	B2 *	9/2005	Matthews et al.	89/14.4
2006/0060076	A1 *	3/2006	Dueck et al.	89/14.4

2007/0107590 A1* 5/2007 Silvers 89/14.4
2009/0050403 A1* 2/2009 Brittingham 181/223

* cited by examiner

Primary Examiner—Ian Simmons

Assistant Examiner—Wan Laymon

(74) *Attorney, Agent, or Firm*—Greenebaum Doll &
McDonald PLLC; Glenn D. Bellamy

(57) **CLAIM**

The ornamental design for a black box profile, as shown and described.

DESCRIPTION

FIG. 1 is a top plan view of a black box profile showing my design;

FIG. 2 is a side elevation view thereof;


FIG. 3 is a front elevation view thereof;

FIG. 4 is a rear elevation view thereof;

FIG. 5 is a side perspective view thereof; and,

FIG. 6 is a bottom plan view thereof.

1 Claim, 3 Drawing Sheets






FIGURE 1




FIGURE 2

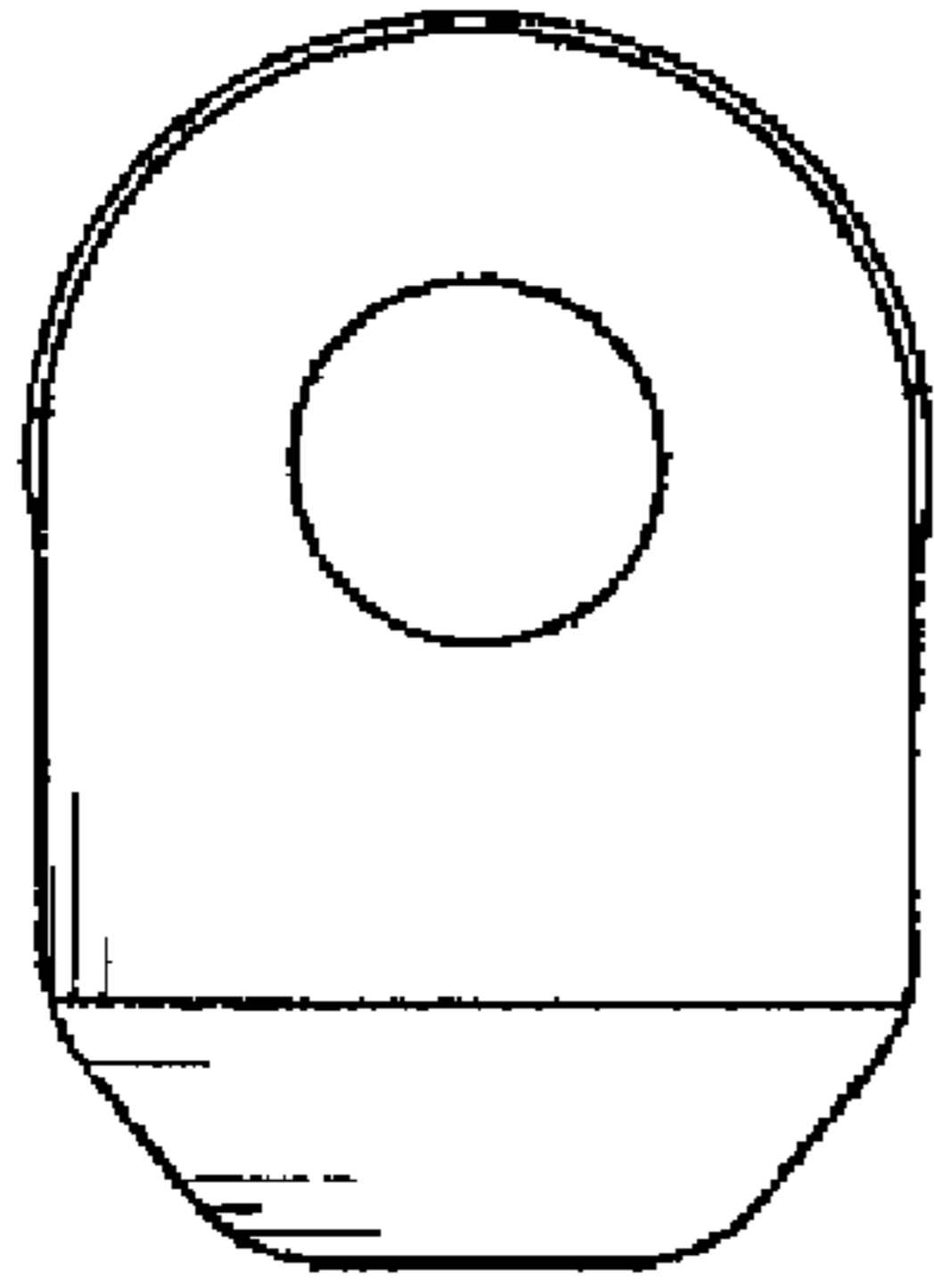


FIGURE 3

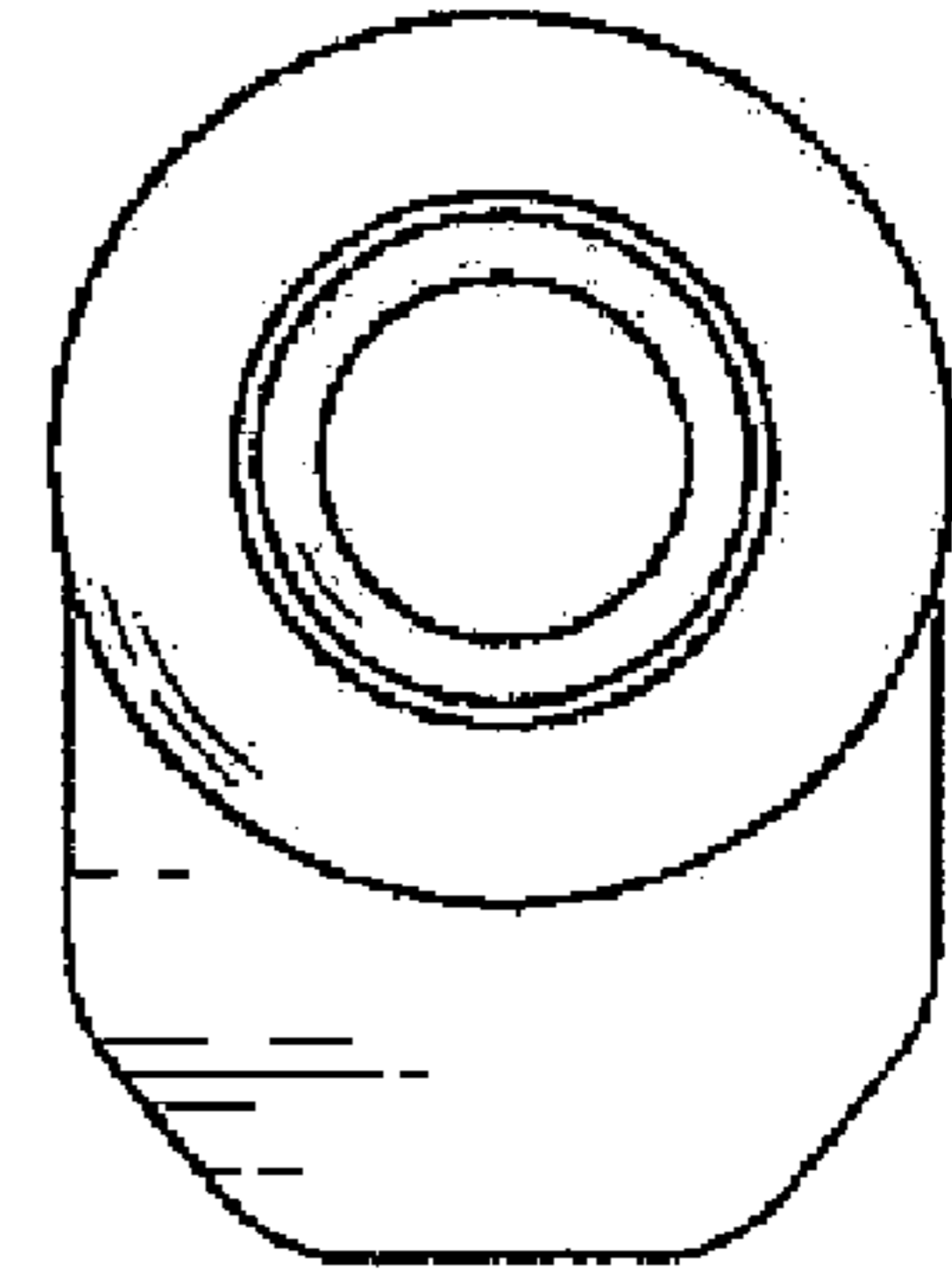


FIGURE 4

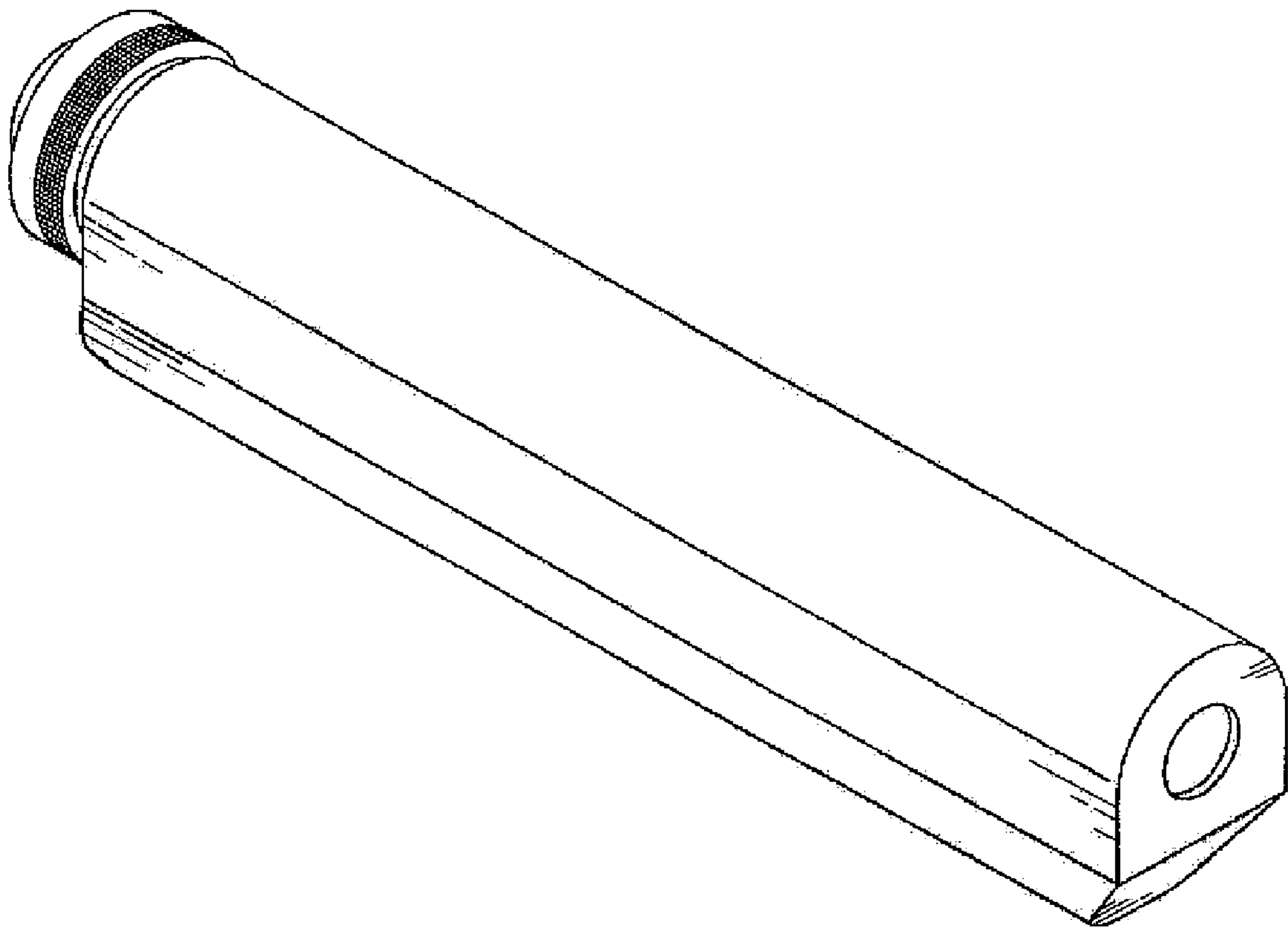


FIGURE 5

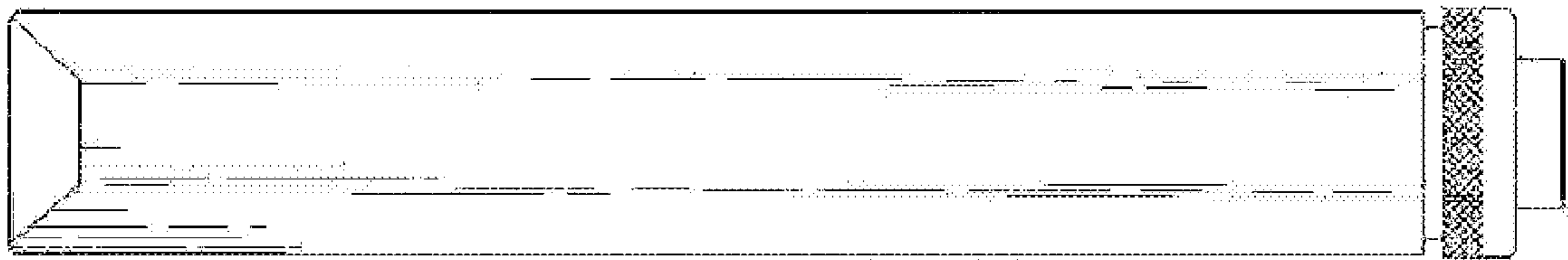


FIGURE 6