



US00D598062S

(12) **United States Design Patent**  
**Dipert et al.**

(10) **Patent No.:** **US D598,062 S**

(45) **Date of Patent:** **\*\* Aug. 11, 2009**

(54) **WOOD-TYPE GOLF CLUB HEAD**

(75) Inventors: **Joshua J. Dipert**, La Jolla, CA (US);  
**Joseph Henry Hoffman**, Carlsbad, CA  
(US); **Robert Nunez**, San Diego, CA  
(US); **Craig Kevin Barez**, Temecula, CA  
(US); **Sean Toulon**, Vista, CA (US);  
**Thomas Olsavsky**, Oceanside, CA (US)

(73) Assignee: **Taylor Made Golf Company, Inc.**,  
Carlsbad, CA (US)

(\*\*) Term: **14 Years**

(21) Appl. No.: **29/310,654**

(22) Filed: **Aug. 29, 2008**

(51) **LOC (9) Cl.** ..... **21-02**

(52) **U.S. Cl.** ..... **D21/752**

(58) **Field of Classification Search** ..... D21/733,  
D21/752, 759; 473/324–331, 343–346  
See application file for complete search history.

(56) **References Cited**

**U.S. PATENT DOCUMENTS**

D361,356 S	8/1995	Feche et al.	
D396,512 S	7/1998	Besnard et al.	
6,089,994 A	7/2000	Sun	
D433,073 S	10/2000	Sodano	
D469,141 S	1/2003	Poynor et al.	
D470,555 S	2/2003	Burnett et al.	
D501,235 S	1/2005	Imamoto	
D518,129 S *	3/2006	Poynor et al.	D21/759
D520,090 S	5/2006	Imamoto	
D520,586 S	5/2006	Bingman	
D521,093 S	5/2006	Jorgensen et al.	
D523,502 S *	6/2006	Jorgensen	D21/752
D534,600 S	1/2007	Tang et al.	
D541,364 S	4/2007	Barez et al.	
D541,895 S	5/2007	Barez et al.	
D543,602 S	5/2007	Hoffman et al.	
D561,856 S	2/2008	Barez et al.	

D568,953 S *	5/2008	Harbert et al.	D21/752
D579,065 S	10/2008	Yi et al.	
D579,067 S	10/2008	Hoffman et al.	
D580,504 S *	11/2008	Bosilkovski et al.	D21/752
D583,432 S *	12/2008	Serrano et al.	D21/752
D588,217 S *	3/2009	Jertson et al.	D21/752
D588,659 S *	3/2009	Jertson et al.	D21/752

**OTHER PUBLICATIONS**

“Rescue Dual,” TaylorMade 2005 Brochure, 2 pp. (2005).

\* cited by examiner

*Primary Examiner*—Mitchell I Siegel

(74) *Attorney, Agent, or Firm*—Klarquist Sparkman, LLP

(57) **CLAIM**

We claim the ornamental design for a wood-type golf club head, as shown and described.

**DESCRIPTION**

FIG. 1 is a perspective view of a wood-type golf club head, as viewed from the rear, bottom, and one side, according to one embodiment.

FIG. 2 is a front elevation view of the wood-type golf club head of FIG. 1.

FIG. 3 is a side elevation view of the toe of the wood-type golf club head of FIG. 1.

FIG. 4 is a side elevation view of the heel of the wood-type golf club head of FIG. 1.

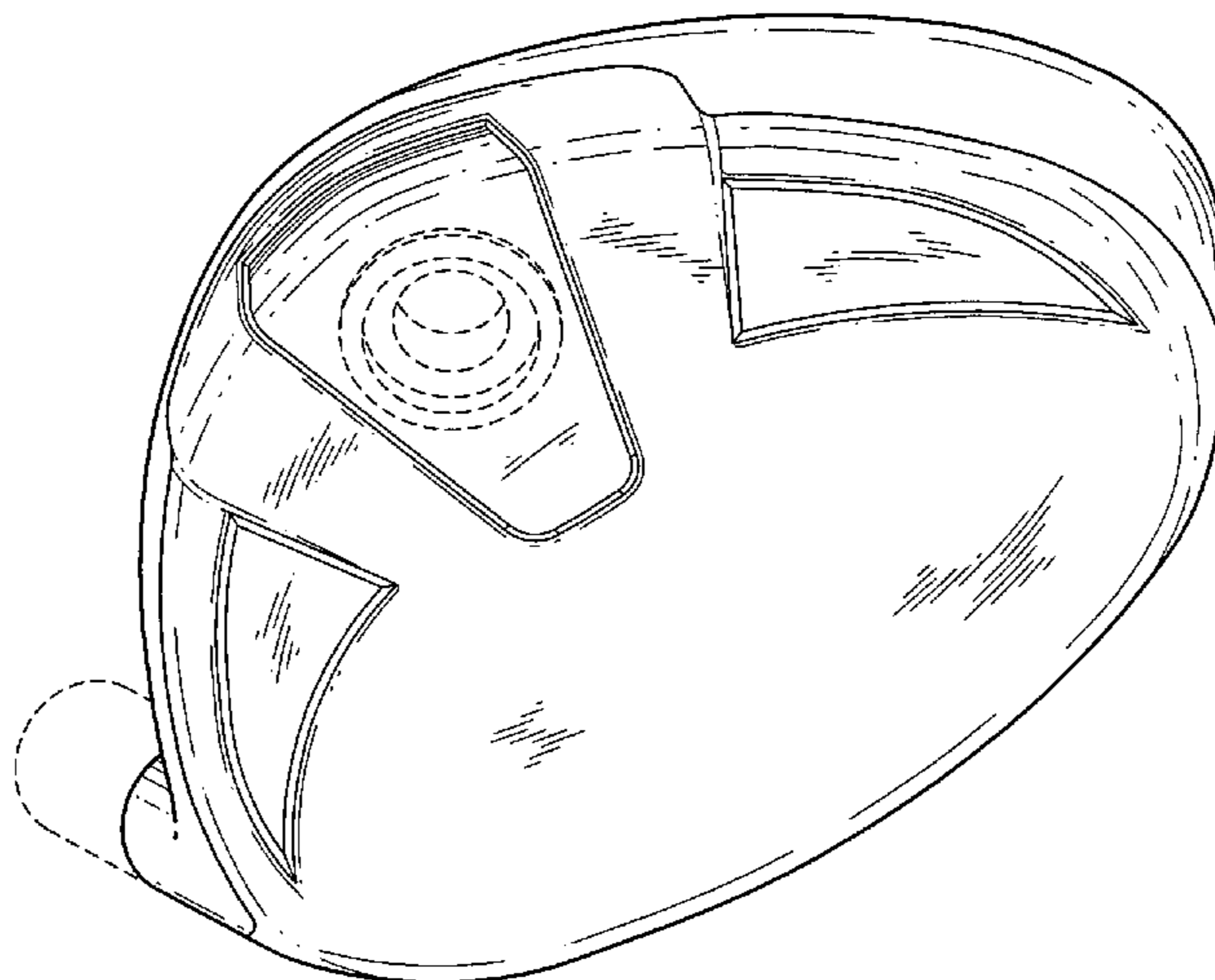
FIG. 5 is a rear elevation view of the wood-type golf club head of FIG. 1.

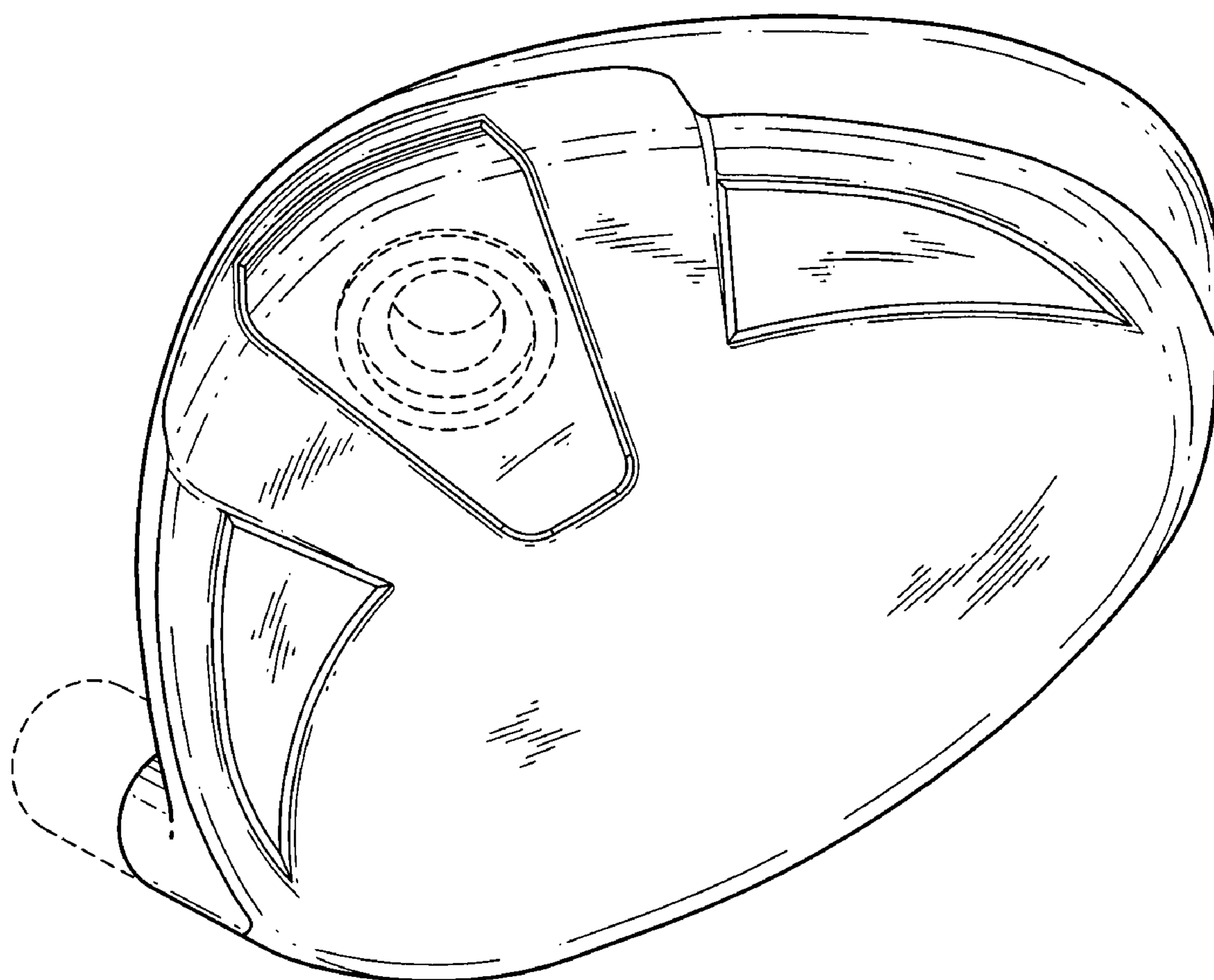
FIG. 6 is a top plan view of the wood-type golf club head of FIG. 1; and,

FIG. 7 is a bottom plan view of the wood-type golf club head of FIG. 1.

The dashed lines in the drawings are for illustrative purpose only and form no part of the claimed design.

**1 Claim, 6 Drawing Sheets**





*FIG. 1*

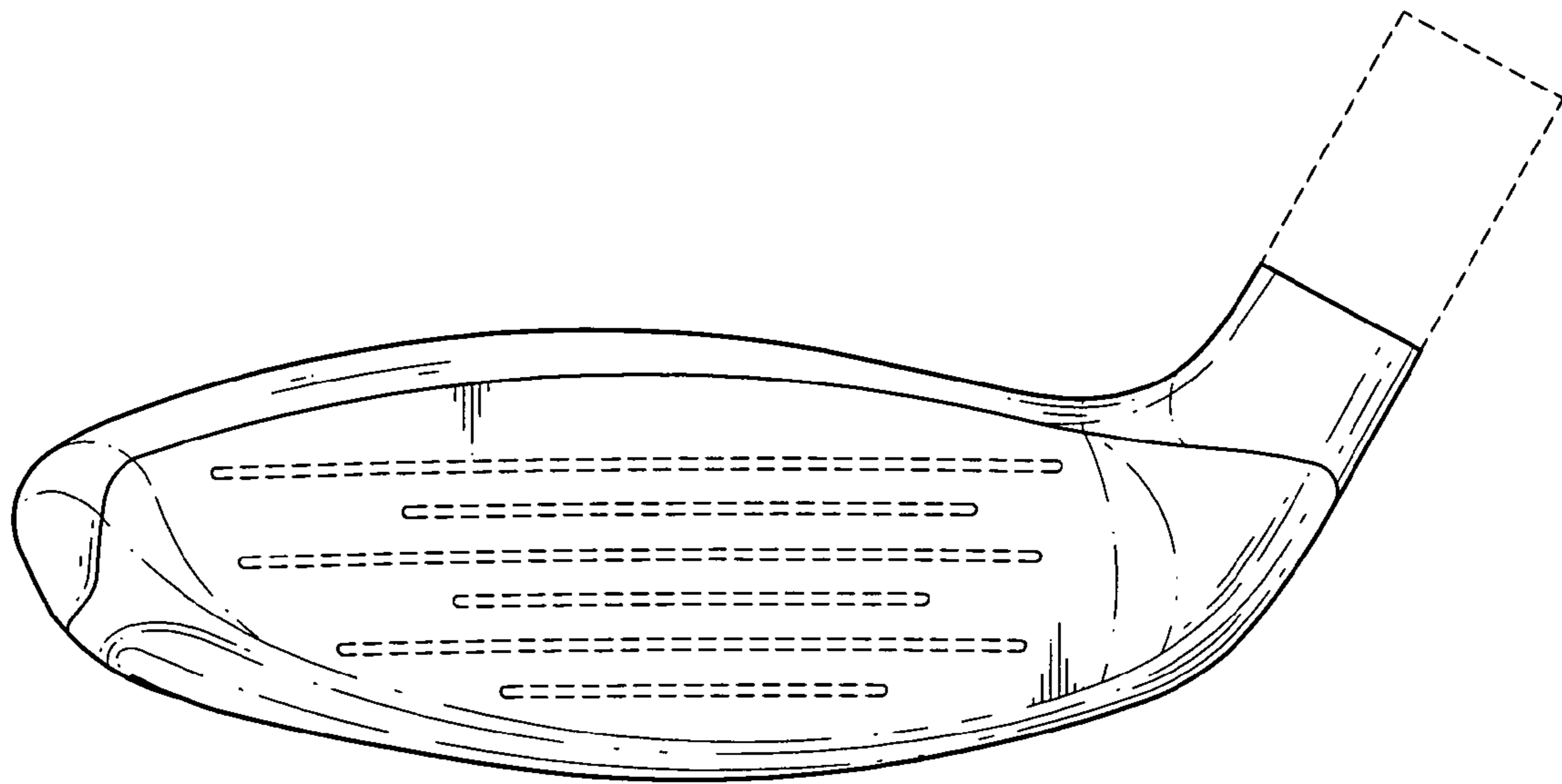


FIG. 2

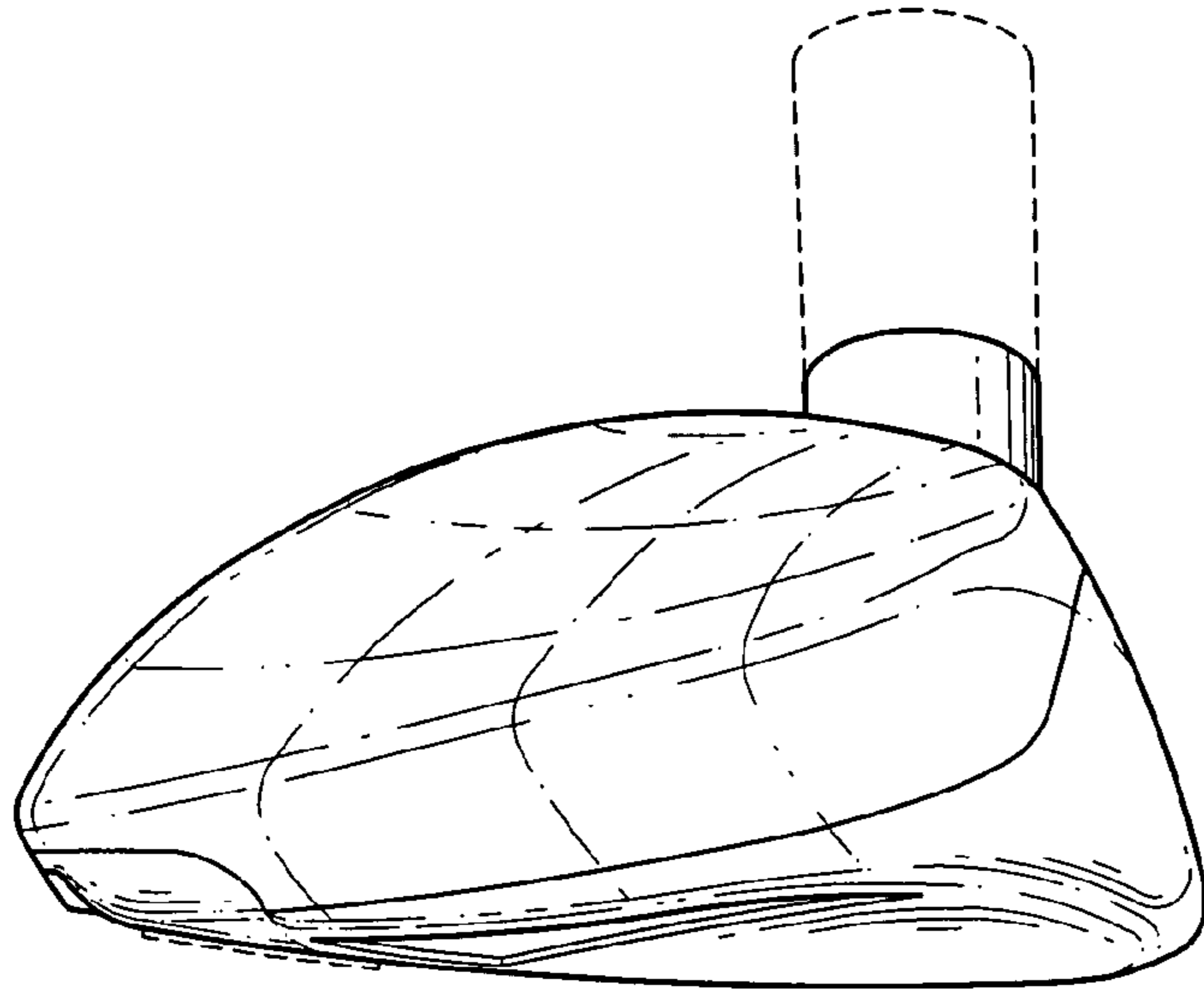
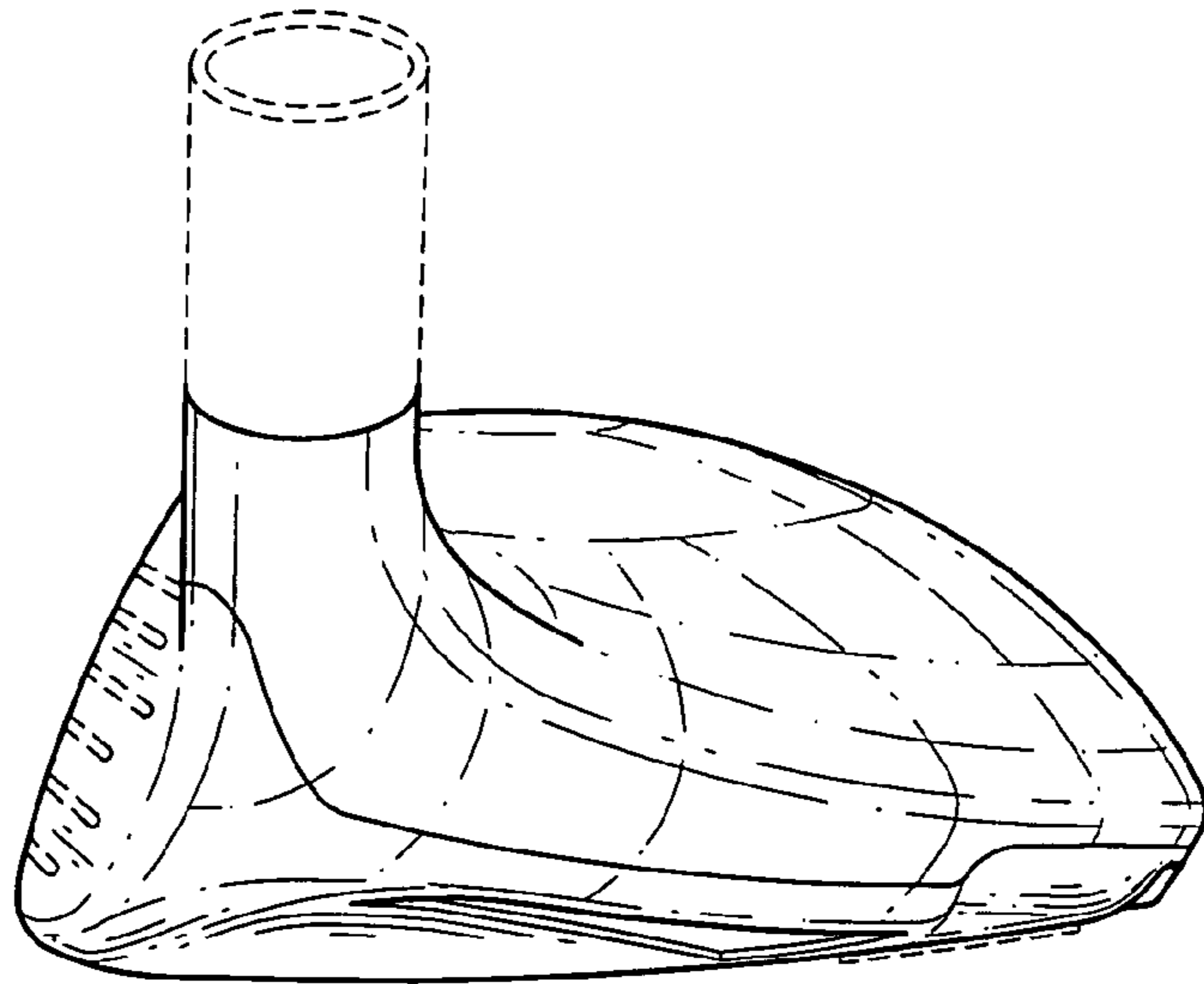


FIG. 3

FIG. 4



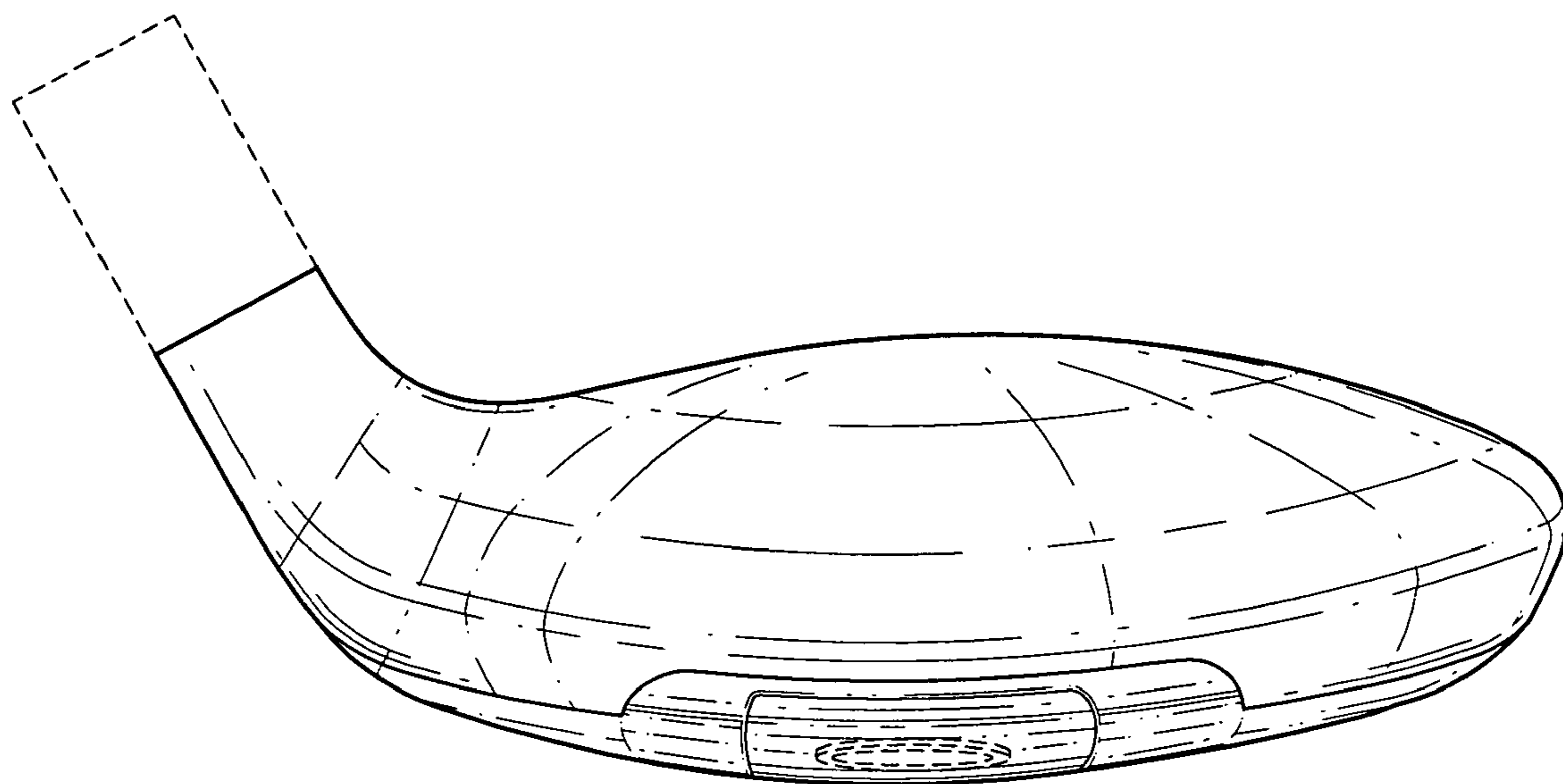


FIG. 5

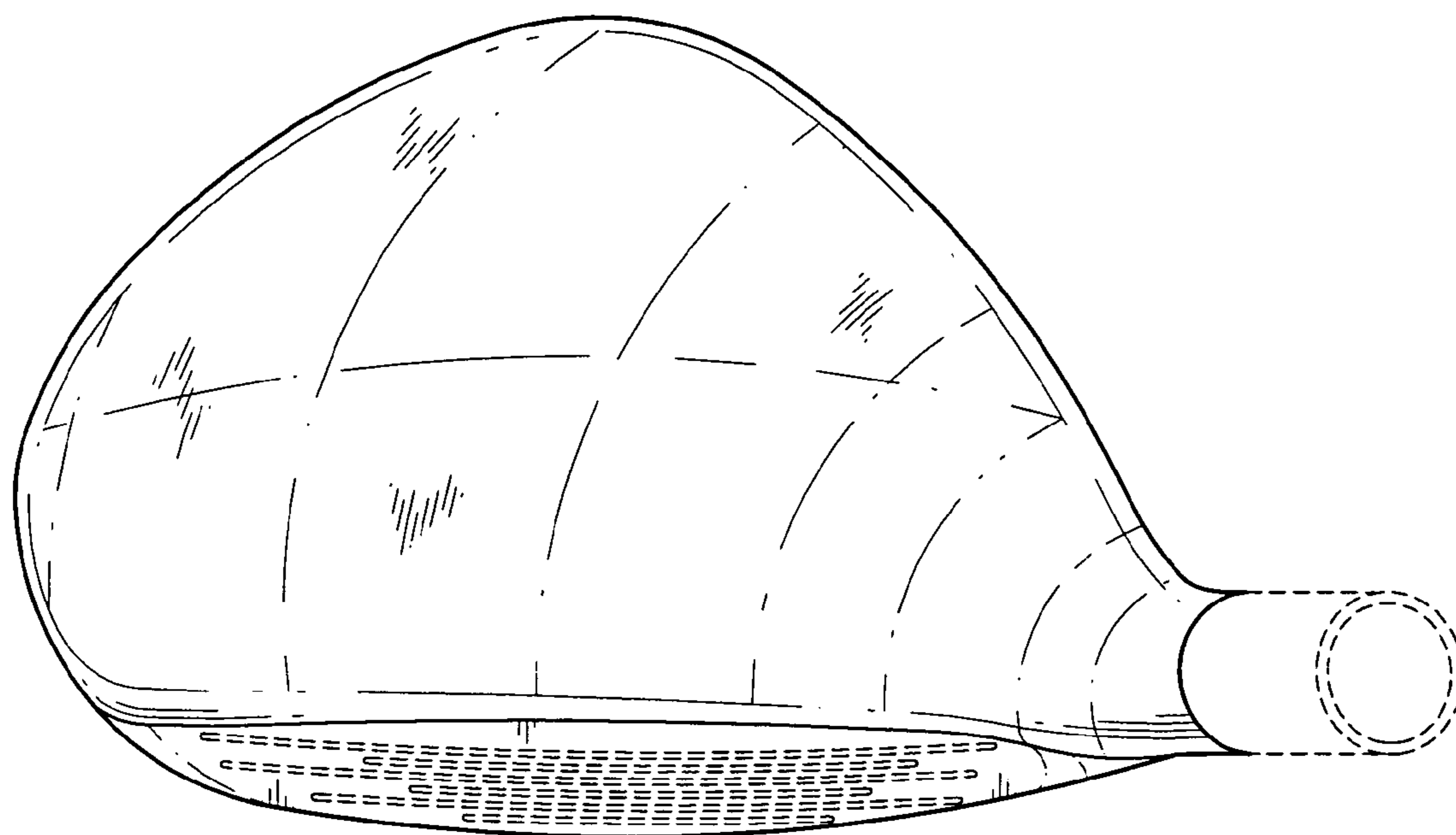


FIG. 6



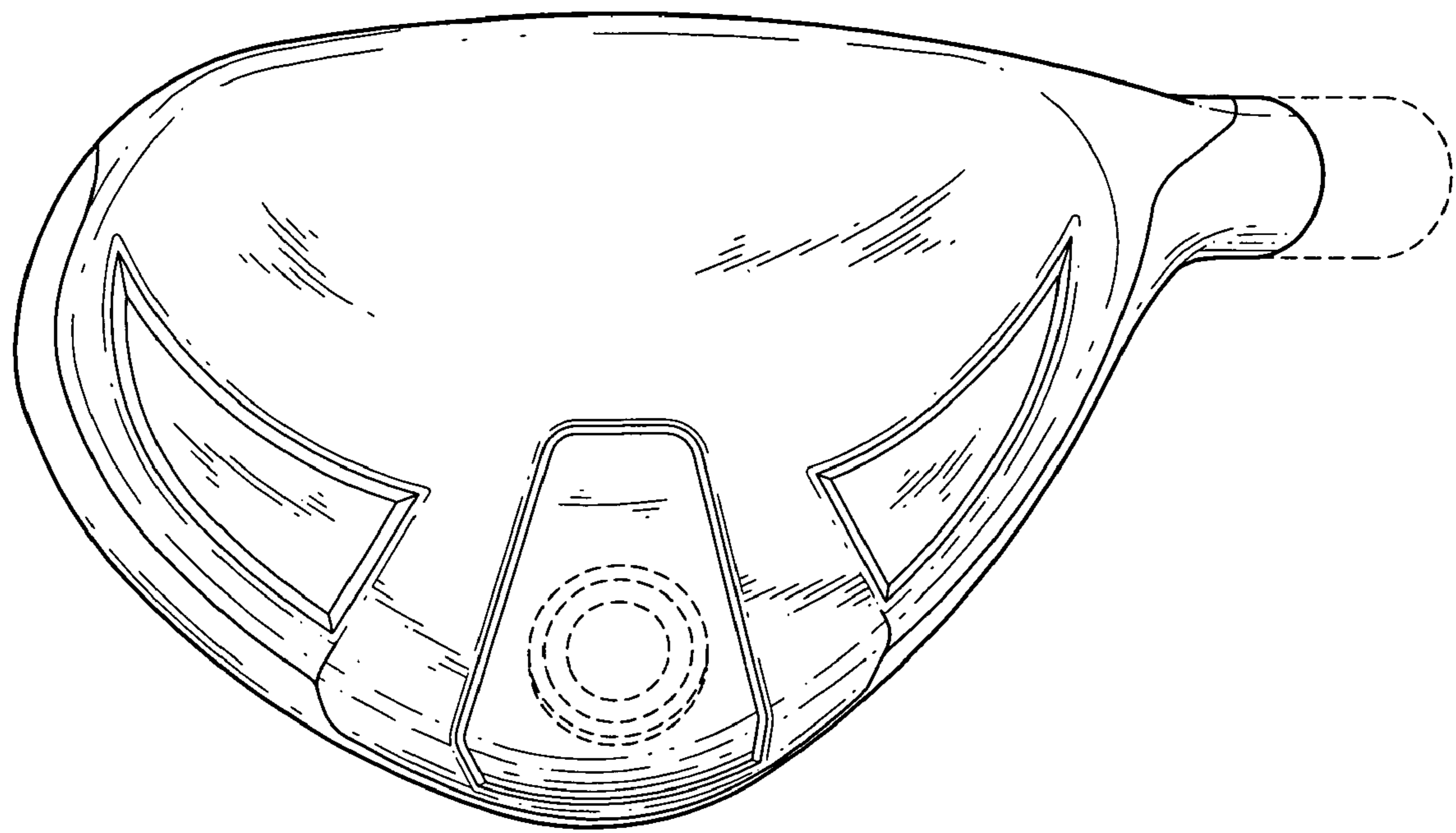


FIG. 7