



US00D598057S

(12) **United States Design Patent**  
**Garcia**

(10) **Patent No.:** **US D598,057 S**

(45) **Date of Patent:** **\*\* Aug. 11, 2009**

(54) **COMBINED NOISE MAKER AND BANNER**

(76) **Inventor:** **Jose Garcia**, 8561 SW. 27 St., Miami Springs, FL (US) 33155

(\*\*) **Term:** **14 Years**

(21) **Appl. No.:** **29/330,395**

(22) **Filed:** **Jan. 6, 2009**

**Related U.S. Application Data**

(63) Continuation-in-part of application No. 29/299,074, filed on Dec. 19, 2007.

(51) **LOC (9) Cl.** ..... **21-01**

(52) **U.S. Cl.** ..... **D21/405**

(58) **Field of Classification Search** ..... D21/400, D21/405, 406, 466, 576, 623, 627, 707, 713; D11/157, 165, 166, 172-174, 181, 182; D20/10, D20/12, 19, 29, 41, 42, 99; D17/22, 99; D10/109, 116, 121; 446/26, 81, 418, 419, 446/421, 487, 490, 491; 40/586; 84/402-421; 984/151, 154; 116/63 P, 306, 148, 171, 173  
See application file for complete search history.

(56) **References Cited**

**U.S. PATENT DOCUMENTS**

- D191,585 S \* 10/1961 Miller ..... D21/400
- D269,886 S \* 7/1983 Nakao et al. .... D21/406
- D272,550 S \* 2/1984 Esposti ..... D21/406
- 4,454,204 A \* 6/1984 Posey ..... 428/542.4
- D294,724 S \* 3/1988 Lund ..... D21/623

- D358,794 S \* 5/1995 Thigpen ..... D12/162
- D442,169 S \* 5/2001 Shore et al. .... D14/232
- D459,382 S \* 6/2002 Cohen ..... D17/22
- 6,817,922 B1 \* 11/2004 Davies ..... 446/418
- D500,424 S \* 1/2005 Long et al. .... D6/597
- 7,059,265 B2 \* 6/2006 Lehman ..... 116/28 R
- 7,226,645 B1 \* 6/2007 Braithwaite ..... 428/18
- 2001/0034177 A1 \* 10/2001 Hunn ..... 446/73
- 2004/0006900 A1 \* 1/2004 Beller ..... 40/329

\* cited by examiner

*Primary Examiner*—Catherine Tuttle

(74) *Attorney, Agent, or Firm*—Sanchelima & Associates, P.A.

(57) **CLAIM**

The ornamental design for a combined noise maker and banner, as shown and described.

**DESCRIPTION**

FIG. 1 is a front perspective view of a combined noise maker and banner showing my new design;

FIG. 2 is a rear view thereof;

FIG. 3 is a right side view thereof;

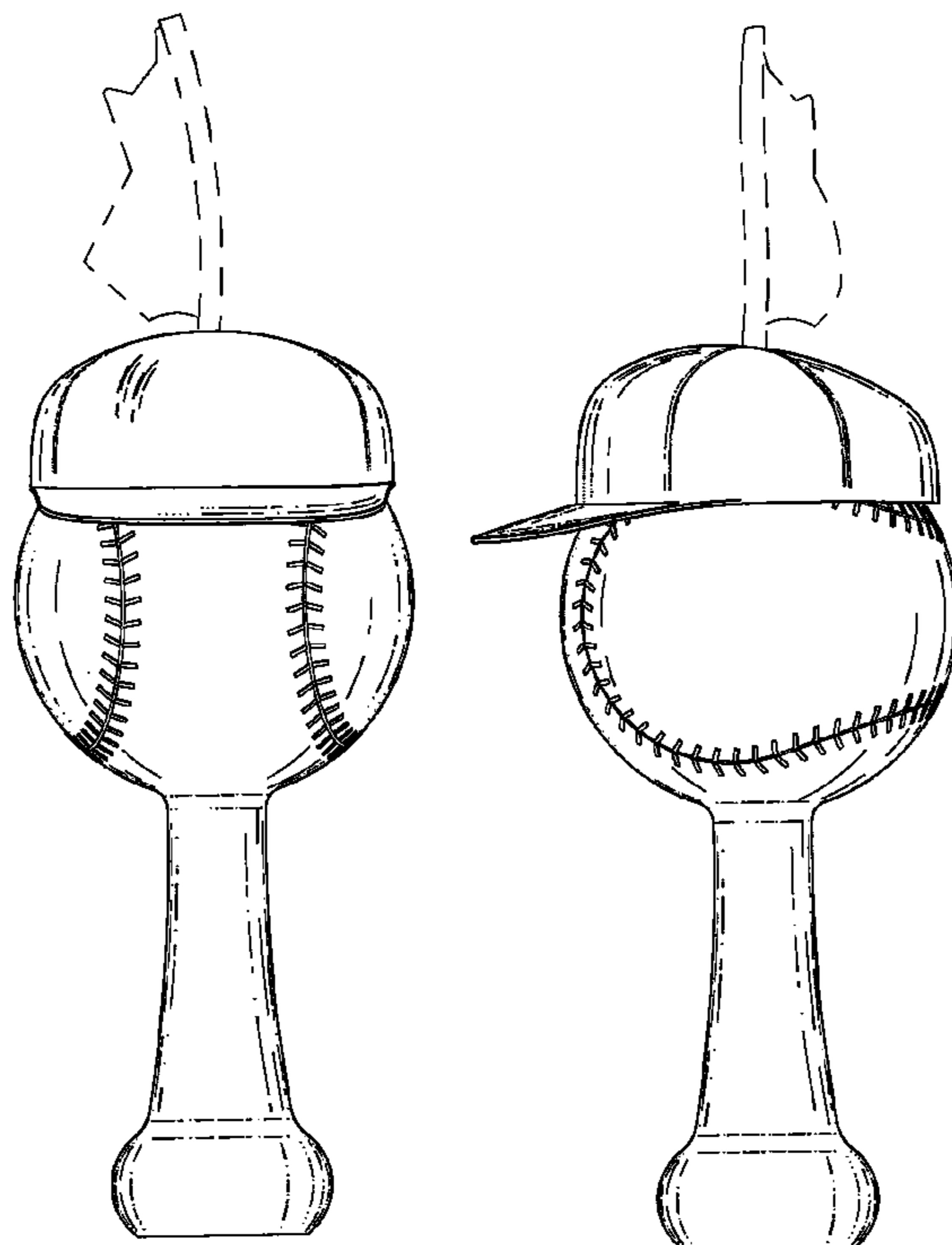
FIG. 4 is a left side view thereof;

FIG. 5 is a top view thereof; and,

FIG. 6 is a bottom view thereof.

The broken lines are included for the purpose of illustrating the banner portion of the combined noisemaker and banner that forms no part of the design to be patented.

**1 Claim, 5 Drawing Sheets**



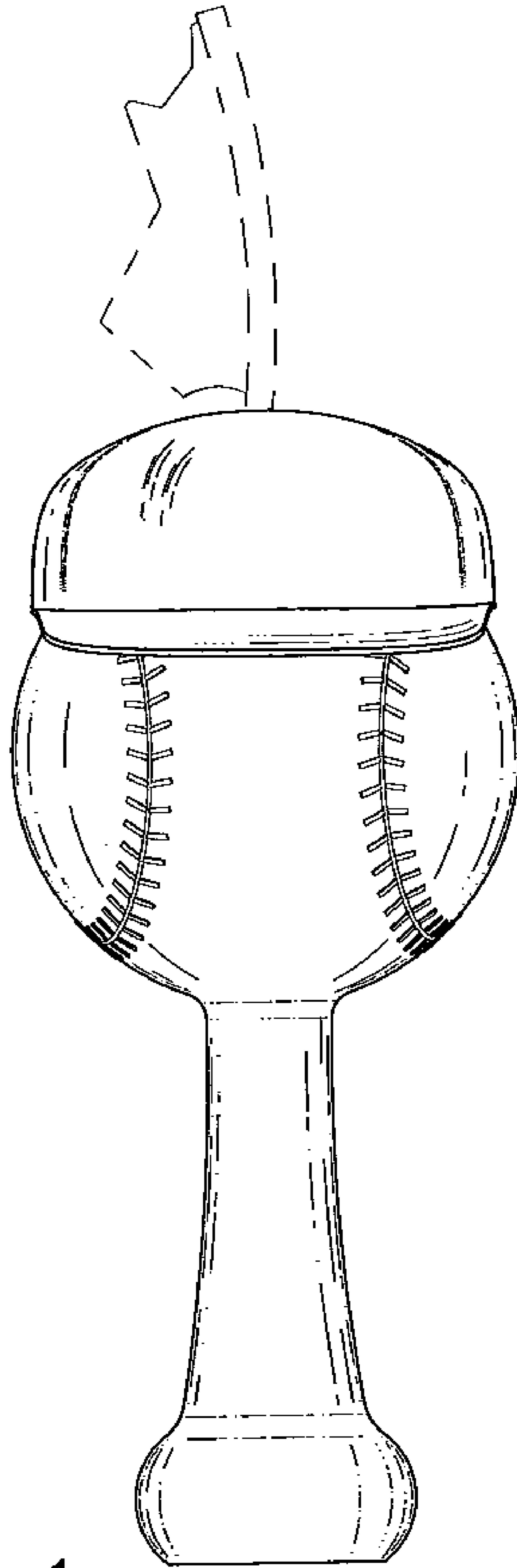


Fig. 1

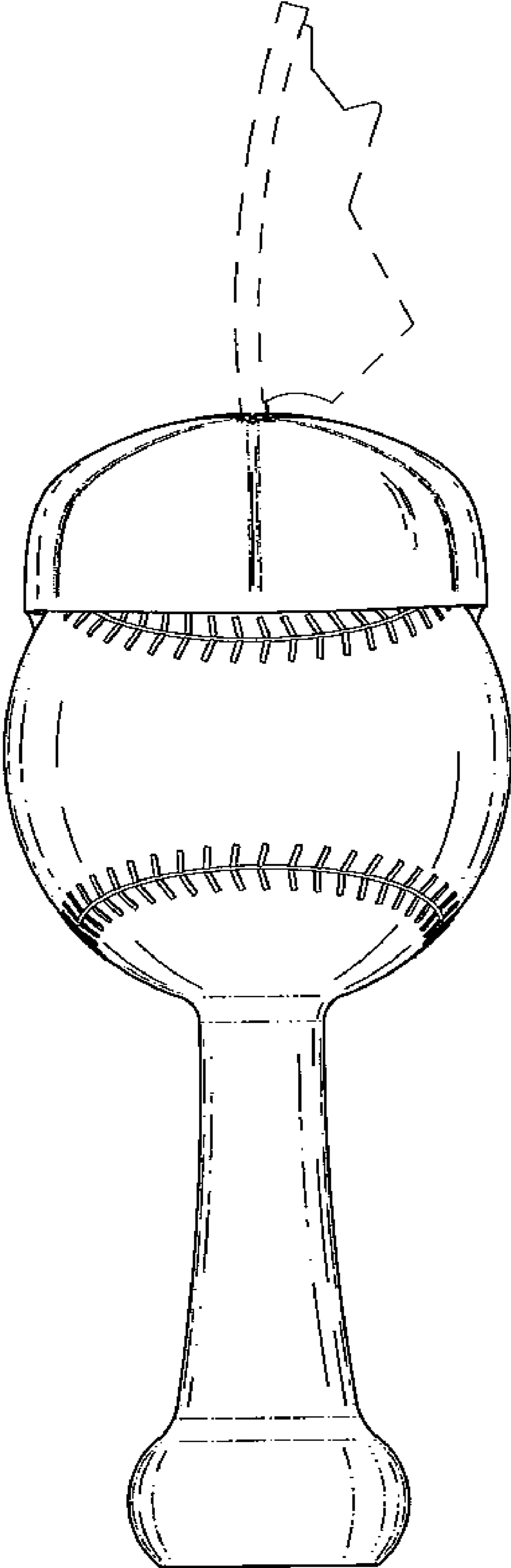


Fig. 2

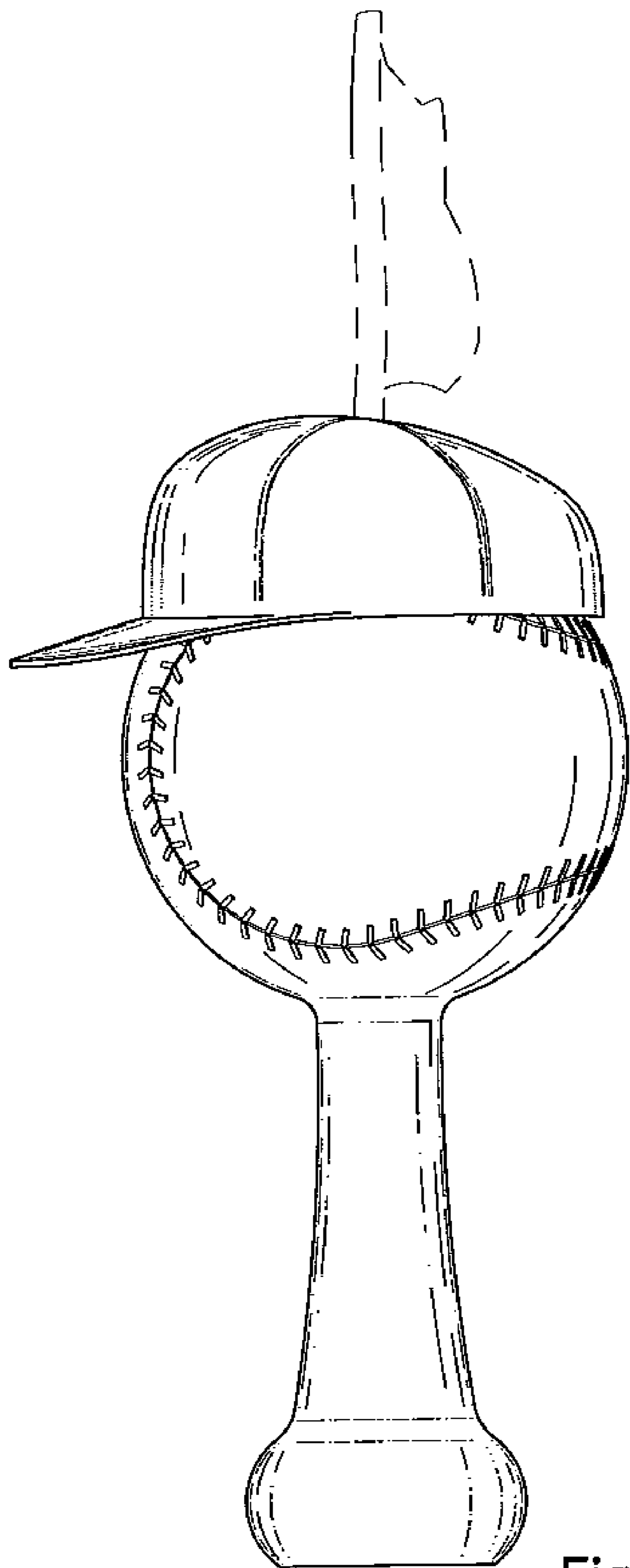


Fig. 3

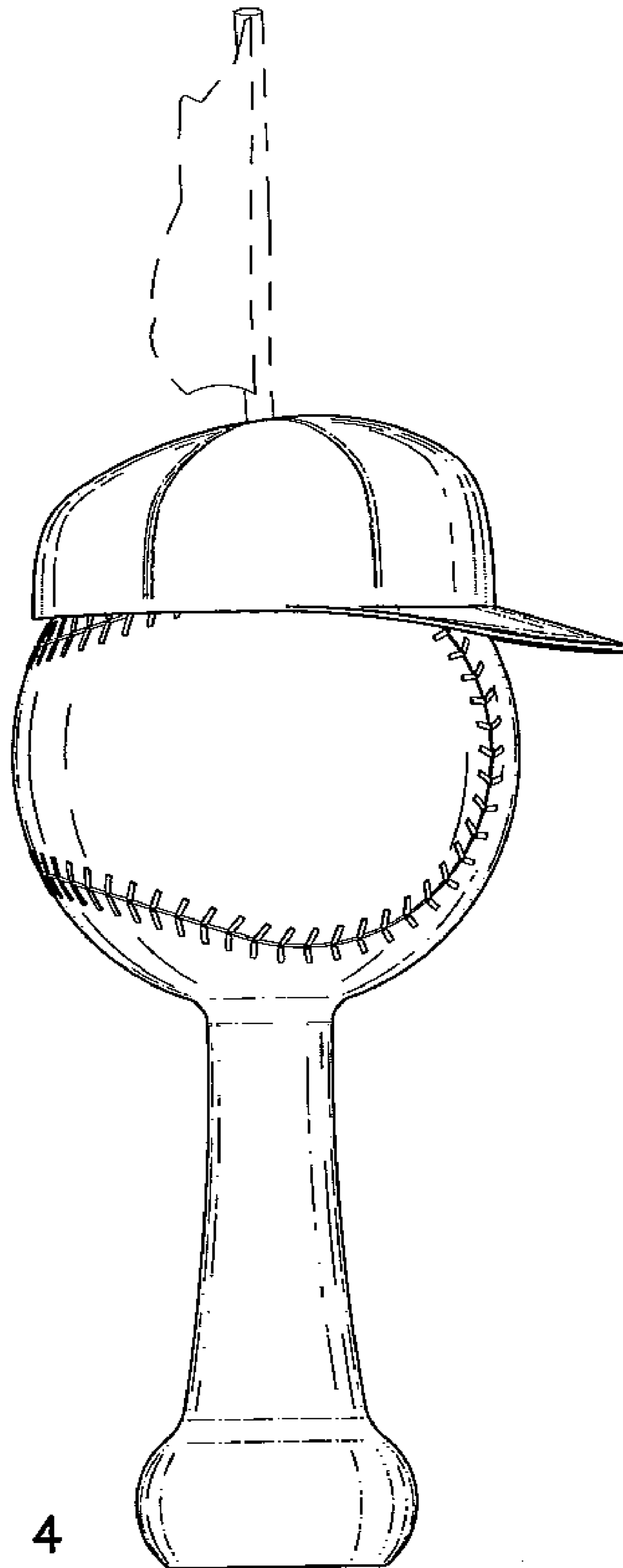


Fig. 4

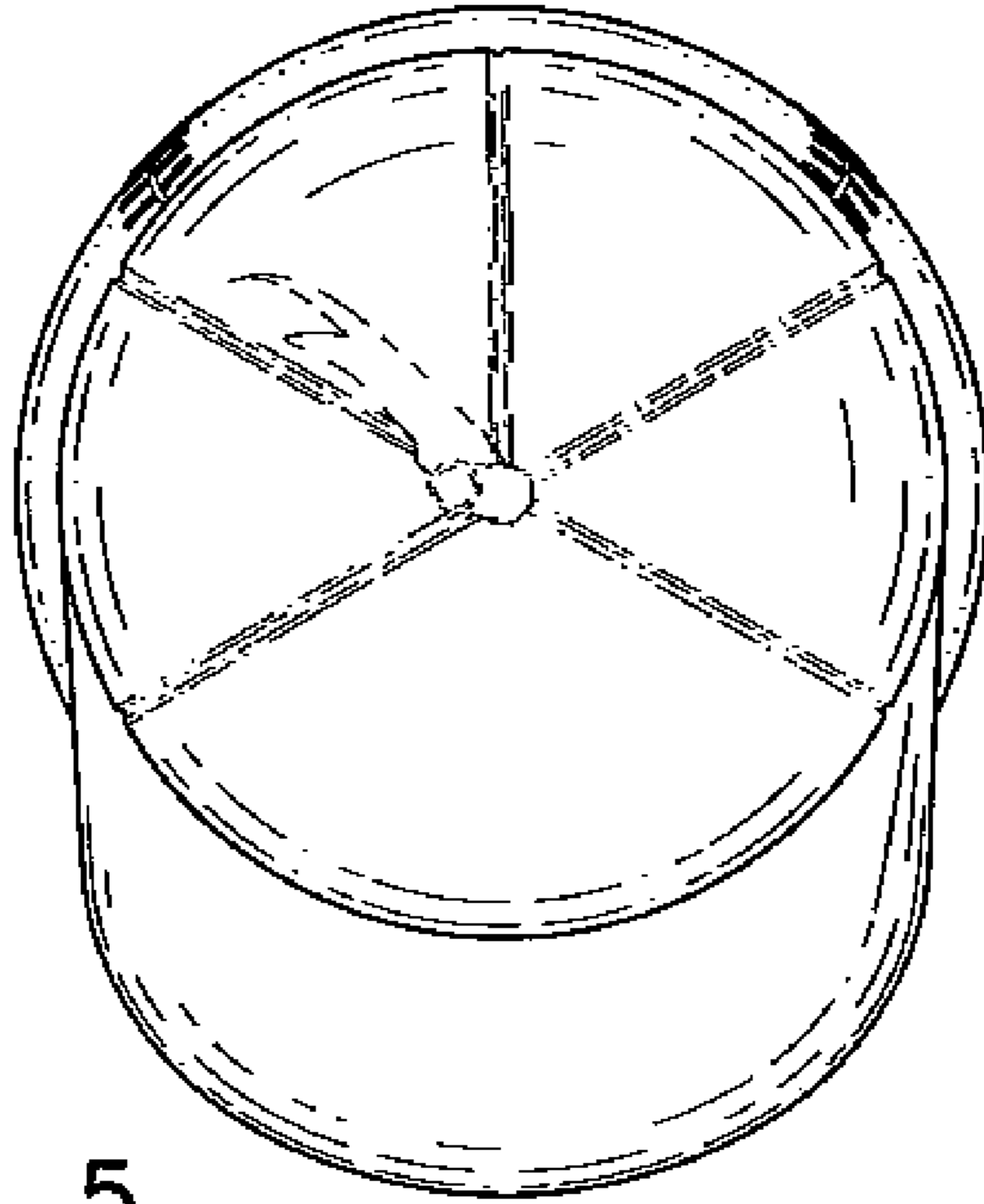


Fig. 5

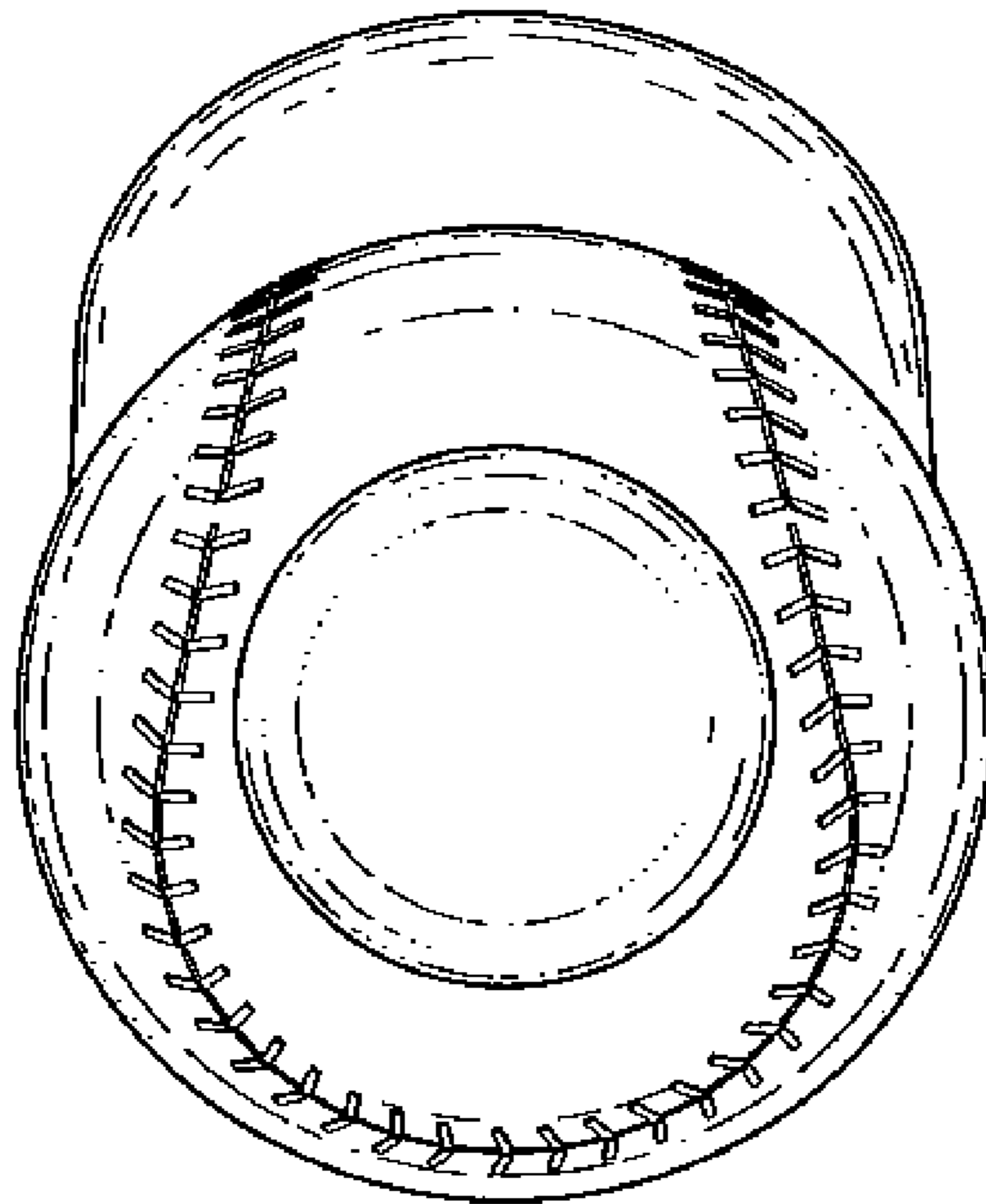


Fig. 6