



US00D598024S

(12) **United States Design Patent**
Scott et al.

(10) **Patent No.:** **US D598,024 S**

(45) **Date of Patent:** **** Aug. 11, 2009**

(54) **PRIVACY SHIELD**

(75) Inventors: **Robert C. Scott**, Minneapolis, MN (US); **Peter J. Floersch**, Eagan, MN (US); **Jon G. Christopherson**, Apple Valley, MN (US)

(73) Assignee: **Target Brands, Inc.**, Minneapolis, MN (US)

(**) Term: **14 Years**

(21) Appl. No.: **29/318,633**

(22) Filed: **May 23, 2008**

(51) **LOC (9) Cl.** **14-02**

(52) **U.S. Cl.** **D14/432; D14/455**

(58) **Field of Classification Search** D14/432-457, D14/217, 251-254, 224-224.1, 229, 238, D14/260.1, 299, 383-390; D13/133, 144, D13/145, 154-157, 173-178, 184, 199; D8/349, D8/354, 363, 373, 380, 381, 382, 499; D99/28, D99/43, 99; D19/92; 359/601, 610; 235/375, 235/379, 381

See application file for complete search history.

(56) **References Cited**

U.S. PATENT DOCUMENTS

3,236,385	A *	2/1966	Becker	D19/92
D218,352	S *	8/1970	Hoch	D7/554.3
D260,907	S *	9/1981	Giulie et al.	D19/92
D274,067	S *	5/1984	Evenson	D19/92
4,923,154	A *	5/1990	Konkel	D14/457
D311,931	S *	11/1990	Evenson	D19/92
D323,085	S *	1/1992	Konkel	D6/466
D356,074	S *	3/1995	Coblentz et al.	D14/457
5,412,189	A	5/1995	Cragun		
D359,288	S *	6/1995	Underwood	D14/250
D377,167	S *	1/1997	High et al.	D14/387
5,641,074	A *	6/1997	Smed	D19/92
D385,543	S *	10/1997	Phirippidis et al.	D14/449
5,748,728	A *	5/1998	Ginsberg et al.	379/447
D414,163	S *	9/1999	Hesselbach	D14/387
6,144,319	A *	11/2000	Lutz et al.	341/22

D455,889	S *	4/2002	Jobin	D99/43
D468,773	S *	1/2003	Bodum	D19/92
6,543,684	B1 *	4/2003	White et al.	235/379
D504,431	S *	4/2005	Scully et al.	D14/432
D522,061	S *	5/2006	Chen et al.	D19/92
7,106,220	B2	9/2006	Gourgey et al.		
7,146,577	B2	12/2006	Hoffman		

(Continued)

FOREIGN PATENT DOCUMENTS

WO 9627256 9/1996

OTHER PUBLICATIONS

Target Corporation, images of a PIN template, believed to have been used publicly in the United States in Mar. 2002, 6 pgs.

Primary Examiner—Cathron C Brooks

Assistant Examiner—Deanna Fluegeman

(74) *Attorney, Agent, or Firm*—Griffiths & Seaton PLLC

(57) **CLAIM**

The ornamental design for a privacy shield, as shown and described.

DESCRIPTION

FIG. 1 is an isometric view of a privacy shield, according to an embodiment of the invention;

FIG. 2 is a top view thereof;

FIG. 3 is a bottom view thereof;

FIG. 4 is a front view thereof;

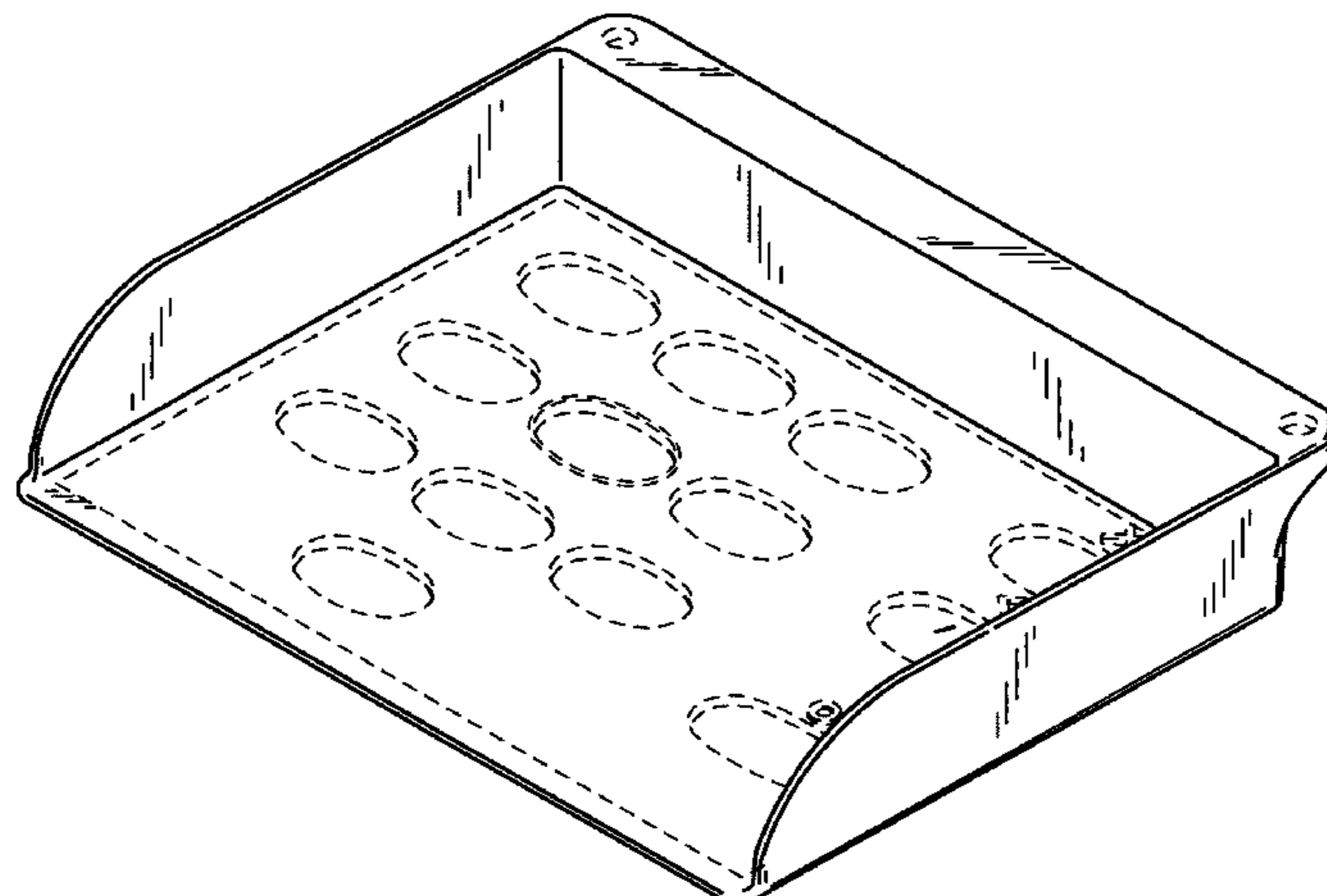
FIG. 5 is a rear view thereof;

FIG. 6 is a right side view thereof; and,

FIG. 7 is a left side view thereof.

The rectangular broken line feature in the drawings defines the bounds of the claimed design and forms no part thereof. The remaining broken line features in the drawing illustrate unclaimed portions of the privacy shield and form no part of the claimed design.

1 Claim, 7 Drawing Sheets



US D598,024 S

Page 2

U.S. PATENT DOCUMENTS

7,187,394 B2	3/2007	Chandane					
7,264,159 B2 *	9/2007	Nieuwborg et al.	235/383				
D559,204 S *	1/2008	Elkins et al.	D13/173				
D576,472 S *	9/2008	Gaiardo	D8/354				
				D581,934 S *	12/2008	Kruse et al. D14/454	
				D590,575 S *	4/2009	Bleck	D99/43
				7,513,420 B1 *	4/2009	Block et al.	235/379
				2006/0172266 A1	8/2006	Rogers et al.	

* cited by examiner

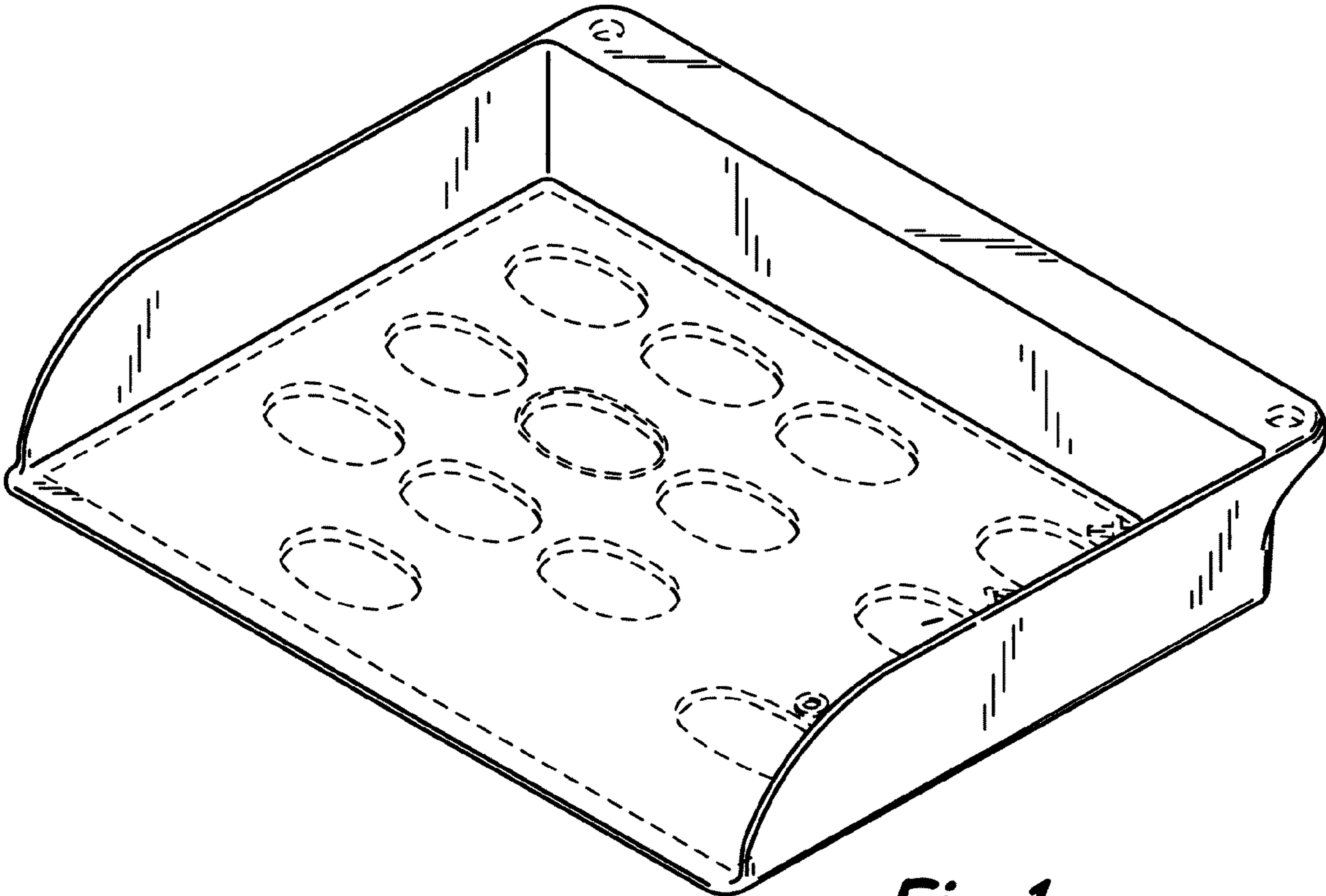


Fig. 1

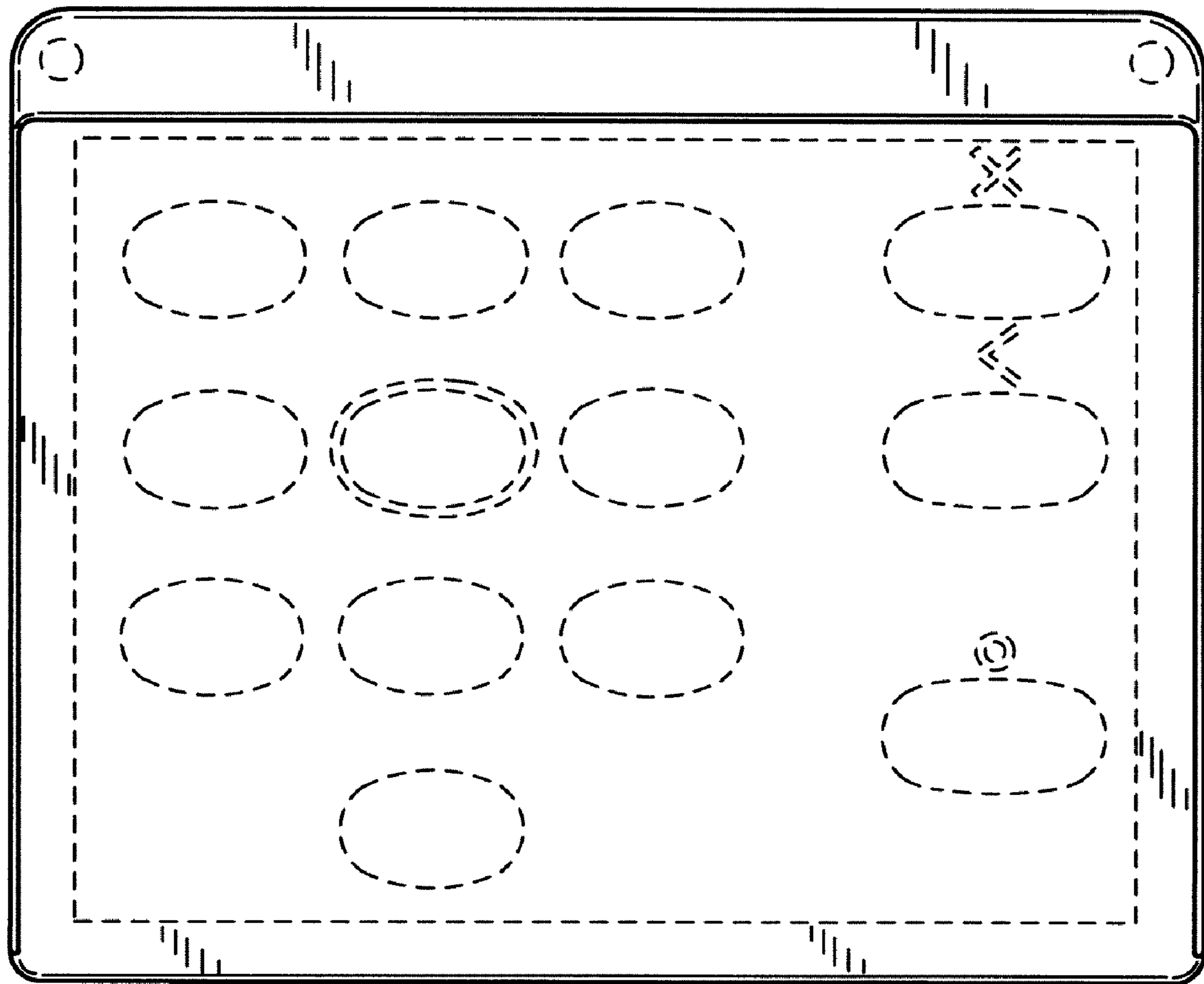


Fig. 2

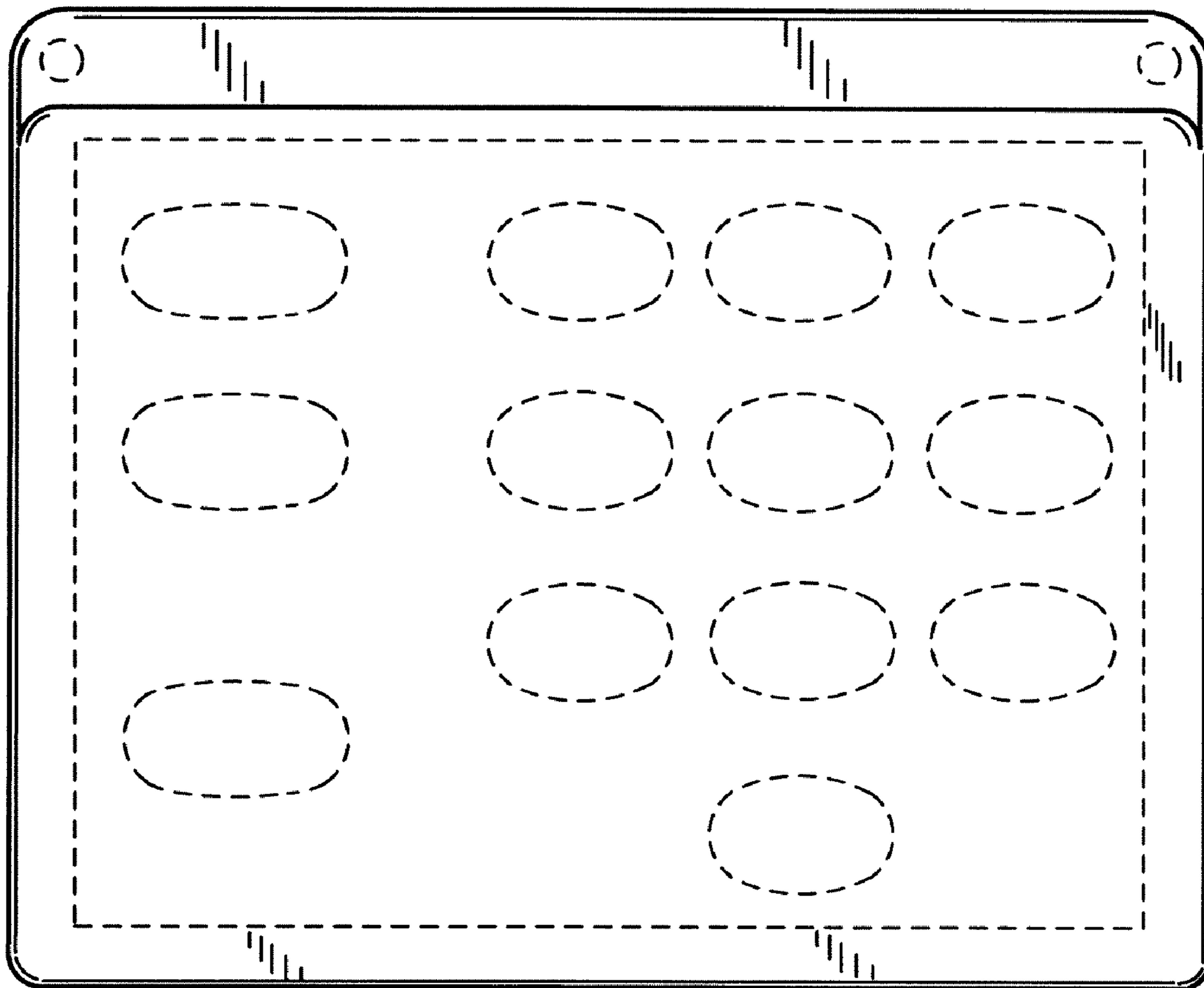


Fig. 3




Fig. 4




Fig. 5




Fig. 6




Fig. 7