



US00D598016S

(12) **United States Design Patent**  
**Han et al.**

(10) **Patent No.:** **US D598,016 S**  
(45) **Date of Patent:** **\*\* Aug. 11, 2009**

(54) **ELECTRONIC DIARY**

(75) Inventors: **Kyu Min Han**, Seoul (KR); **Eui Seok Kim**, Kyungki-do (KR)

(73) Assignee: **Samsung Electronics Co., Ltd**, Suwon (KR)

(\*\*) Term: **14 Years**

(21) Appl. No.: **29/329,035**

(22) Filed: **Dec. 8, 2008**

(51) **LOC (9) Cl.** ..... **14-02**

(52) **U.S. Cl.** ..... **D14/341**

(58) **Field of Classification Search** ..... D14/496,  
D14/401, 435, 474, 483, 217, 137, 138, 160,  
D14/168, 203.1–203.8, 341–347, 138 R,  
D14/138 C, 138 G, 454, 439, 455, 456, 192,  
D14/239, 247, 315, 327, 331, 336, 338, 339,  
D14/374, 393, 394, 399, 400, 429, 432, 125,  
D14/126, 129, 130, 314; D21/324, 329,  
D21/330, 331, 333; D18/7; D10/32; 455/556.1,  
455/556.2, 11.1, 773, 344–347, 93, 95; 379/433.01,  
379/433.07, 433.1, 433.11, 433.12, 433.13;  
345/169, 156, 173–179, 905; 348/14.02,  
348/790; 341/22; 361/680; 273/148 B;  
368/281; 715/727–729, 864; 370/342–344;  
369/1, 2, 6, 12; 463/43–47

See application file for complete search history.

(56) **References Cited**

**U.S. PATENT DOCUMENTS**

D270,061 S \* 8/1983 Ackeret ..... D6/308  
D333,574 S \* 3/1993 Ackeret ..... D6/300  
D361,552 S \* 8/1995 Iino ..... D14/341  
D520,515 S \* 5/2006 Sitoh ..... D14/203.7  
D528,561 S \* 9/2006 Ka-Wei et al. .... D14/203.3  
D532,791 S \* 11/2006 Kim ..... D14/203.7  
D539,815 S \* 4/2007 Lai et al. .... D14/203.7  
D546,313 S \* 7/2007 Lheem ..... D14/138 AD  
D556,211 S \* 11/2007 Howard et al. .... D14/496

D557,259 S \* 12/2007 Hirsch ..... D14/217  
D558,756 S \* 1/2008 Andre et al. .... D14/341  
D560,227 S \* 1/2008 Bennett et al. .... D14/496  
D560,231 S \* 1/2008 Lee ..... D14/496  
D560,686 S \* 1/2008 Kim ..... D14/496  
D561,782 S \* 2/2008 Kim ..... D14/496  
D563,432 S \* 3/2008 Kim ..... D14/496  
D565,596 S \* 4/2008 Kim ..... D14/496  
D567,819 S \* 4/2008 Devericks et al. .... D14/496  
D569,629 S \* 5/2008 Yu et al. .... D6/308  
D570,346 S \* 6/2008 Suk et al. .... D14/341  
D570,838 S \* 6/2008 Suk et al. .... D14/341  
D577,015 S \* 9/2008 Griffin et al. .... D14/341  
D580,431 S \* 11/2008 Morita ..... D14/341  
D581,385 S \* 11/2008 Park et al. .... D14/138 R  
D582,917 S \* 12/2008 Wada ..... D14/371  
D584,273 S \* 1/2009 Hong et al. .... D14/138 R  
D584,738 S \* 1/2009 Kim et al. .... D14/496  
D585,044 S \* 1/2009 Seo et al. .... D14/138 R  
2006/0284848 A1 \* 12/2006 Lin ..... 345/169  
2009/0040703 A1 \* 2/2009 Gotham et al. .... 361/681

\* cited by examiner

*Primary Examiner*—Cathron C Brooks

*Assistant Examiner*—Barbara Fox

(74) *Attorney, Agent, or Firm*—Ladas & Parry LLP

(57) **CLAIM**

We claim the ornamental design for electronic diary, as shown.

**DESCRIPTION**

FIG. 1 is a front/right-side/top perspective view of an electronic diary showing our new design;

FIG. 2 is a front-side elevational view thereof;

FIG. 3 is a rear-side elevational view thereof;

FIG. 4 is a left-side elevational view thereof;

FIG. 5 is a right-side elevational view thereof;

FIG. 6 is a top-side elevational view thereof; and,

FIG. 7 is a bottom-side elevational view thereof.

**1 Claim, 6 Drawing Sheets**


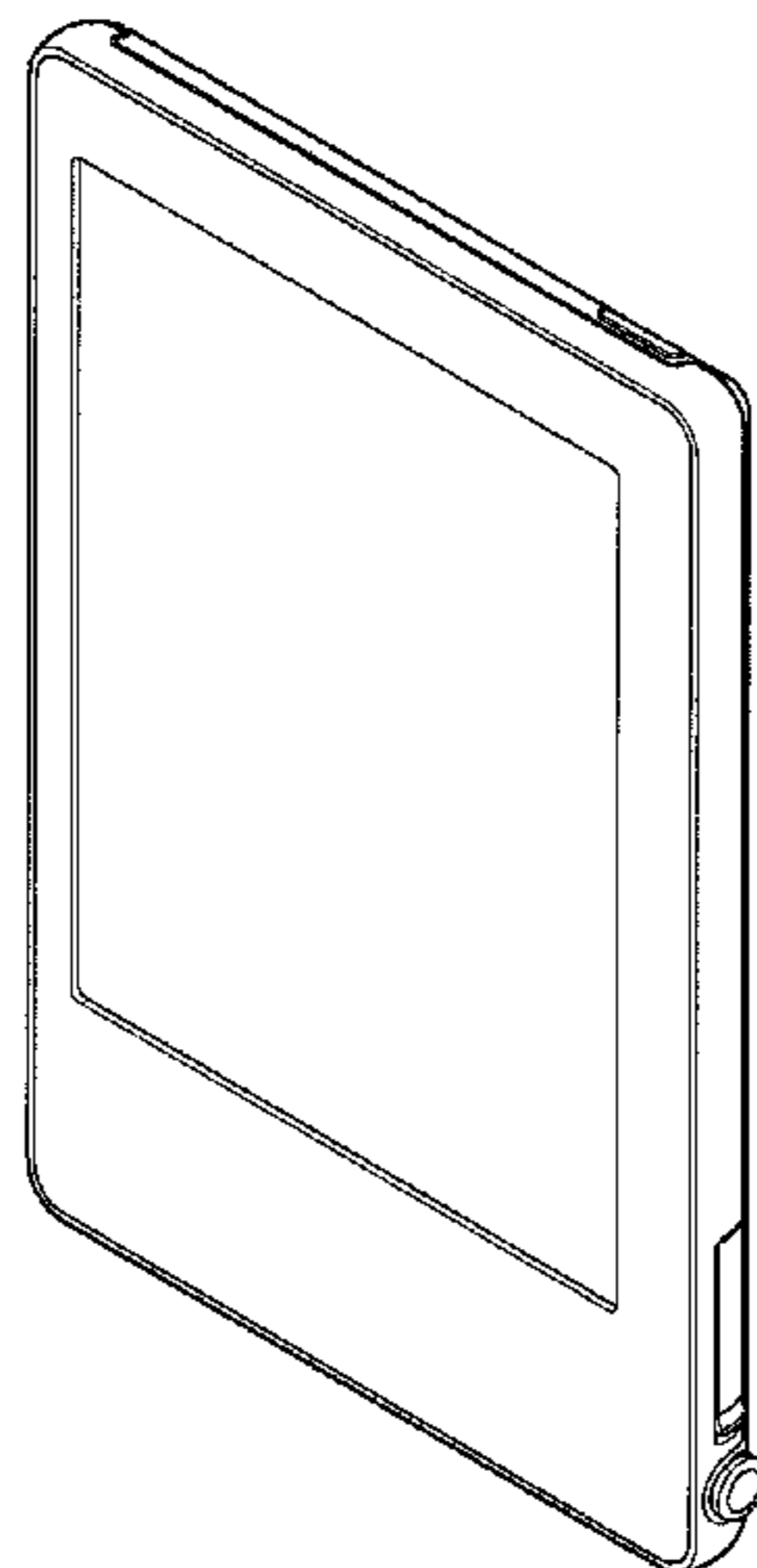


FIG. 1

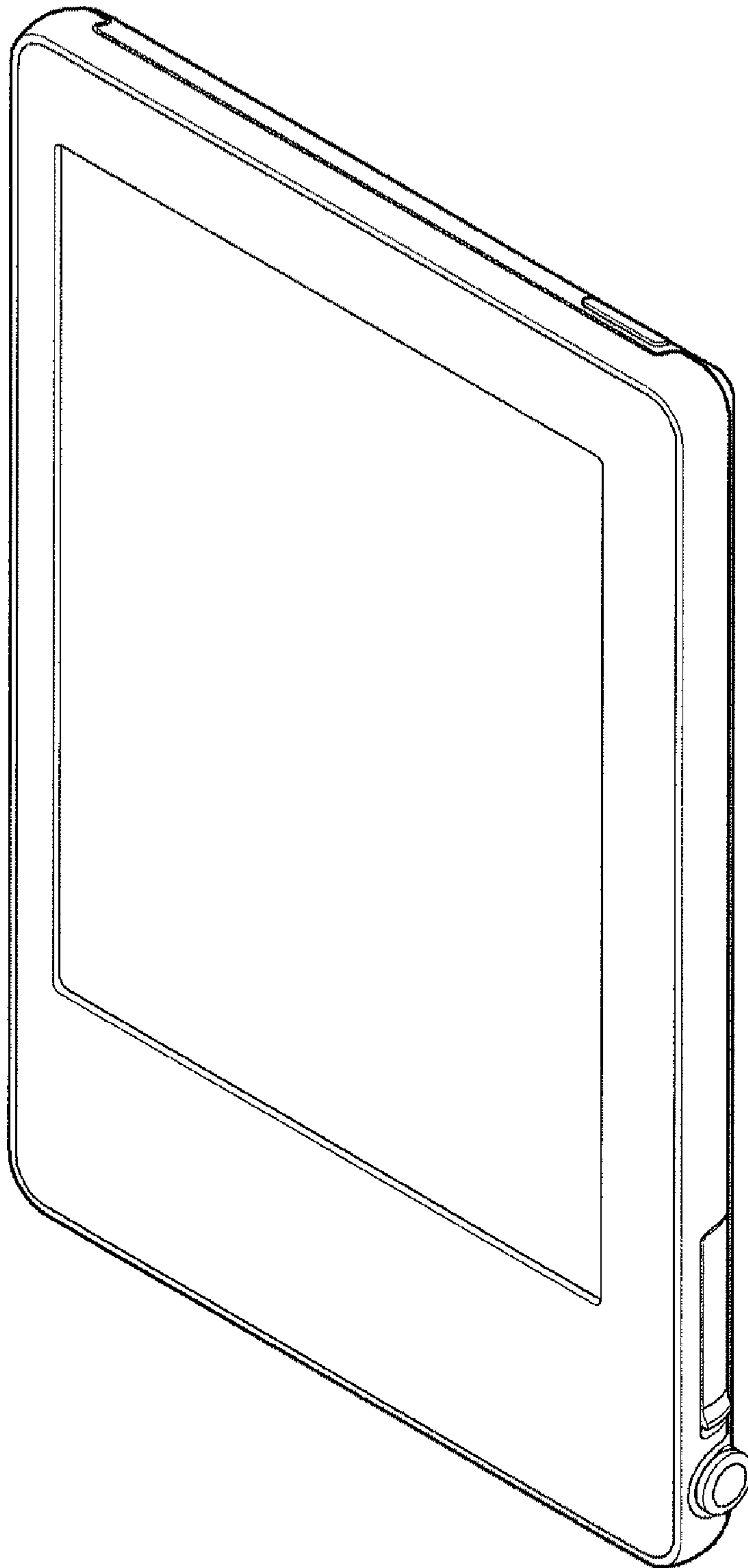


FIG. 2



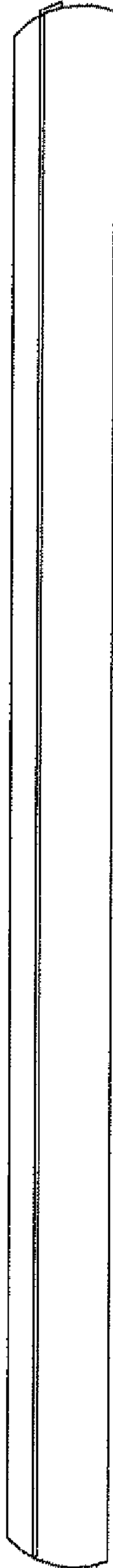



FIG. 3



**FIG. 4**



**FIG. 5**



**FIG. 6**



**FIG. 7**

