



US00D598012S

(12) **United States Design Patent**  
**Kokkonen et al.**

(10) **Patent No.:** **US D598,012 S**

(45) **Date of Patent:** **\*\* Aug. 11, 2009**

(54) **HOUSING FOR ELECTRONIC COMMUNICATION DEVICES**

D571,788 S \* 6/2008 King et al. .... D14/217  
D581,428 S \* 11/2008 Huang ..... D14/356

(75) Inventors: **Matti Leo Kokkonen**, Jyväskylä (FI);  
**Mikko Ryytty**, Jyväskylä (FI)

\* cited by examiner

(73) Assignee: **Emfit Oy**, Vaajakoski (FI)

*Primary Examiner*—Charles A Rademaker

*Assistant Examiner*—Charles D Hanson

(\*\*) Term: **14 Years**

(74) *Attorney, Agent, or Firm*—Fildes & Outland, P.C.

(21) Appl. No.: **29/301,595**

(57) **CLAIM**

(22) Filed: **Mar. 7, 2008**

The ornamental design for a housing for electronic communication devices, as shown and described.

(51) **LOC (9) Cl.** ..... **14-02**

(52) **U.S. Cl.** ..... **D14/240**

(58) **Field of Classification Search** ..... D14/356,  
D14/358, 233, 240, 242, 300, 348, 388, 433,  
D14/155; D13/184, 137.2, 107, 108, 144;  
360/69; 379/220.1, 220.14, 25, 93.09, 93.15,  
379/156, 900, 338, 329; 381/124; 607/36;  
307/10.1; 439/668

See application file for complete search history.

**DESCRIPTION**

FIG. 1 is a top perspective view of a housing for electronic communication devices embodying our new design;

FIG. 2 is a rear elevation view thereof;

FIG. 3 is a top plan view thereof;

FIG. 4 is a front elevation view thereof;

FIG. 5 is a bottom plan view thereof; and,


FIG. 6 is a side elevation view thereof, the other side being a mirror image thereof.

(56) **References Cited**

**U.S. PATENT DOCUMENTS**

D366,046 S \* 1/1996 Oba et al. .... D14/230

**1 Claim, 6 Drawing Sheets**



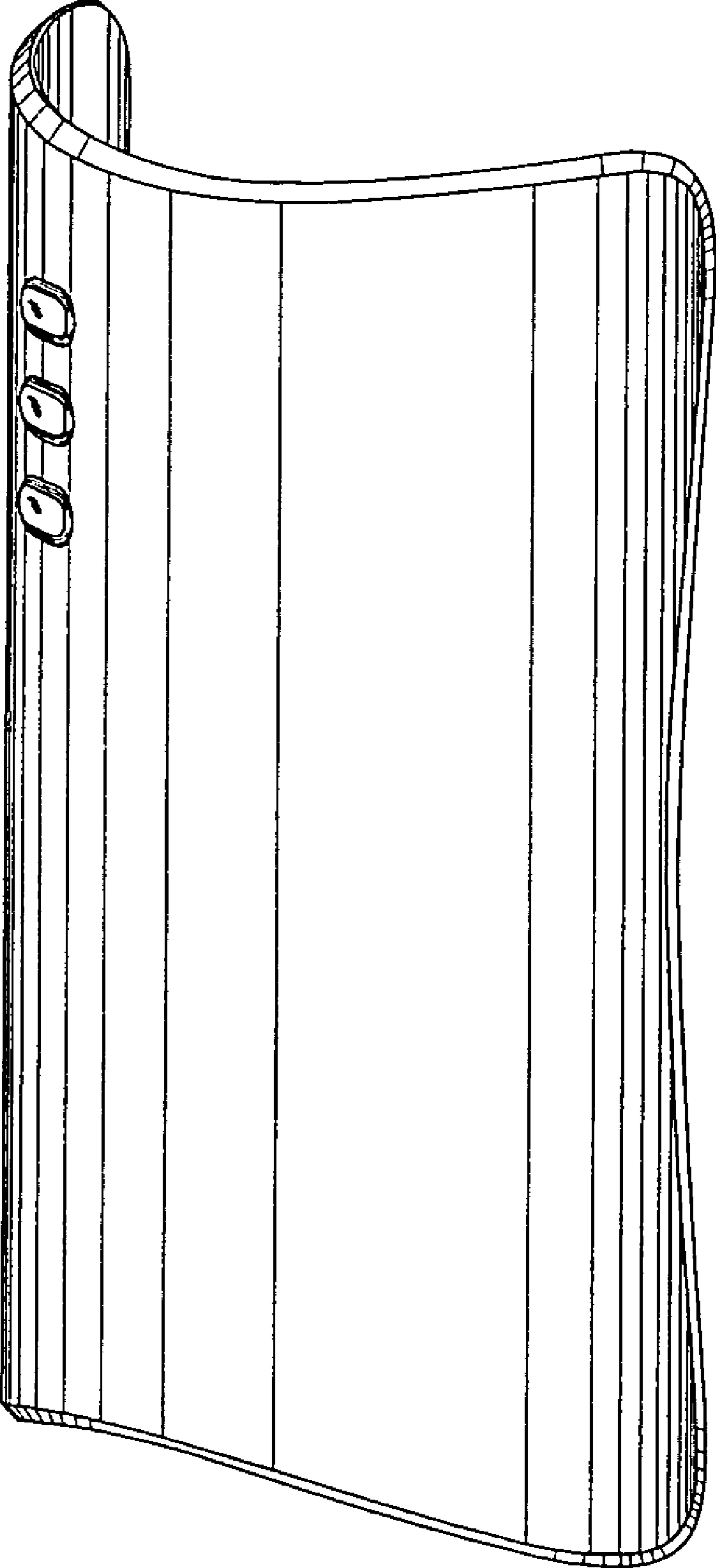


FIG. 1

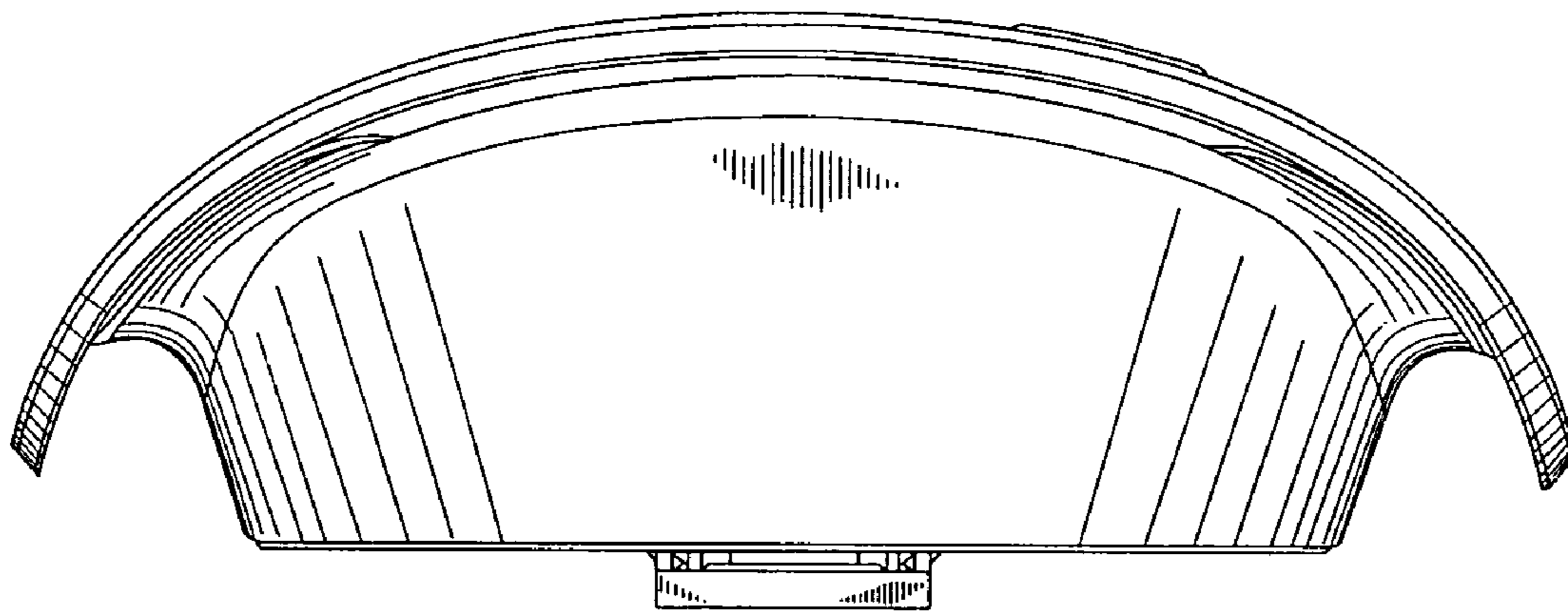


FIG. 2




FIG. 3

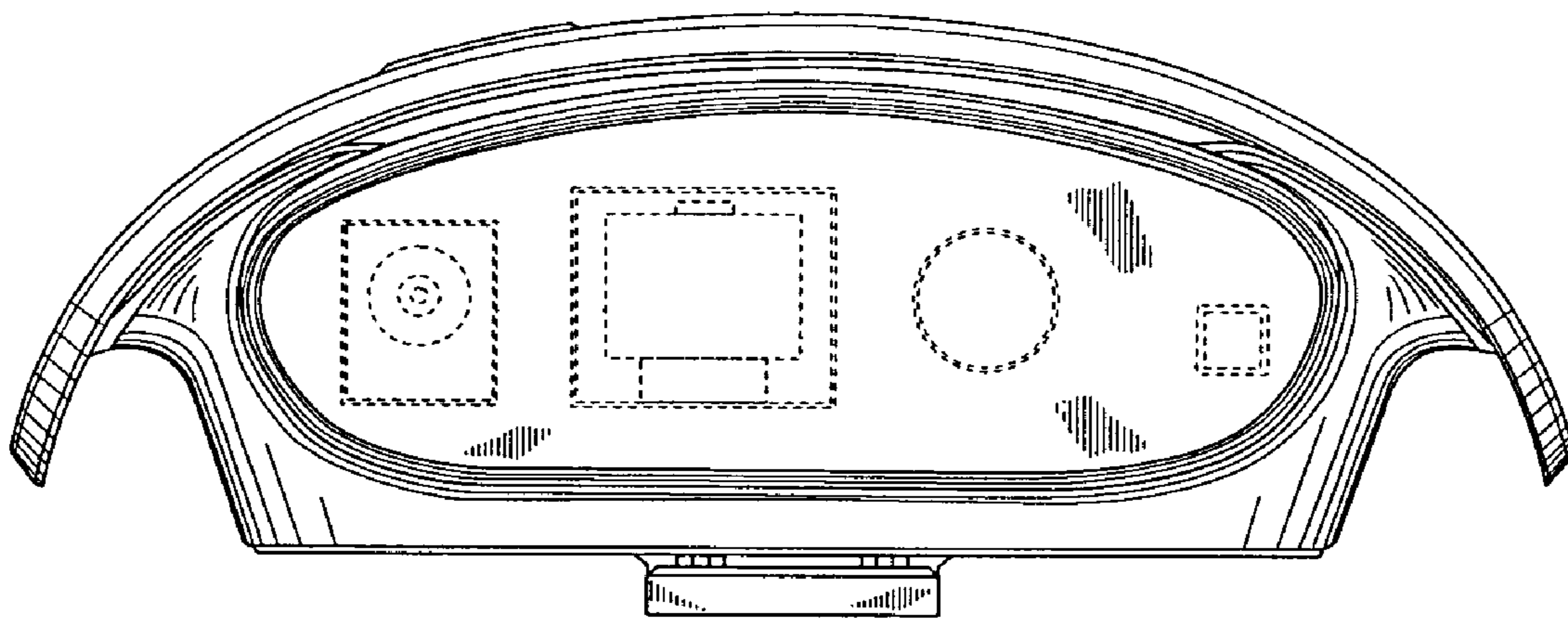


FIG. 4

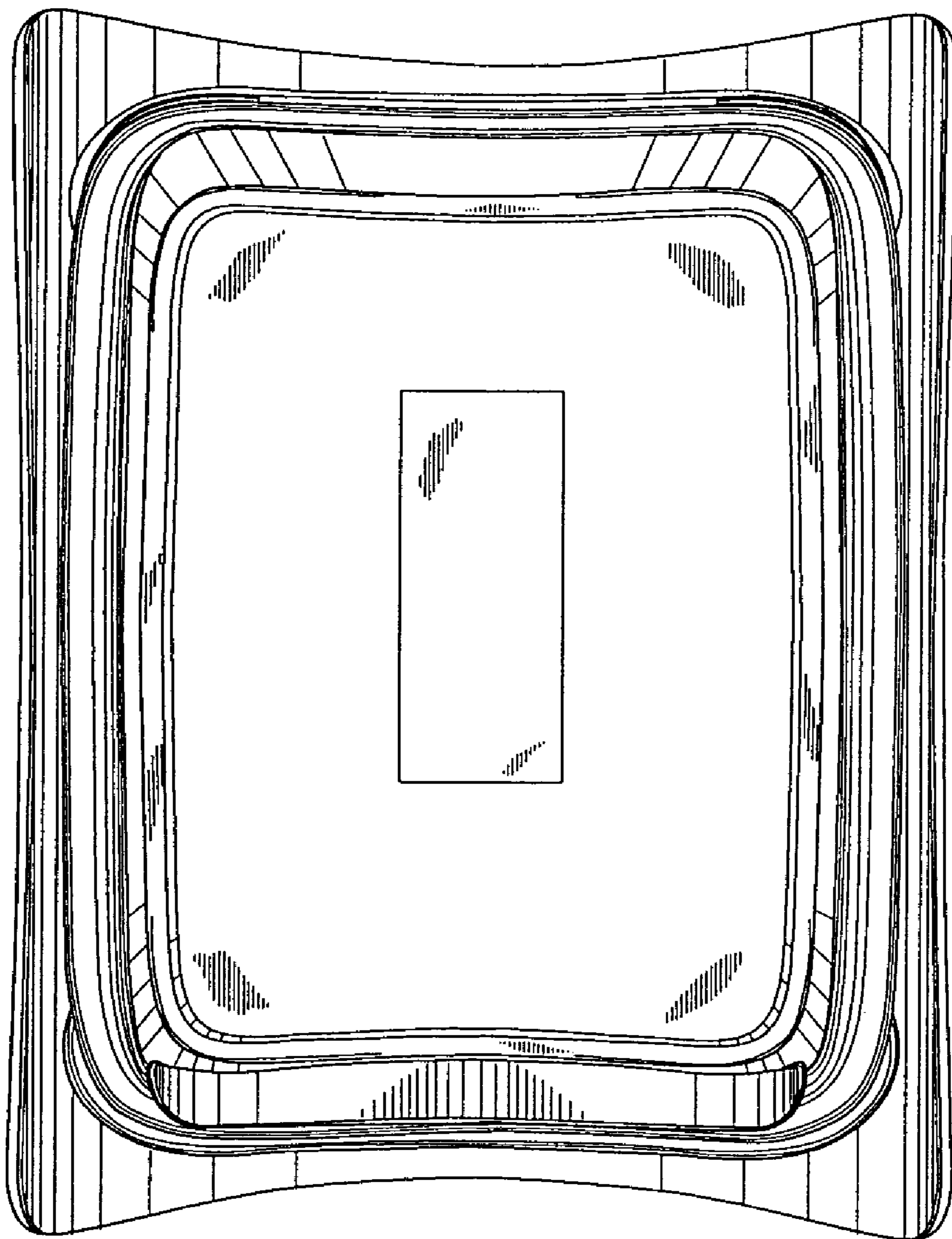


FIG. 5

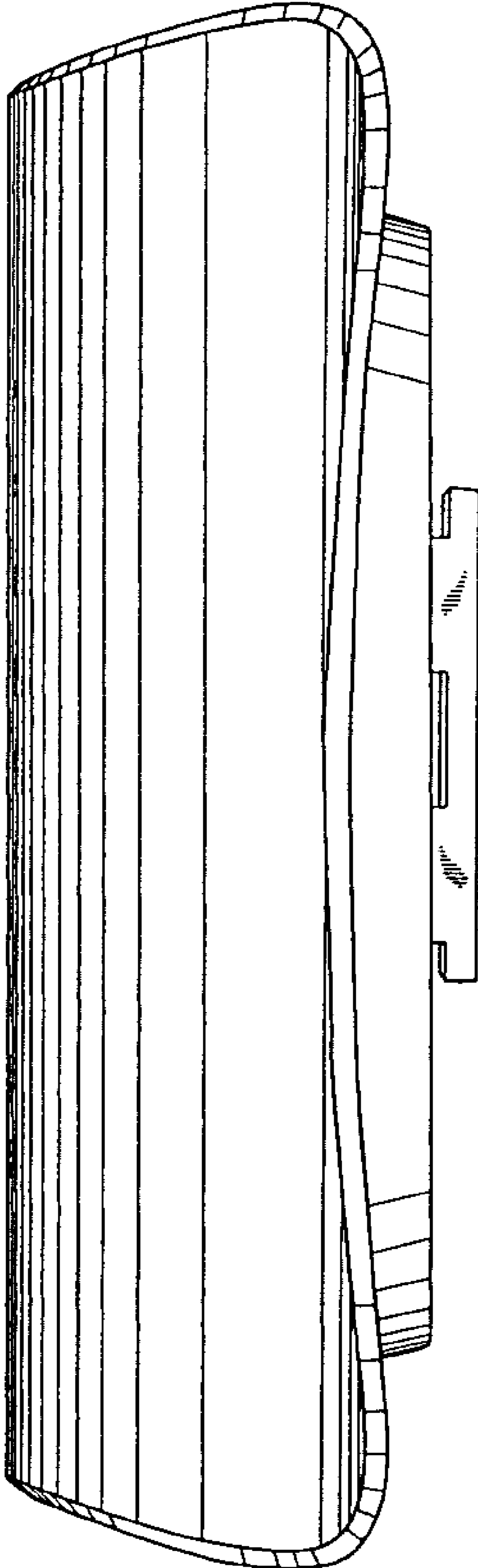


FIG. 6