



US00D598011S

(12) **United States Design Patent**
Thusbass

(10) **Patent No.:** **US D598,011 S**

(45) **Date of Patent:** **** Aug. 11, 2009**

(54) **MICROPHONE**

(75) Inventor: **Alexander Thusbass, Salzburg (AT)**

(73) Assignee: **AKG Acoustics GmbH, Vienna (AT)**

(**) Term: **14 Years**

(21) Appl. No.: **29/320,282**

(22) Filed: **Jun. 24, 2008**

(30) **Foreign Application Priority Data**

Feb. 6, 2008 (EM) 000873716

(51) **LOC (9) Cl.** **14-01**

(52) **U.S. Cl.** **D14/225**

(58) **Field of Classification Search** D14/224,
D14/225, 226, 227, 228, 229; 181/158, 242;
455/95, 128; D17/10, 99; D21/513; 446/416;
381/157, 158, 181, 355-360, 361, 369
See application file for complete search history.

(56) **References Cited**

U.S. PATENT DOCUMENTS

3,718,862 A * 2/1973 Norris 455/95
4,065,648 A * 12/1977 Cvetko et al. 381/359
D247,707 S * 4/1978 Armstrong D14/228
4,344,184 A * 8/1982 Edwards 455/95
4,694,499 A * 9/1987 Bartlett 381/357
4,910,795 A * 3/1990 McCowen et al. 455/95
D310,368 S * 9/1990 Derhaag et al. D14/228

5,144,677 A * 9/1992 Asakura et al. 381/359
5,444,790 A * 8/1995 Kogen 381/359
5,706,359 A * 1/1998 Chang 381/361
5,742,697 A * 4/1998 Ching-Chung 381/361
6,424,724 B1 * 7/2002 Ming-Cheng 381/361
D530,705 S * 10/2006 Shen D14/225

* cited by examiner

Primary Examiner—Paula Greene

(74) *Attorney, Agent, or Firm*—Plumsea Law Group, LLC

(57) **CLAIM**

The ornamental design for a microphone, as shown and described.

DESCRIPTION

FIG. 1 is a perspective view of a microphone showing my new design;

FIG. 2 is a front elevational view thereof;

FIG. 3 is a rear elevational view thereof;

FIG. 4 is a side elevational view of one side thereof;

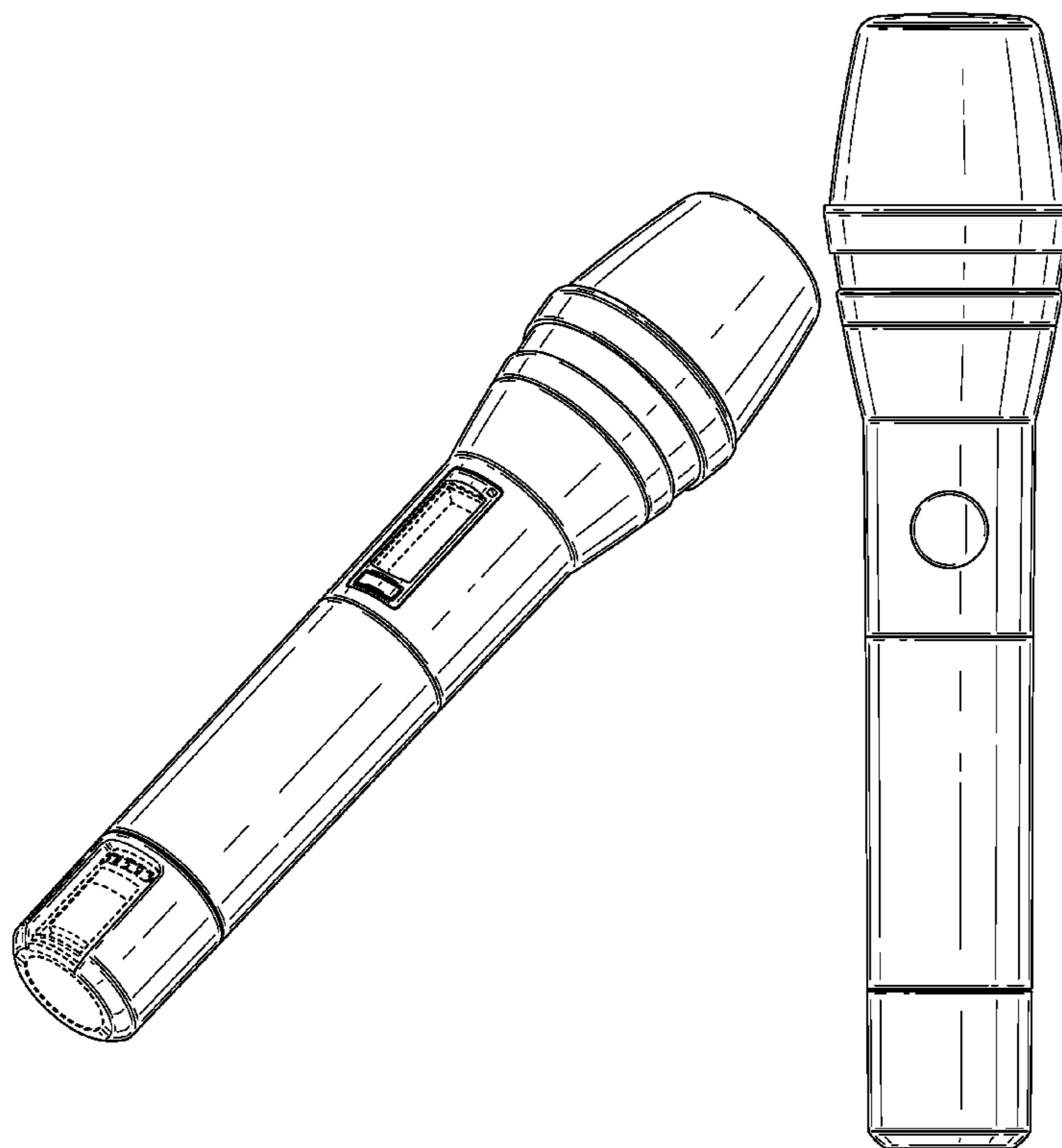
FIG. 5 is a side elevational view of the opposite side thereof;

FIG. 6 is a top plan view thereof; and,

FIG. 7 is a bottom plan view thereof.

The broken line showings of the rectangles and portions thereof; the rectangles, circles and arcs on the bottom surfaces depict environmental subject matter and form no part of the claimed design.

1 Claim, 4 Drawing Sheets



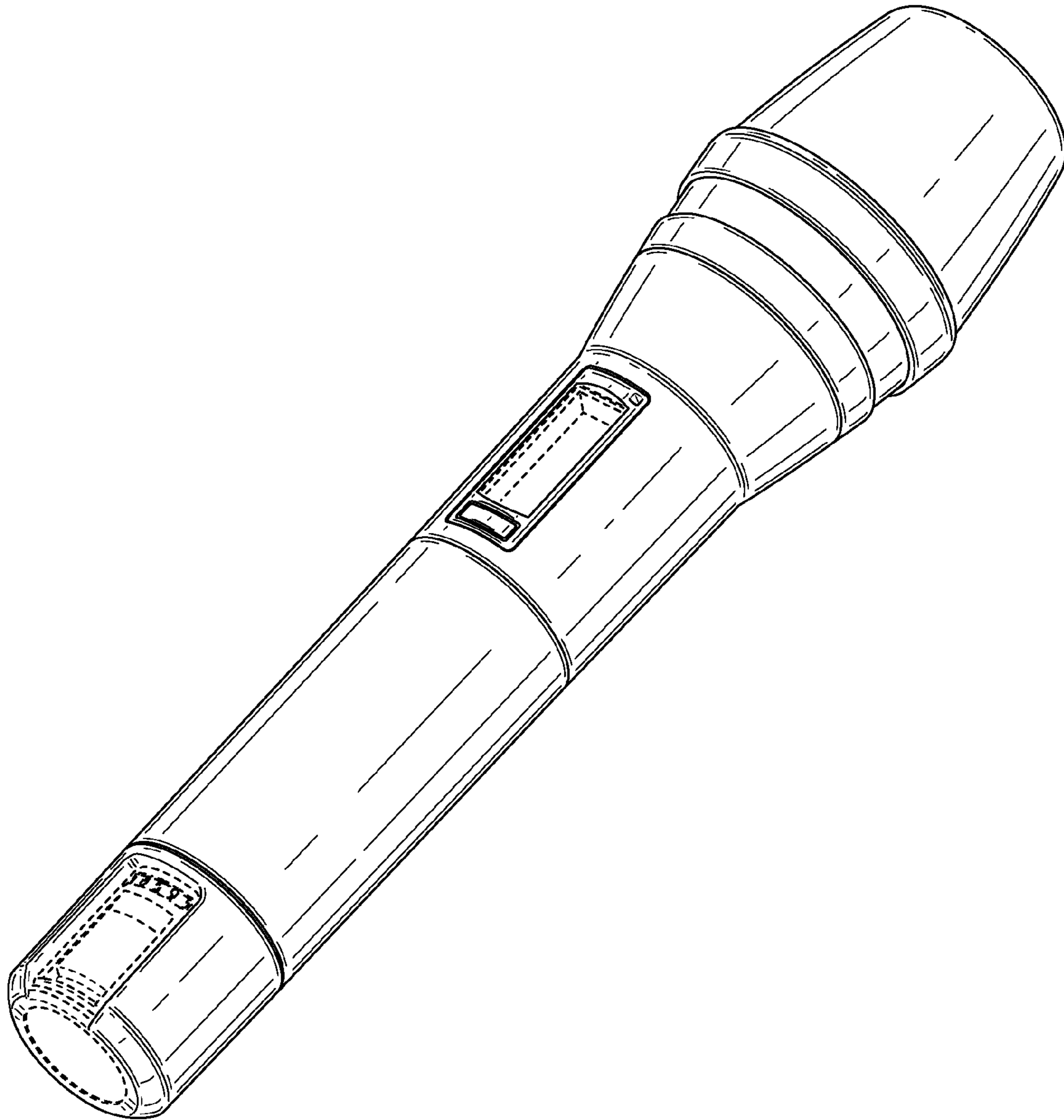


FIG. 1

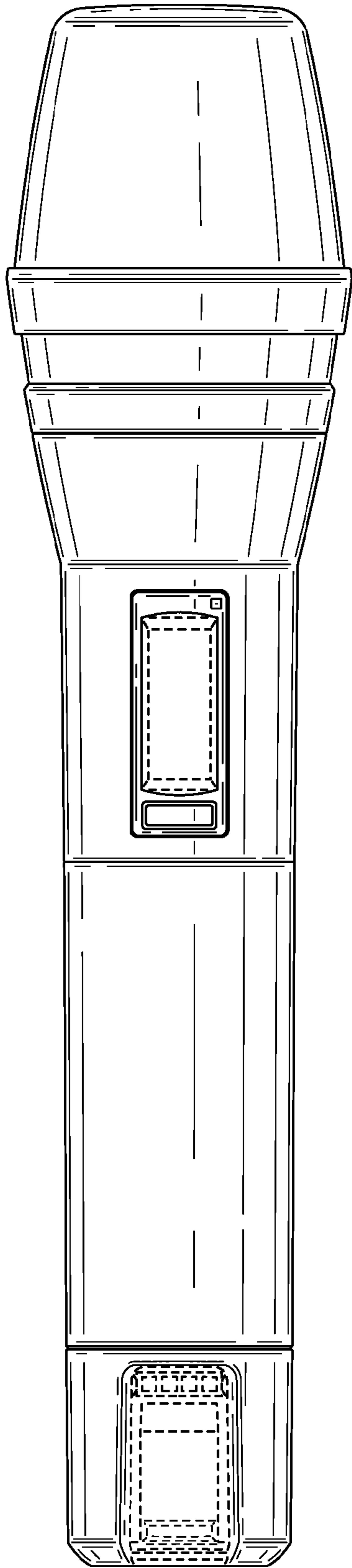


FIG. 2




FIG. 3

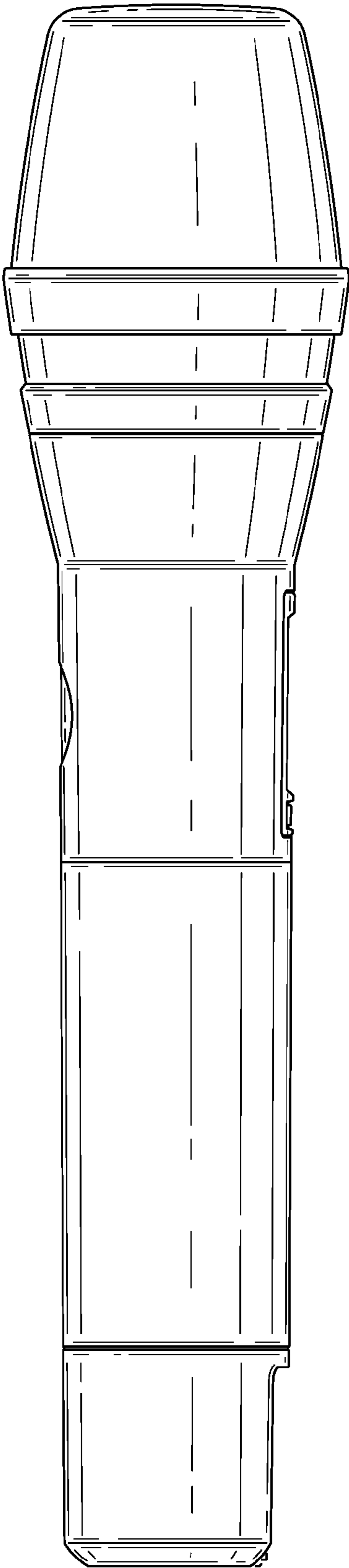


FIG. 4

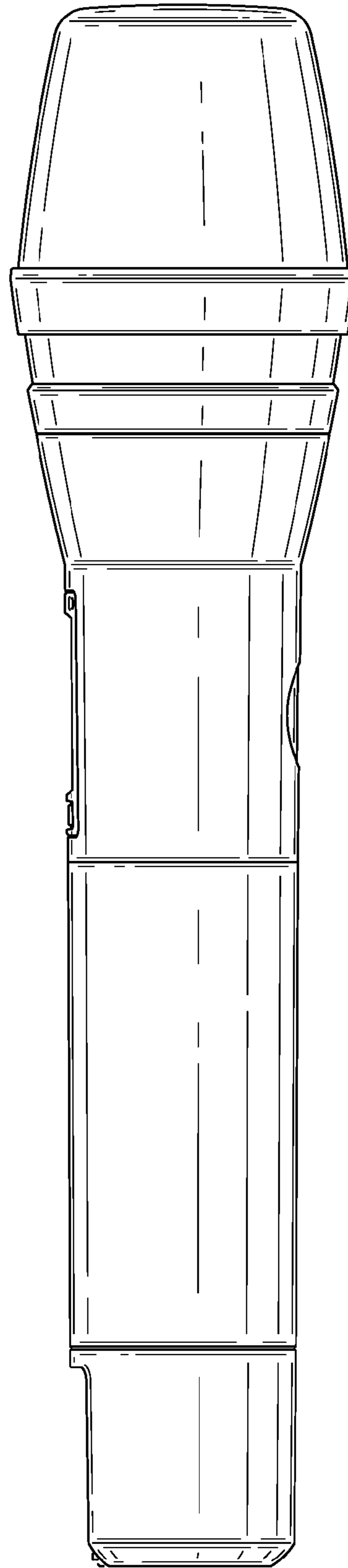


FIG. 5

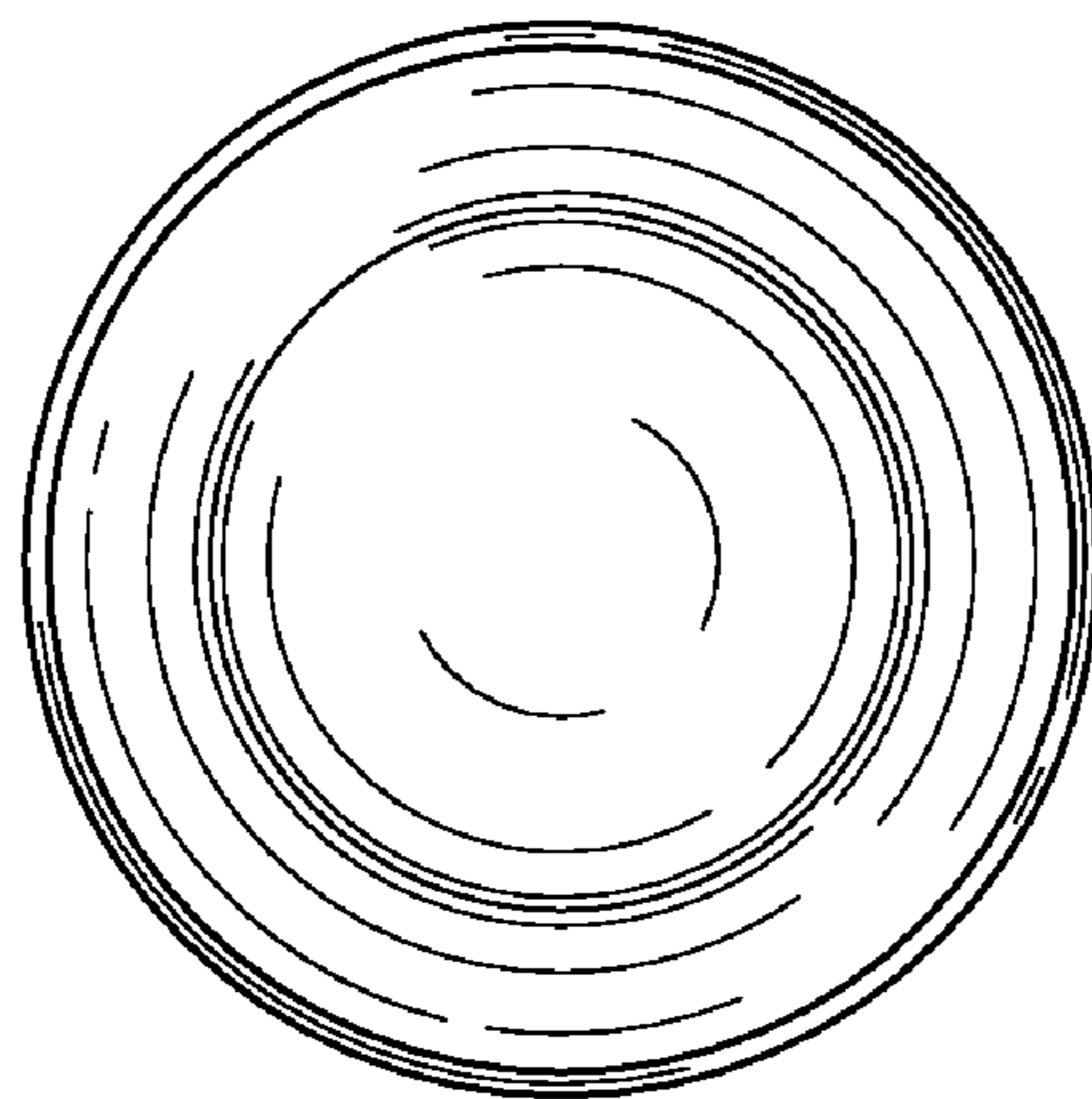


FIG. 6

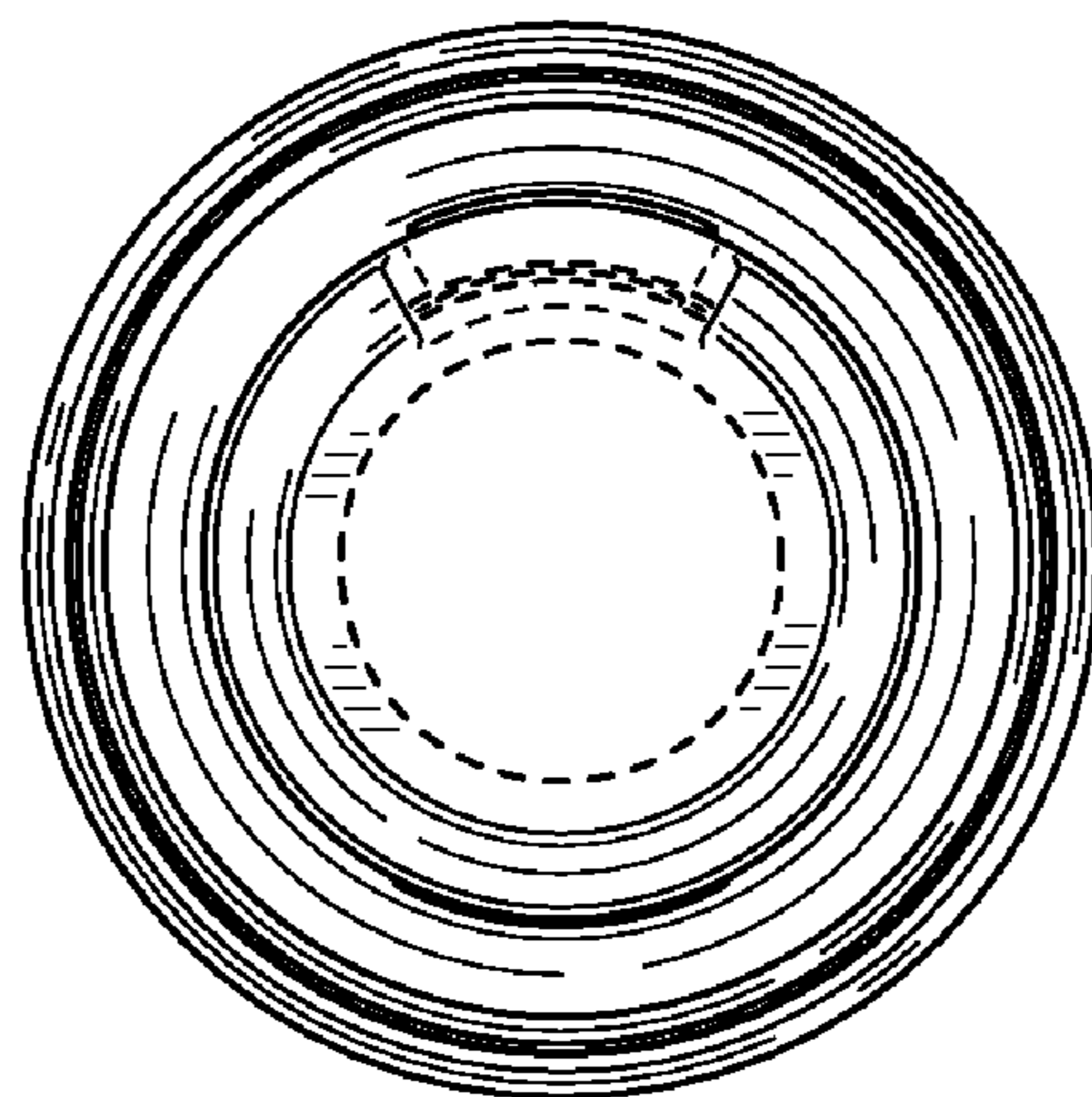


FIG. 7