



US00D597966S

(12) **United States Design Patent**
Shih

(10) **Patent No.:** **US D597,966 S**

(45) **Date of Patent:** **** Aug. 11, 2009**

(54) **MEMORY HEAT SINK**

(75) Inventor: **Po-Wen Shih**, Taipei (TW)

(73) Assignee: **ASUSTeK Computer Inc.**, Taipei (TW)

(**) Term: **14 Years**

(21) Appl. No.: **29/325,985**

(22) Filed: **Oct. 9, 2008**

(51) **LOC (9) Cl.** **13-03**

(52) **U.S. Cl.** **D13/179**

(58) **Field of Classification Search** D13/179;
165/80.3, 104.33, 151, 122, 185; 257/706,
257/707, 718-722; 361/687, 695, 697, 700,
361/702, 704, 709, 710, 711, 719

See application file for complete search history.

(56) **References Cited**

U.S. PATENT DOCUMENTS

7,151,668	B1 *	12/2006	Stathakis	361/700
7,221,569	B2 *	5/2007	Tsai	361/704
7,365,985	B1 *	4/2008	Ni	361/715
7,375,964	B2 *	5/2008	Lai et al.	361/704
7,391,613	B2 *	6/2008	Lai et al.	361/700
7,532,477	B2 *	5/2009	Hsu	361/704

2003/0026076	A1 *	2/2003	Wei	361/704
2007/0165382	A1 *	7/2007	Yu et al.	361/704
2009/0122481	A1 *	5/2009	Chang et al.	361/679.54

* cited by examiner

Primary Examiner—Selina Sikder

(74) *Attorney, Agent, or Firm*—Muncy, Geissler, Olds & Lowe, PLLC

(57) **CLAIM**

The ornamental design for memory heat sink, as shown and described.

DESCRIPTION

FIG. 1 is a perspective view of memory heat sink showing my new design;

FIG. 2 is a front view thereof;

FIG. 3 is a rear view thereof;

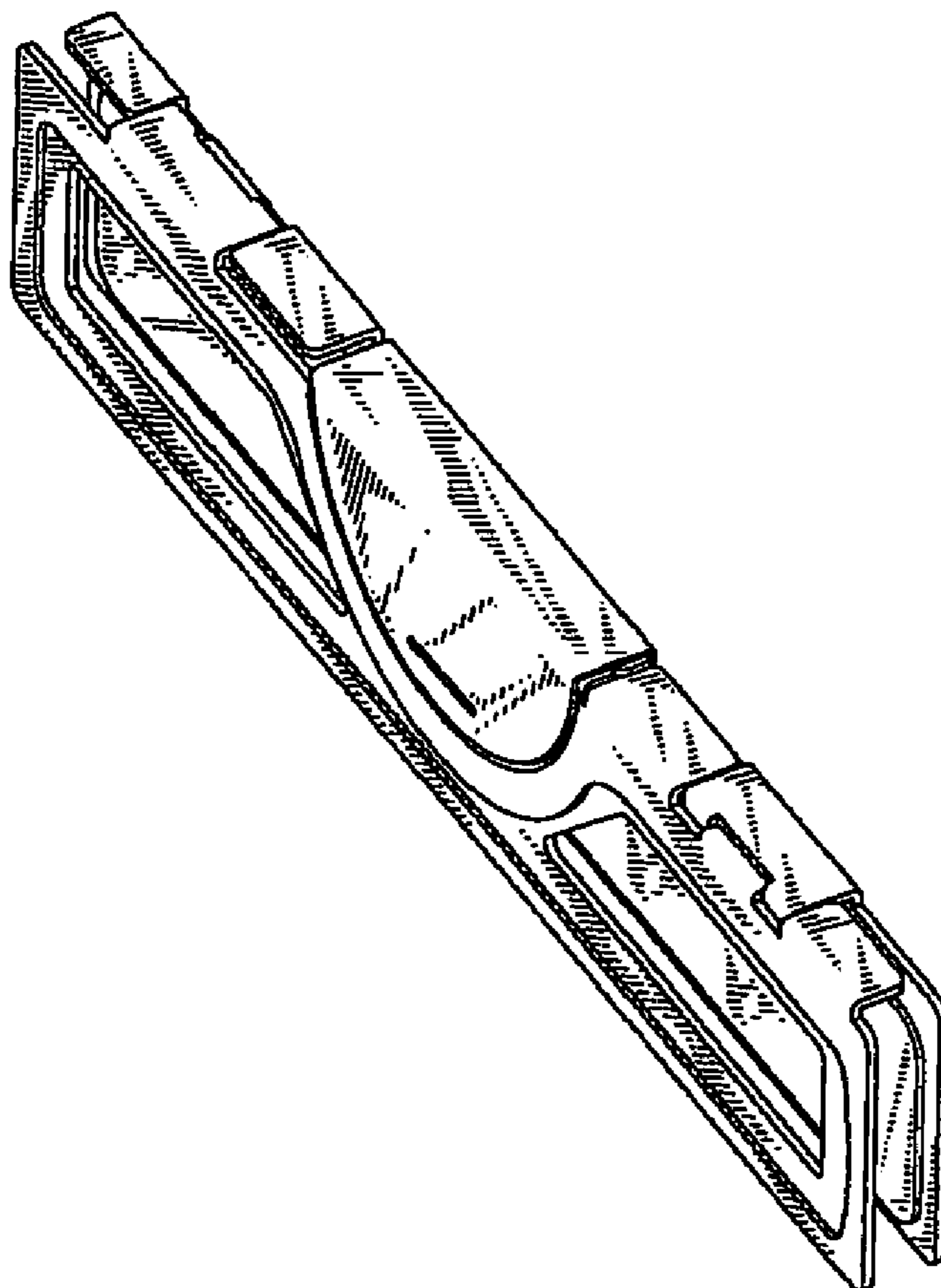
FIG. 4 is a left side view thereof;

FIG. 5 is a right side view thereof;

FIG. 6 is a top view thereof; and,

FIG. 7 is a bottom view thereof.

1 Claim, 4 Drawing Sheets



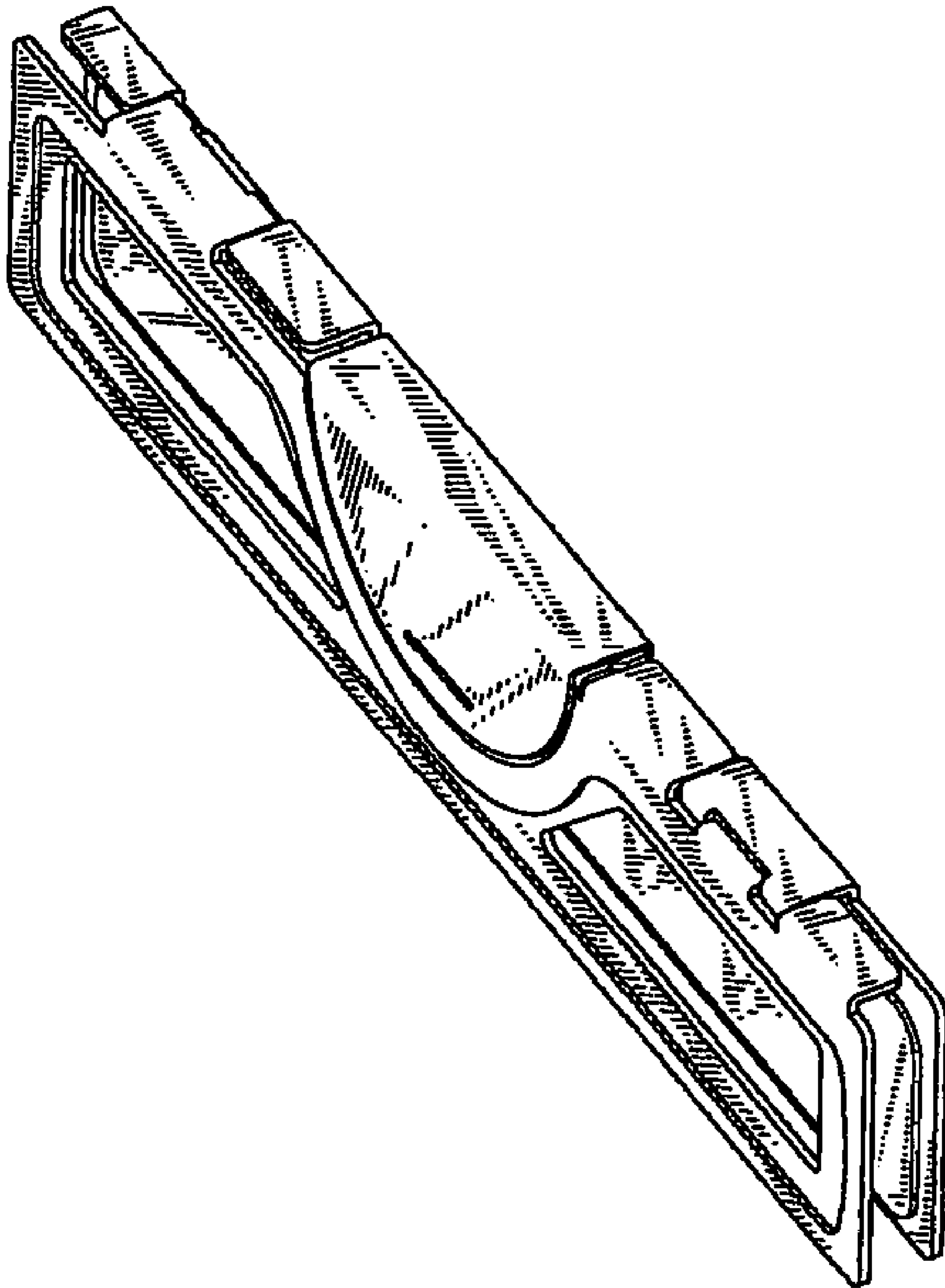


FIG. 1

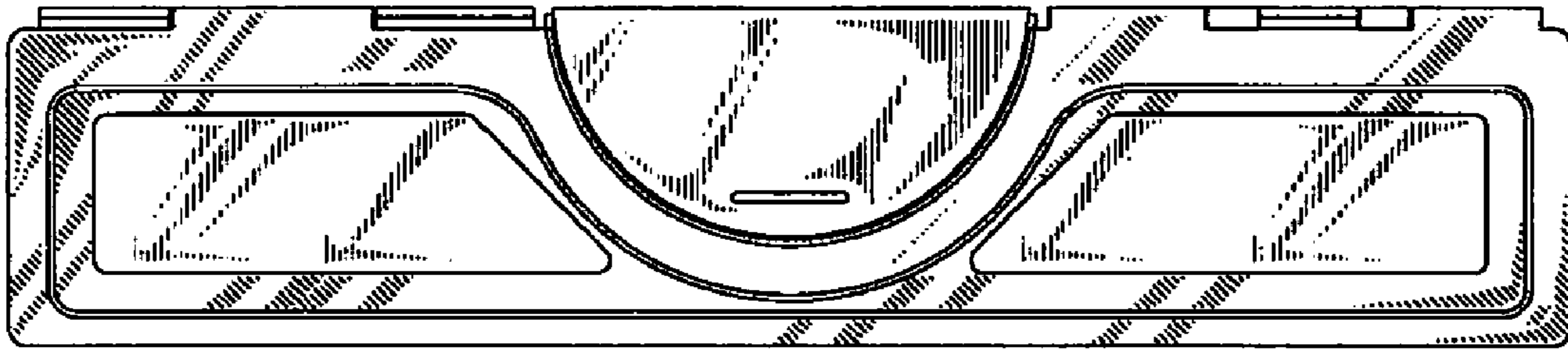


FIG. 2

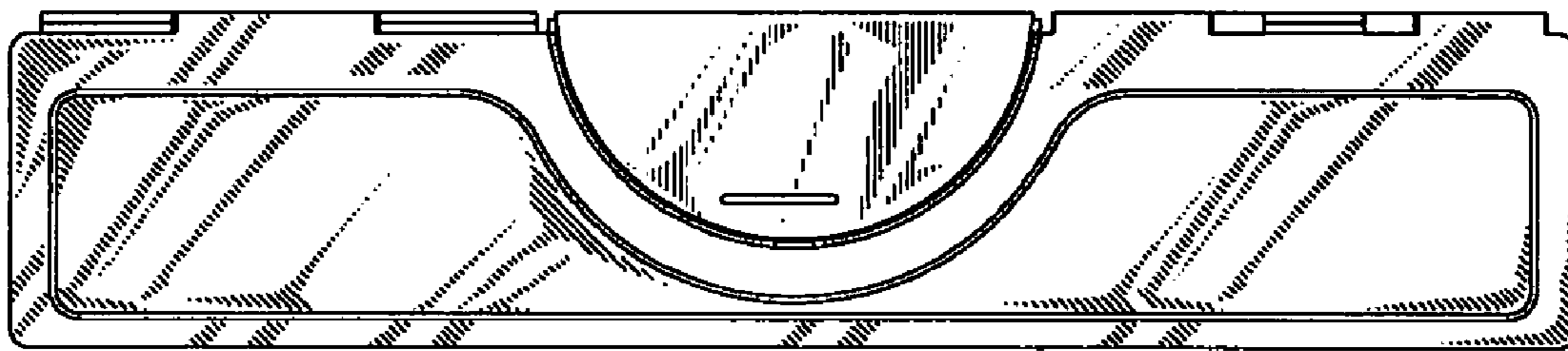


FIG. 3



FIG. 4



FIG. 5

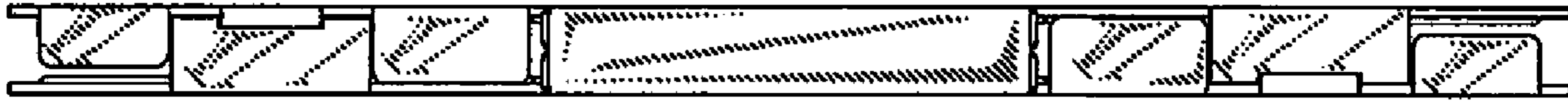


FIG. 6




FIG. 7