



US00D597920S

(12) **United States Design Patent**  
**Idei**

(10) **Patent No.:** **US D597,920 S**

(45) **Date of Patent:** **\*\* Aug. 11, 2009**

(54) **MOTORCYCLE WHEEL**

(75) Inventor: **Shoji Idei**, Kakogawa (JP)

(73) Assignee: **Kawazaki Jukogyo Kabushiki Kaisha**,  
Hyogo (JP)

(\*\*) Term: **14 Years**

(21) Appl. No.: **29/332,820**

(22) Filed: **Feb. 26, 2009**

(51) **LOC (9) Cl.** ..... **12-16**

(52) **U.S. Cl.** ..... **D12/211**

(58) **Field of Classification Search** ..... D12/204-213;  
301/37.101, 64.101, 65, 64.201

See application file for complete search history.

(56) **References Cited**

U.S. PATENT DOCUMENTS

|           |   |   |         |                |       |            |
|-----------|---|---|---------|----------------|-------|------------|
| 2,104,112 | A | * | 1/1938  | Barratt        | ..... | 301/64.201 |
| D232,717  | S | * | 9/1974  | Morris         | ..... | D12/205    |
| D243,169  | S | * | 1/1977  | Suzuki et al.  | ..... | D12/205    |
| D248,390  | S | * | 7/1978  | Lester         | ..... | D12/205    |
| D339,561  | S | * | 9/1993  | Maiworm et al. | ..... | D12/211    |
| D412,691  | S | * | 8/1999  | Sands          | ..... | D12/205    |
| D450,649  | S | * | 11/2001 | Penzes         | ..... | D12/211    |
| D457,118  | S | * | 5/2002  | Bhambra        | ..... | D12/211    |
| D473,836  | S | * | 4/2003  | Laengerer      | ..... | D12/211    |
| D479,178  | S | * | 9/2003  | Lai            | ..... | D12/211    |
| D499,686  | S | * | 12/2004 | Song           | ..... | D12/211    |

|          |   |   |         |              |       |         |
|----------|---|---|---------|--------------|-------|---------|
| D504,101 | S | * | 4/2005  | Pfeiffer     | ..... | D12/211 |
| D516,489 | S | * | 3/2006  | Alonso       | ..... | D12/211 |
| D520,435 | S | * | 5/2006  | Kulla et al. | ..... | D12/211 |
| D520,931 | S | * | 5/2006  | Hieke        | ..... | D12/211 |
| D530,256 | S | * | 10/2006 | Pfeiffer     | ..... | D12/211 |
| D541,724 | S | * | 5/2007  | Gallert      | ..... | D12/211 |
| D543,923 | S | * | 6/2007  | Hieke        | ..... | D12/211 |

\* cited by examiner

*Primary Examiner*—Cathron C Brooks  
*Assistant Examiner*—Austin Murphy

(57) **CLAIM**

The ornamental design for a motorcycle wheel, as shown and described.

**DESCRIPTION**

FIG. 1 is a front elevational view of a motorcycle wheel showing my new design;

FIG. 2 is a rear elevational view thereof;

FIG. 3 is a left side elevational view thereof, the right side view being a mirror image of FIG. 3;

FIG. 4 is a top plan view thereof;

FIG. 5 is a bottom plan view thereof; and,

FIG. 6 is a perspective view thereof.

The broken lines show portions of the motorcycle wheel that form no part of the claimed design.

**1 Claim, 6 Drawing Sheets**

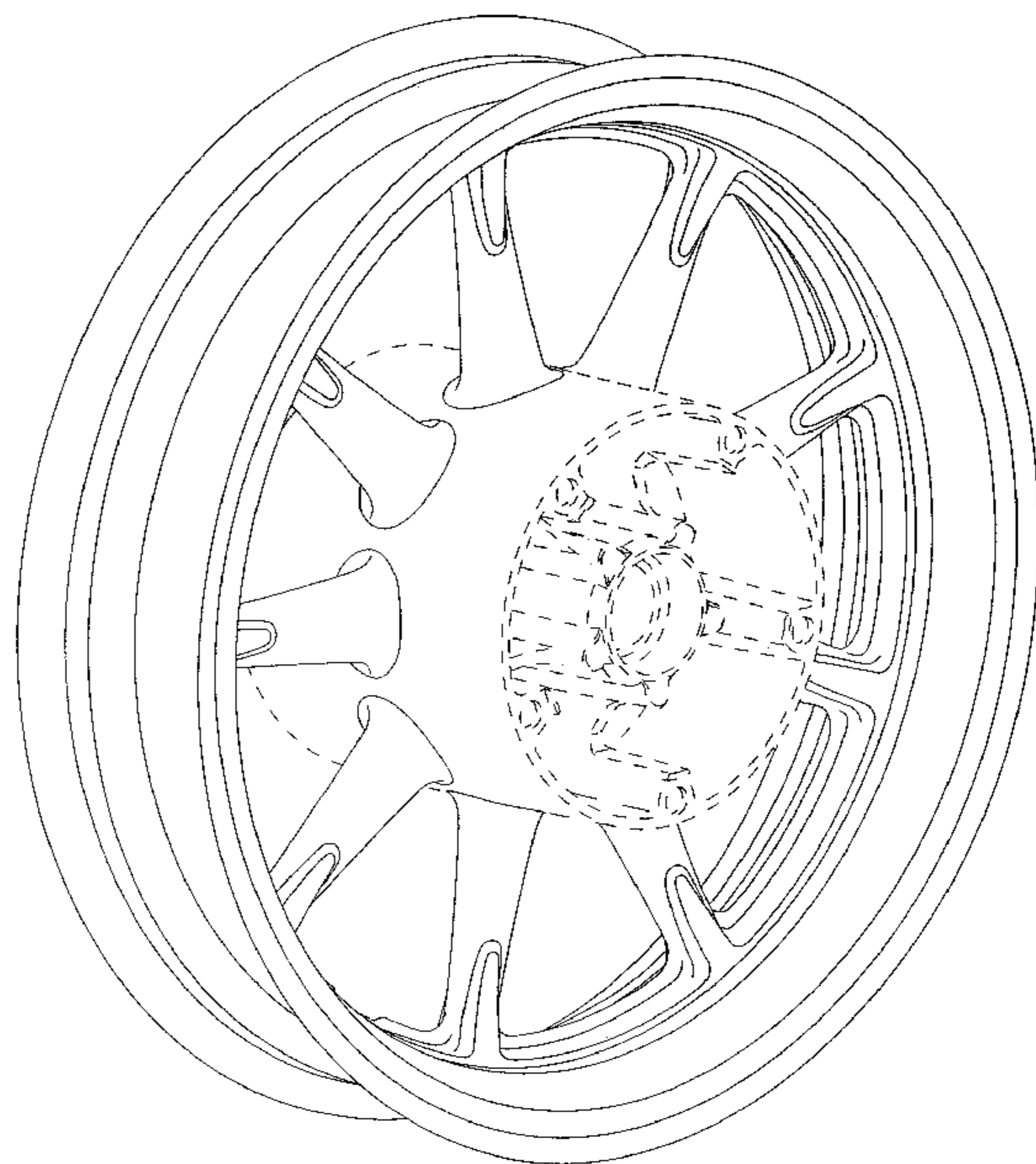
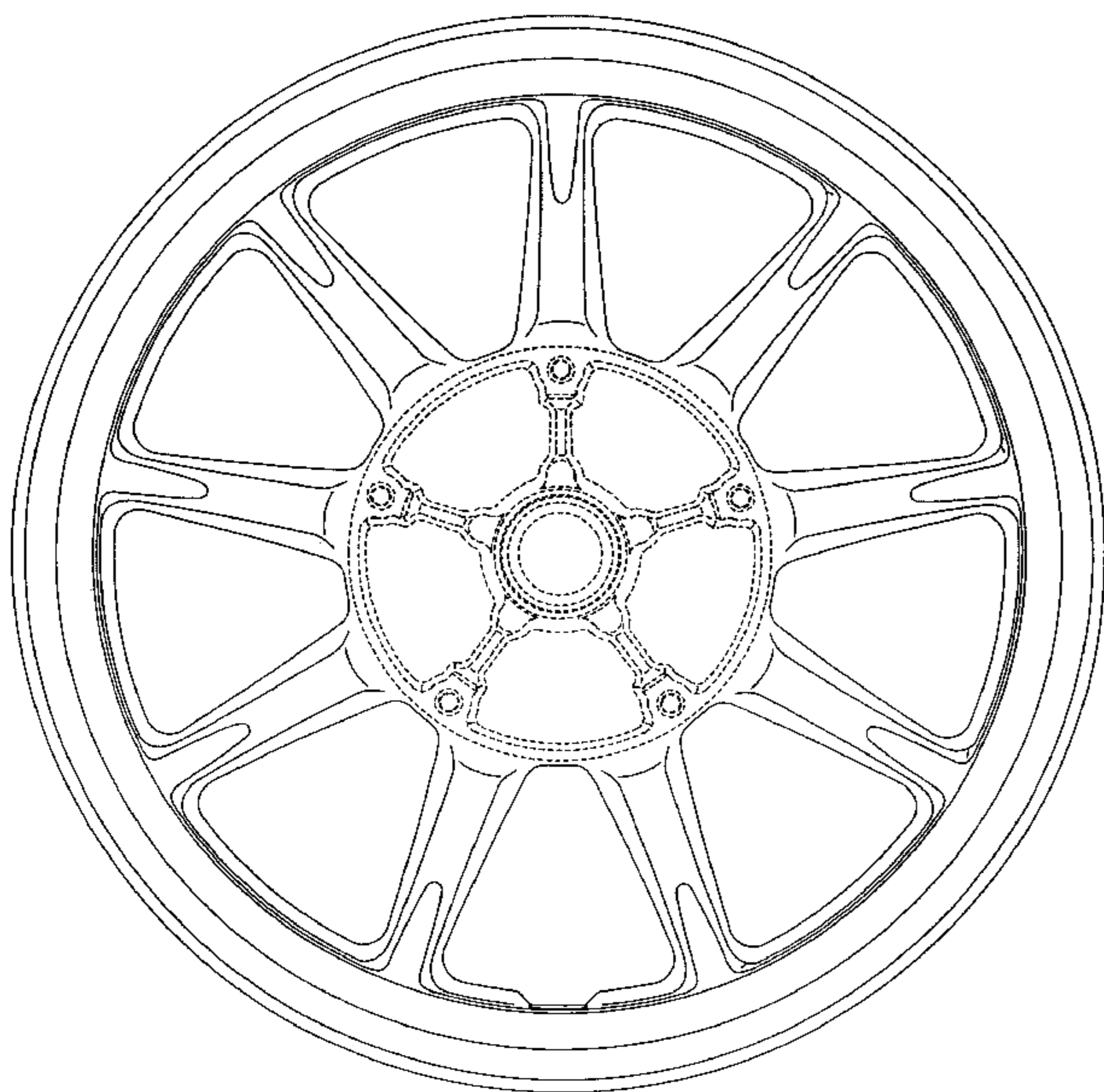


Fig.1




Fig. 2




Fig. 3

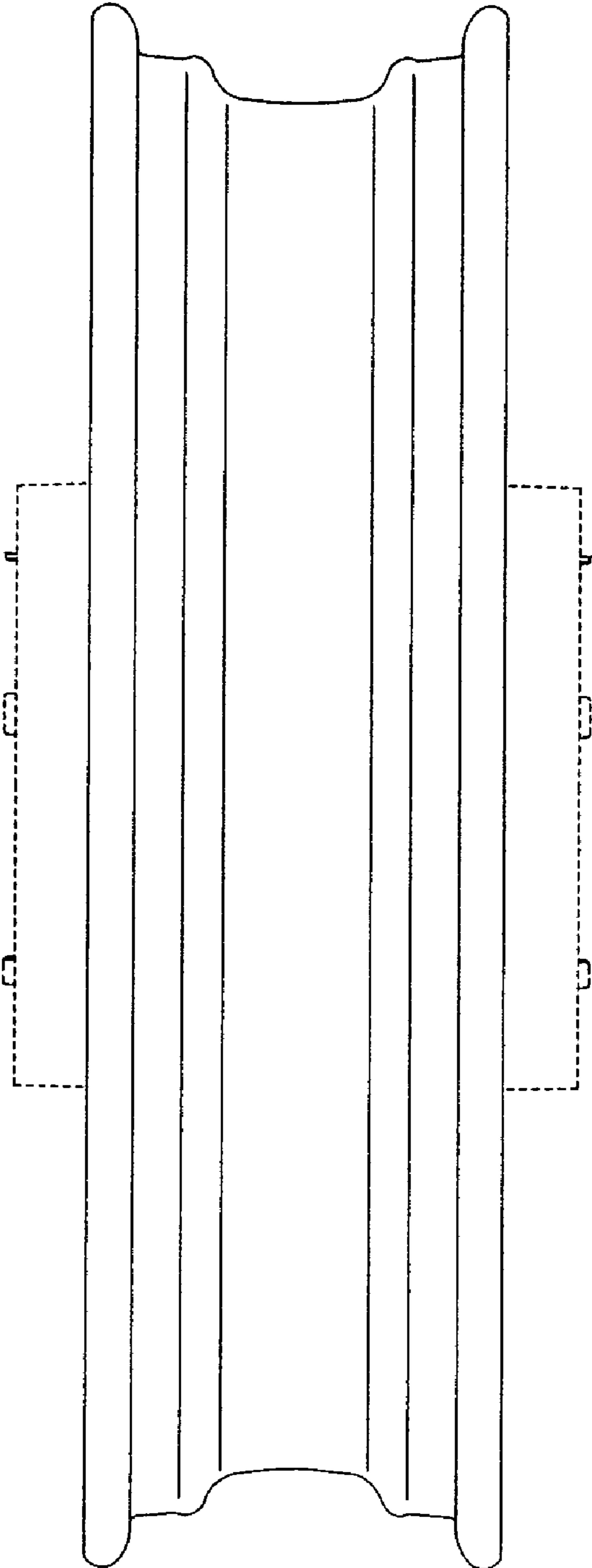


Fig. 4

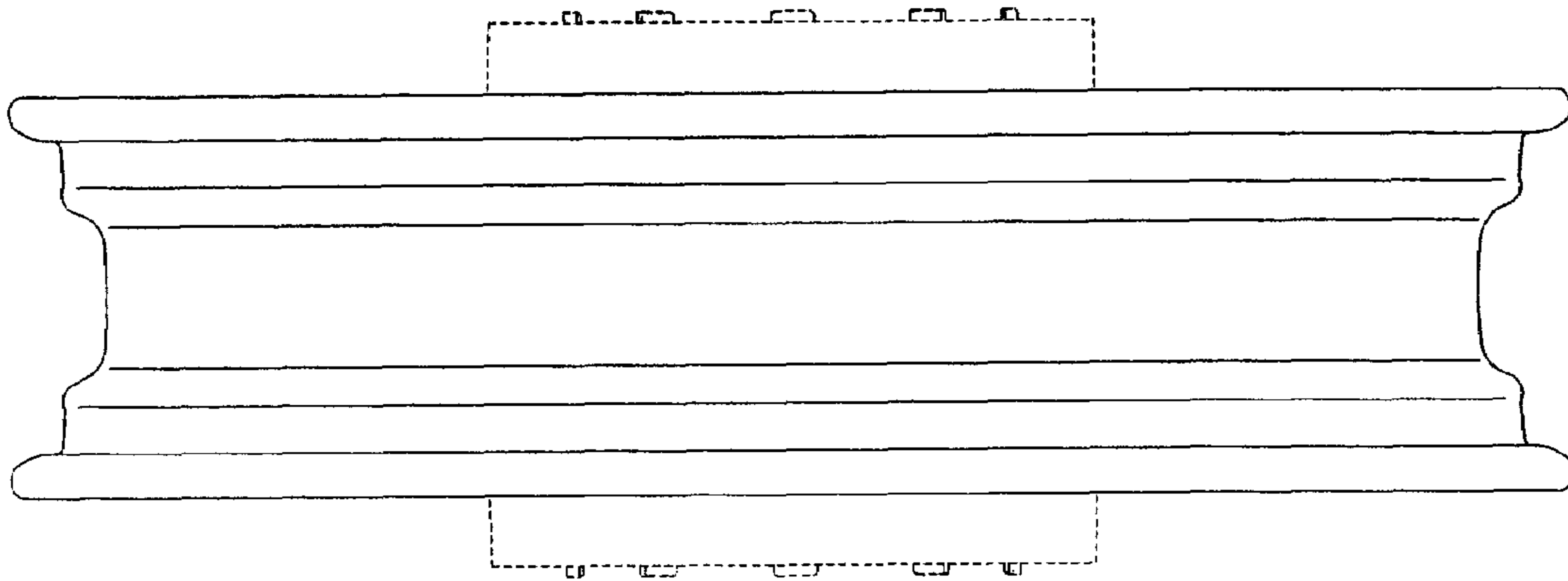


Fig. 5

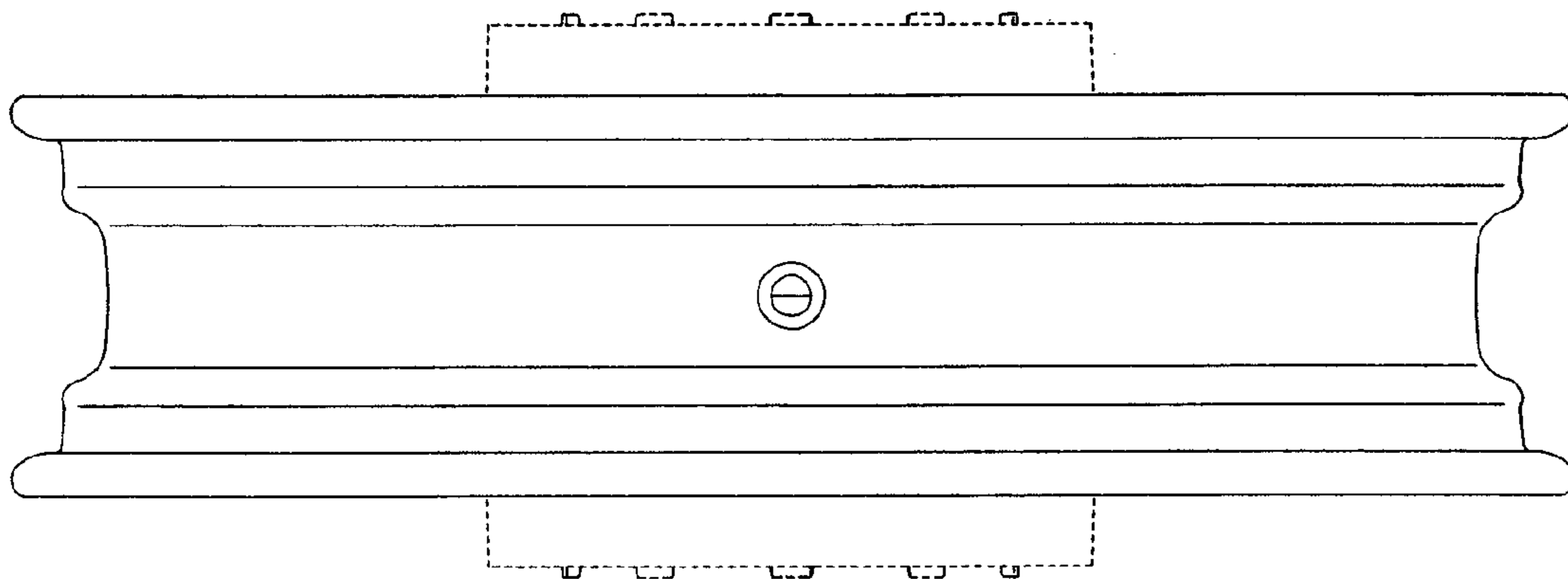


Fig. 6

