



US00D597915S

(12) **United States Design Patent**
Bhambra

(10) **Patent No.:** **US D597,915 S**

(45) **Date of Patent:** **** *Aug. 11, 2009**

(54) **TAILPIPE FOR A VEHICLE**

(75) Inventor: **Ranjit Bhambra,**
Tiefenbronn-Muehlhausen (DE)

(73) Assignee: **Dr. Ing. Porsche h.g.F.**
Aktiengesellschaft, Stuttgart (DE)

(*) Notice: This patent is subject to a terminal disclaimer.

(**) Term: **14 Years**

(21) Appl. No.: **29/306,764**

(22) Filed: **Apr. 16, 2008**

(30) **Foreign Application Priority Data**

Oct. 17, 2007 (EM) 000810072-0001

(51) **LOC (9) Cl.** **12-16**

(52) **U.S. Cl.** **D12/194**

(58) **Field of Classification Search** D12/194;
181/227, 228, 239, 247-249, 264, 277-280,
181/282; D15/5; 60/313, 312; 29/890.08;
138/37-39, 44, 103, 109; D21/657
See application file for complete search history.

(56) **References Cited**

U.S. PATENT DOCUMENTS

D488,114 S * 4/2004 Kulla D12/194
D534,469 S * 1/2007 Murkett D12/194
D539,715 S * 4/2007 Lai D12/194
D540,231 S * 4/2007 Braun et al. D12/194

D553,062 S * 10/2007 Murkett D12/194
D556,660 S * 12/2007 Murkett D12/194
D558,111 S * 12/2007 Banks, III D12/194
2007/0291470 A1 * 12/2007 Thomson 362/96

* cited by examiner

Primary Examiner—T. Chase Nelson
Assistant Examiner—Michael A Pratt
(74) *Attorney, Agent, or Firm*—RatnerPrestia

(57) **CLAIM**

The ornamental design for a tailpipe for a vehicle, as shown and described.

DESCRIPTION

This application is related to the following co-pending application: Application Ser. No. 29/306,765, entitled "Tailpipe for a Vehicle".

FIG. 1 is a left, front, elevated perspective view of a tailpipe for a vehicle according to my novel design;

FIG. 2 is a front view thereof;

FIG. 3 is a top view thereof;


FIG. 4 is a bottom view thereof;

FIG. 5 is a right side view thereof; and,

FIG. 6 is a left side view thereof.

The broken line showing of a pattern of radiating fins in FIGS. 1 and 2 various portions of the exhaust tip in FIGS. 1-6 is included for the purpose of illustrating environment and forms no part of the claimed design.

1 Claim, 3 Drawing Sheets



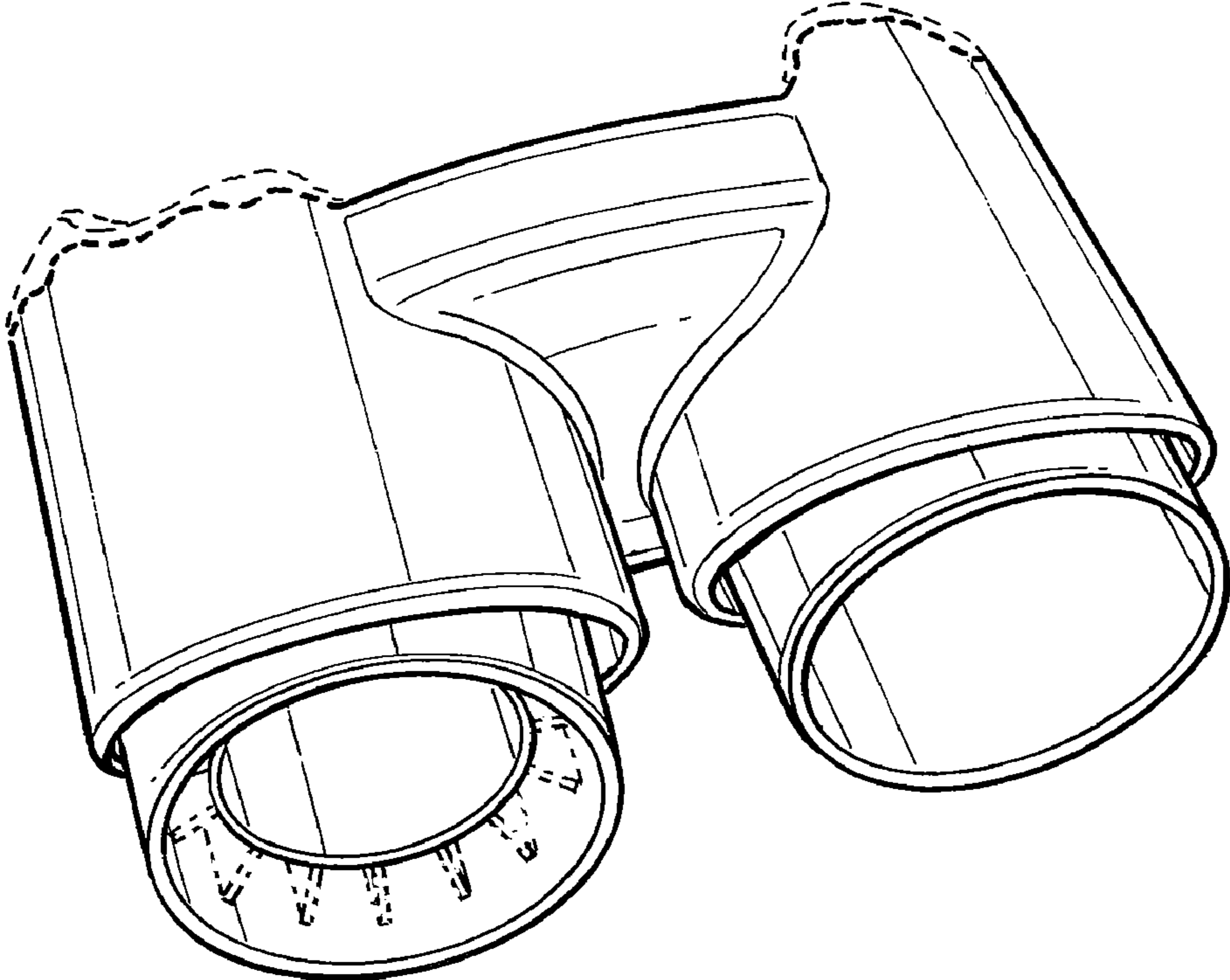


FIG. 1

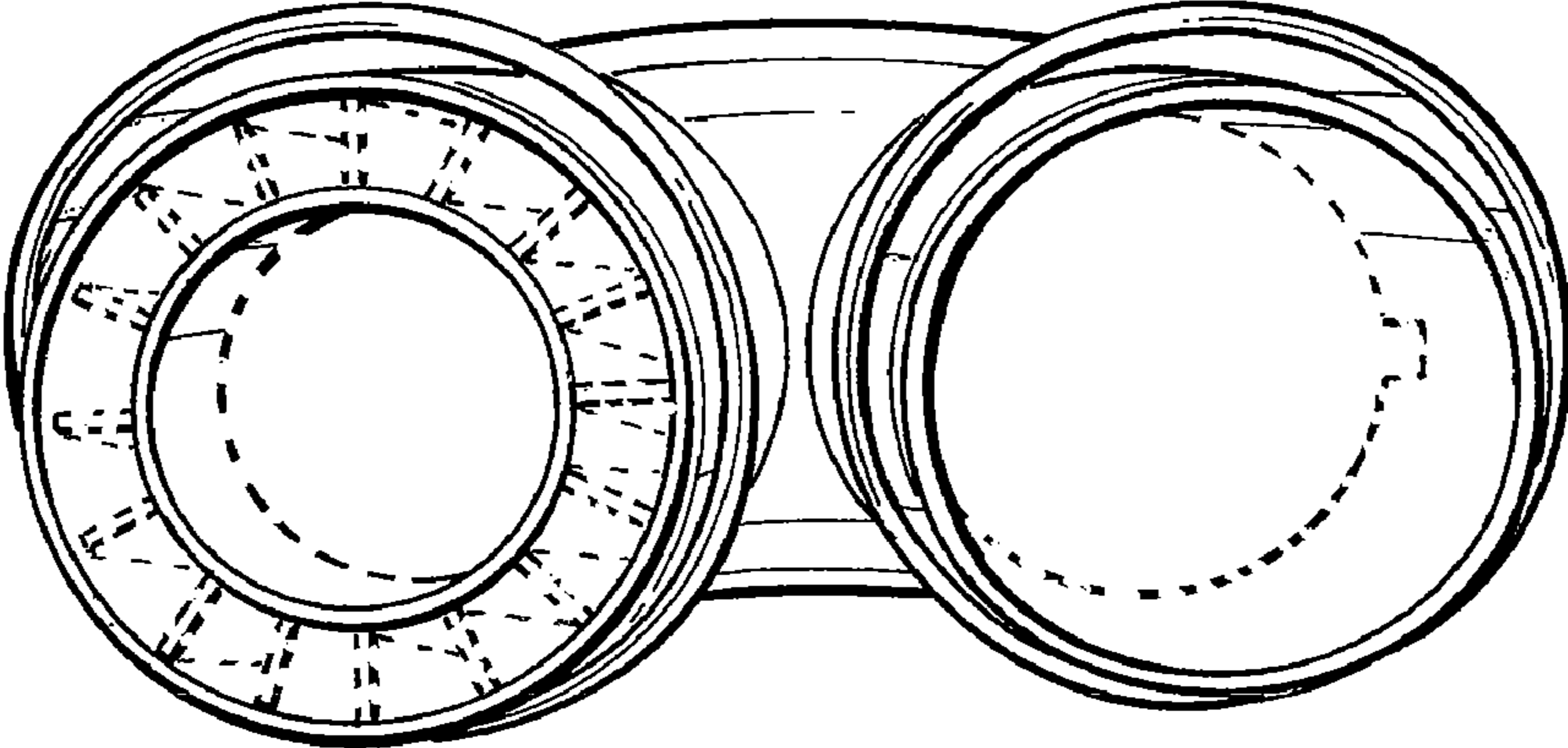


FIG. 2

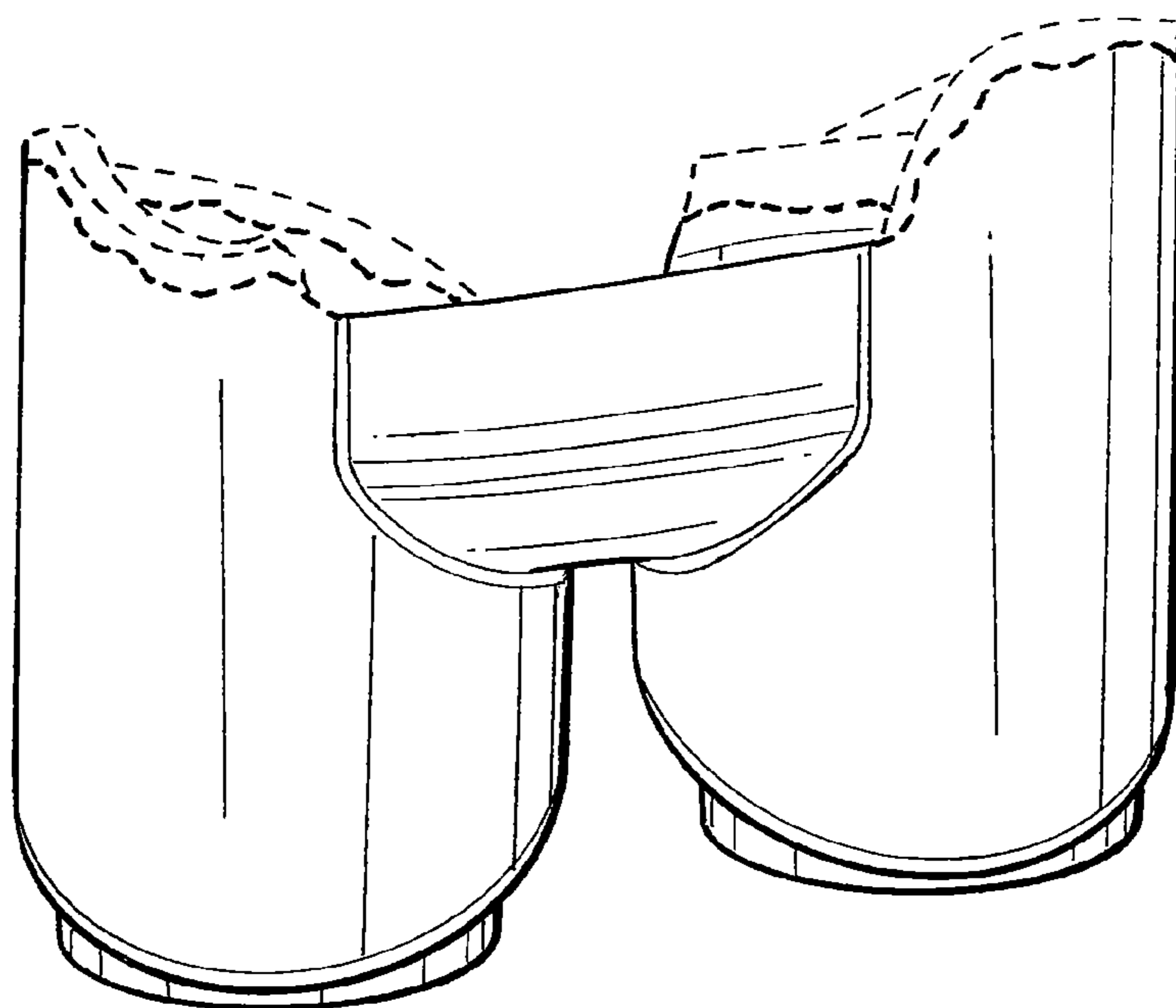


FIG. 3

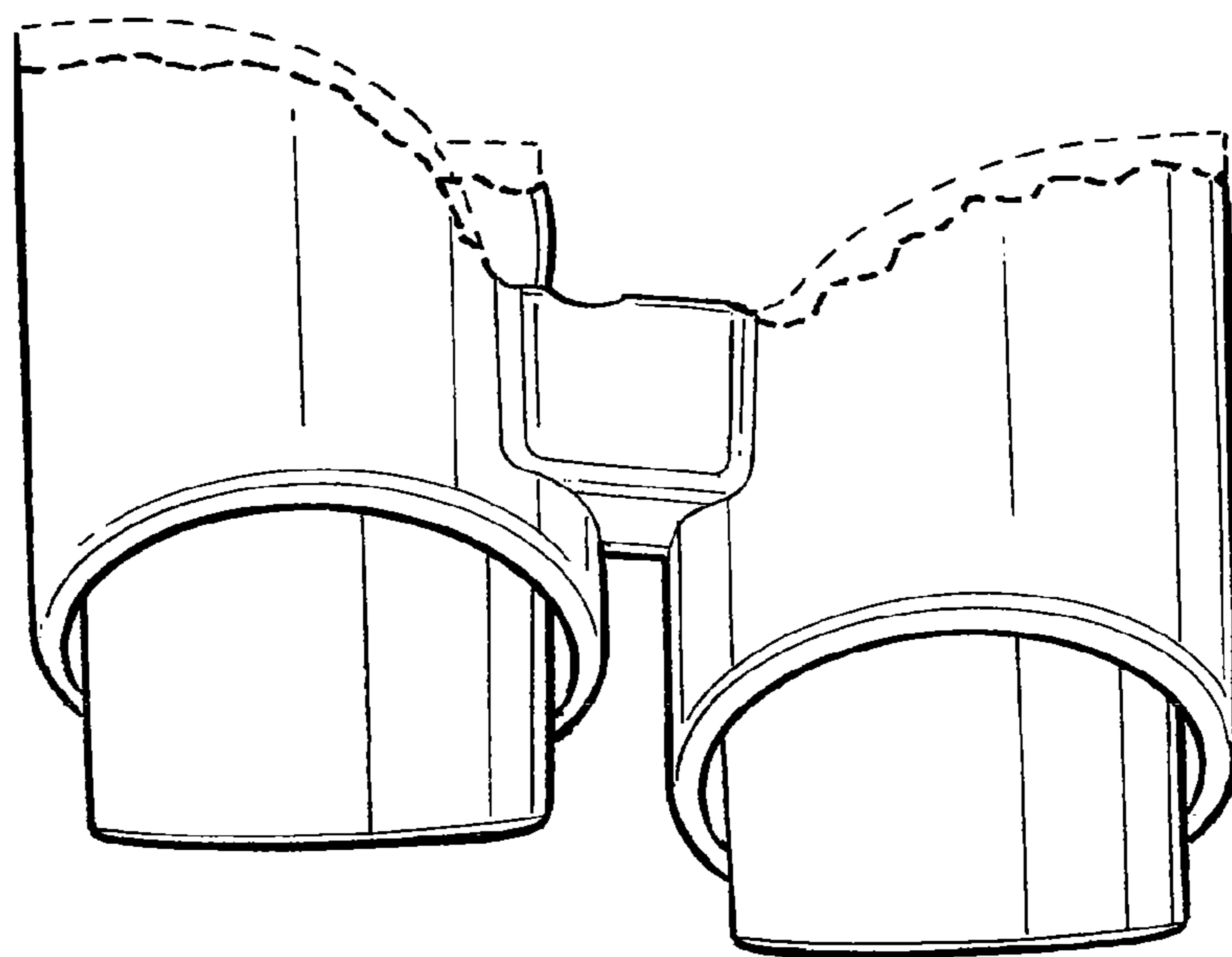


FIG. 4




FIG. 5




FIG. 6