



US00D597900S

(12) **United States Design Patent**  
**Liu et al.**

(10) **Patent No.:** **US D597,900 S**

(45) **Date of Patent:** **\*\* Aug. 11, 2009**

(54) **BRAKE FRICTION PAD**

(75) Inventors: **Weiming Liu**, Windsor (CA); **Rodney J. Silvey**, Cookeville, TN (US); **Jason Heath Mahan**, Lafayette, TN (US)

(73) Assignee: **Federal-Mogul World Wide, Inc.**, Southfield, MI (US)

(\*\*) Term: **14 Years**

(21) Appl. No.: **29/332,273**

(22) Filed: **Feb. 12, 2009**

**Related U.S. Application Data**

(62) Division of application No. 29/282,911, filed on Aug. 1, 2007, now Pat. No. Des. 588,968.

(51) **LOC (9) Cl.** ..... **12-16**

(52) **U.S. Cl.** ..... **D12/180**

(58) **Field of Classification Search** ..... D12/180, D12/174, 400; D15/138-140; 72/339; 188/73.31-73.39, 188/73.43, 73.45, 218 XL, 73.1, 250 B, 250 E, 188/250 R, 251 R; 192/107 M, 107 R; 428/443; 488/1.11 W, 1.11 R  
See application file for complete search history.

(56) **References Cited**

**U.S. PATENT DOCUMENTS**

1,506,578 A \* 8/1924 Grandahl ..... 72/477  
1,950,262 A \* 3/1934 Norton ..... 428/443  
4,056,174 A \* 11/1977 Wienand et al. .... 188/73.36  
D255,675 S \* 7/1980 Weiser et al. .... D12/180  
D260,015 S \* 7/1981 Sheill ..... D12/180  
4,290,508 A \* 9/1981 Baum ..... 188/73.38  
4,428,463 A \* 1/1984 Burgdorf et al. .... 188/73.38  
D277,093 S \* 1/1985 Caplygin ..... D12/180  
D277,175 S \* 1/1985 Caplygin ..... D12/180

4,527,669 A \* 7/1985 Meyer et al. .... 188/73.38  
4,823,920 A \* 4/1989 Evans ..... 188/73.34  
5,799,754 A \* 9/1998 Kazuro et al. .... 188/1.11 W  
5,875,873 A \* 3/1999 Kay et al. .... 188/73.38  
6,142,263 A \* 11/2000 Lotfipour ..... 188/73.37  
D507,217 S \* 7/2005 Goldenberg et al. .... D12/180  
7,111,709 B2 \* 9/2006 Baba ..... 188/73.37  
7,222,701 B2 \* 5/2007 Pham ..... 188/250 G  
D588,968 S \* 3/2009 Liu et al. .... D12/180  
D588,969 S \* 3/2009 Liu et al. .... D12/180  
D588,970 S \* 3/2009 Liu et al. .... D12/180  
D588,971 S \* 3/2009 Liu et al. .... D12/180  
D588,972 S \* 3/2009 Liu et al. .... D12/180  
D588,973 S \* 3/2009 Liu et al. .... D12/180  
D588,974 S \* 3/2009 Liu et al. .... D12/180  
2004/0154885 A1 \* 8/2004 Gotti et al. .... 188/250 B  
2008/0011562 A1 \* 1/2008 Hilbrandt ..... 188/250 B

\* cited by examiner

*Primary Examiner*—Robert M Spear

*Assistant Examiner*—Cynthia Underwood

(74) *Attorney, Agent, or Firm*—Robert L. Stearns; Dickinson Wright PLLC

(57)

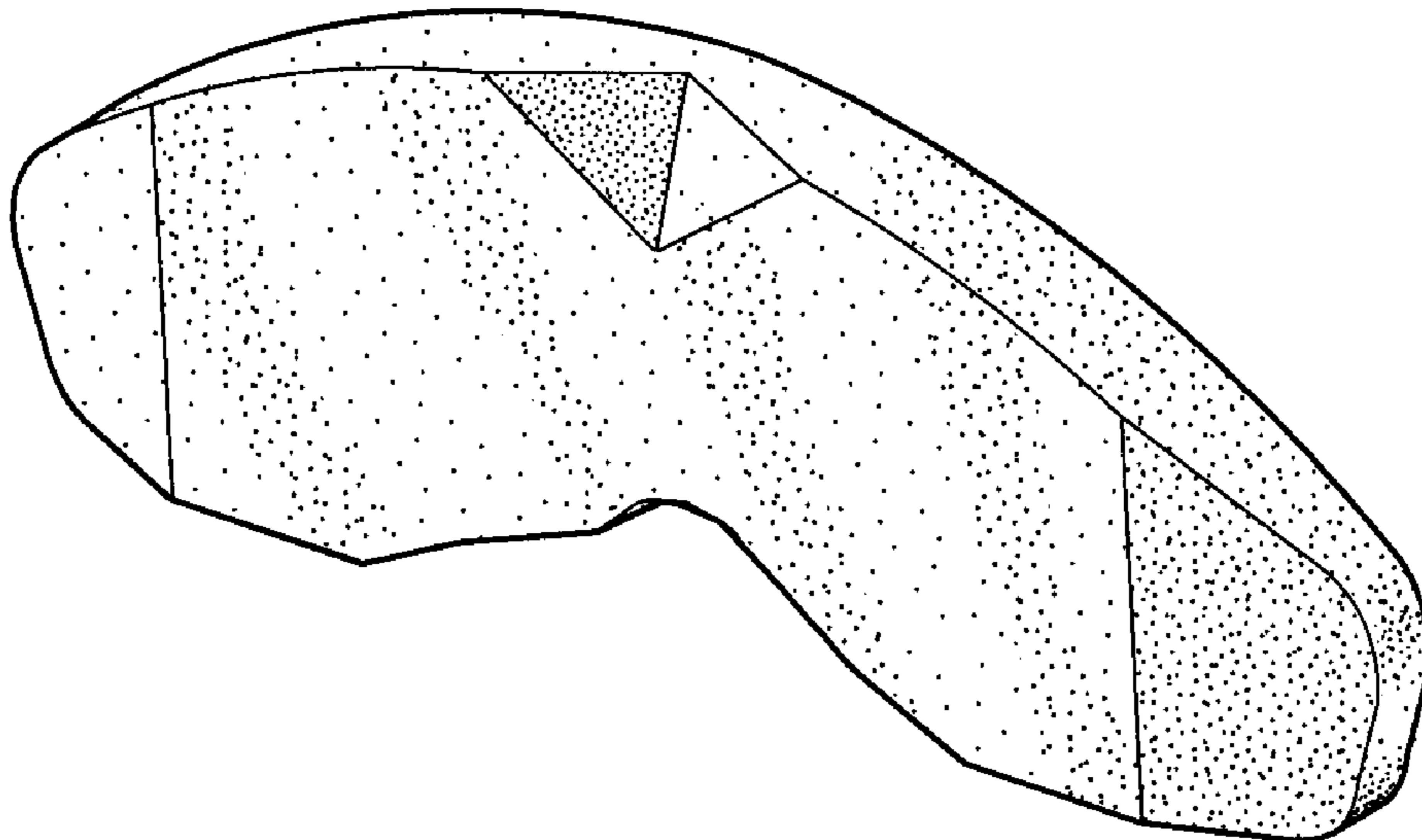
**CLAIM**

The ornamental design for an brake friction pad, as shown and described.

**DESCRIPTION**

FIG. 1 is a perspective view of an brake friction pad;  
FIG. 2 is a front view thereof;  
FIG. 3 is a top view thereof;  
FIG. 4 is a bottom view thereof; and,  
FIG. 5 is a right side elevational view thereof, the left side elevational view being a mirror image of the right side elevational view.

**1 Claim, 2 Drawing Sheets**



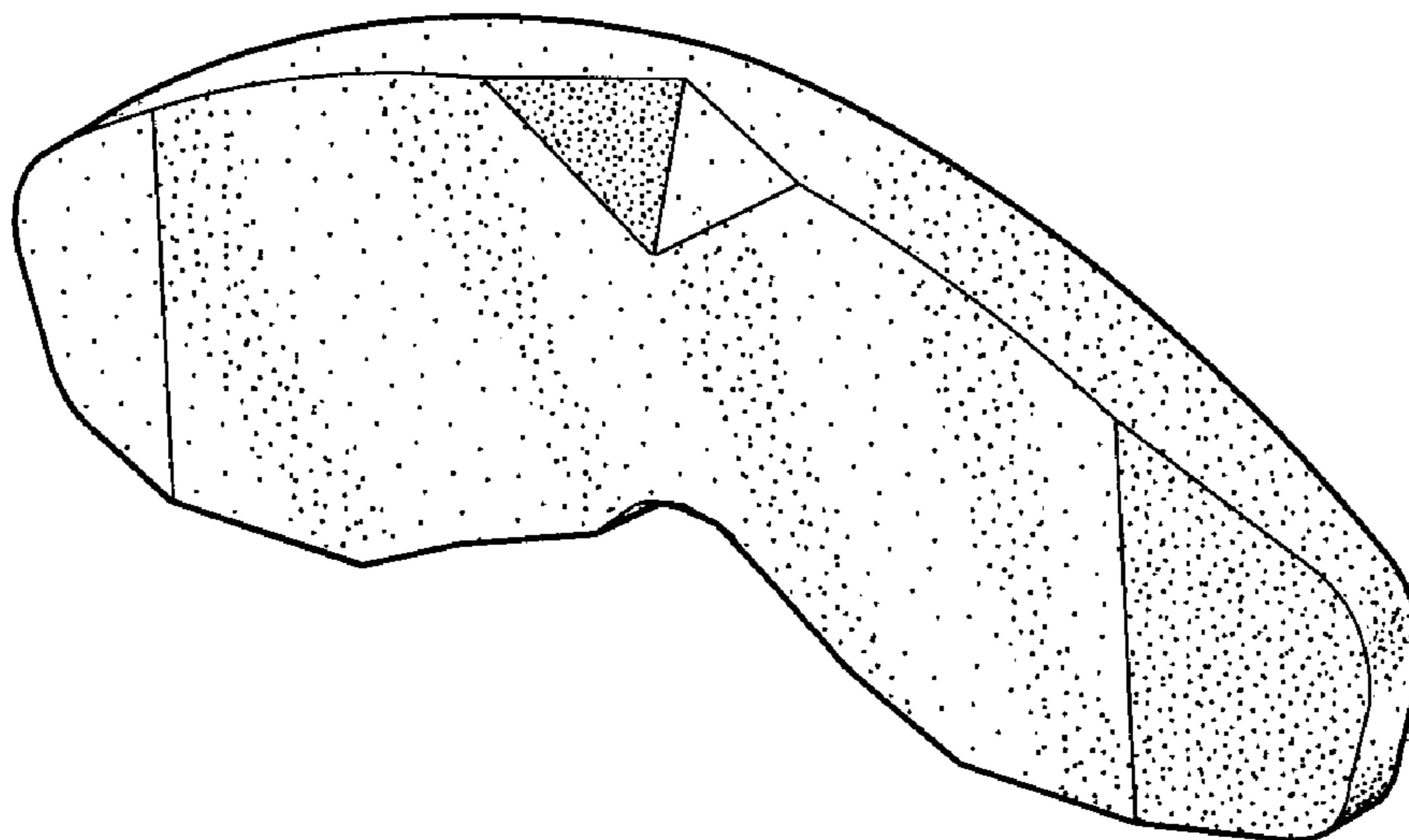


Fig. 1

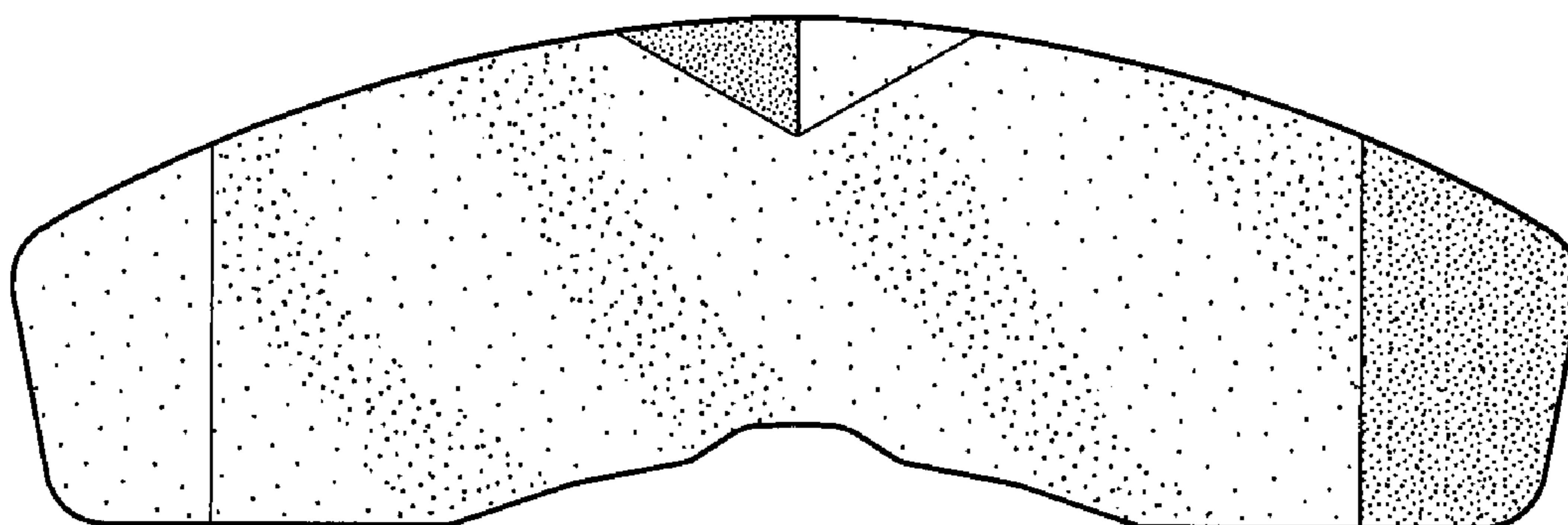


Fig. 2



Fig. 3

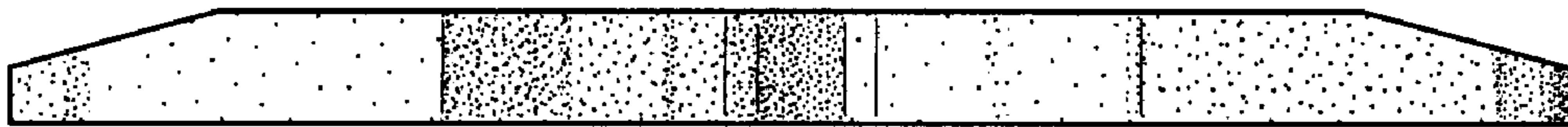


Fig. 4

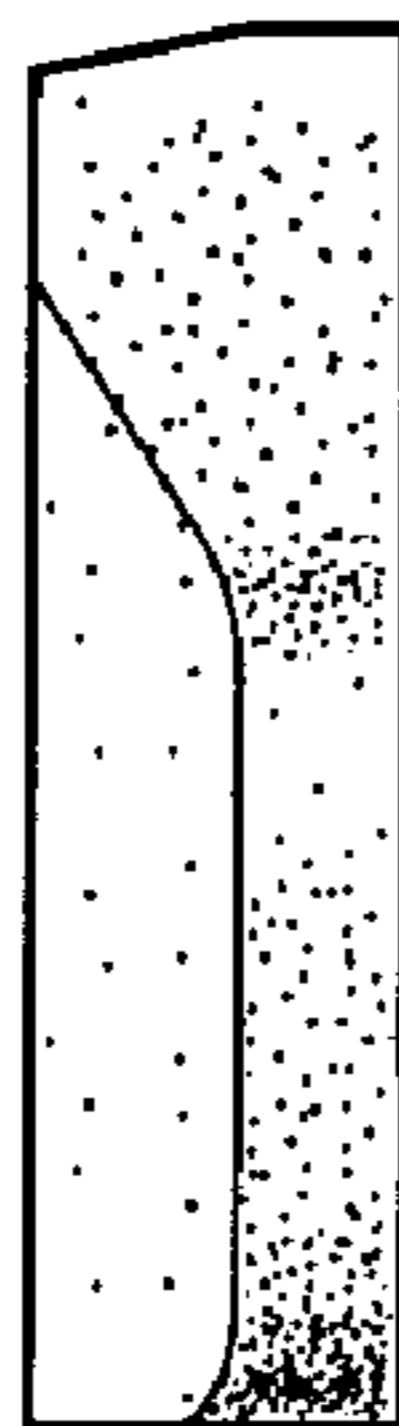


Fig. 5