

US00D597899S

(12) **United States Design Patent**
Di Buduo

(10) **Patent No.:** **US D597,899 S**

(45) **Date of Patent:** **** Aug. 11, 2009**

(54) **VEHICLE HOOD**

(75) Inventor: **Andrea Di Buduo**, Köln (DE)

(73) Assignee: **Ford Motor Company**, Dearborn, MI (US)

(**) Term: **14 Years**

(21) Appl. No.: **29/326,569**

(22) Filed: **Oct. 21, 2008**

(30) **Foreign Application Priority Data**

Jun. 4, 2008 (DE) 40 2008 002 665

(51) **LOC (9) Cl.** **12-16**

(52) **U.S. Cl.** **D12/173**

(58) **Field of Classification Search** D12/173,
D12/196, 86, 90-92; 180/69.21, 69.2, 69.22
See application file for complete search history.

(56) **References Cited**

U.S. PATENT DOCUMENTS

D545,249 S *	6/2007	Fujimaki	D12/173
D555,554 S *	11/2007	Bucher et al.	D12/173
D572,639 S *	7/2008	Hayashi et al.	D12/173
D583,733 S *	12/2008	Walter et al.	D12/173
D584,205 S *	1/2009	Kamimura	D12/173

* cited by examiner

Primary Examiner—Melody N Brown

(74) *Attorney, Agent, or Firm*—Damian Porcari

(57) **CLAIM**

The ornamental design for a vehicle hood, shown and described.

DESCRIPTION

FIG. 1 is a front elevational view of a vehicle hood;
FIG. 2 is a left side elevational view of the vehicle hood;
FIG. 3 is a right side elevational view of the vehicle hood;
FIG. 4 is a top plan view of the vehicle hood;
FIG. 5 is a bottom plan view of the vehicle hood; and,
FIG. 6 is a rear elevational view of the vehicle hood.

The vehicle hood is styled independently of adjacent vehicle panels. To the extent that any feature lines are illustrated, they are intended to illustrate the crest and valley of the feature and are not necessarily sharp bends in the part. Shading is used to illustrate the curvature of the part and not color. Any functional features of the vehicle hood are not claimed. Views are orthogonal projections rendered from computer aided design data. The various views are not necessarily to scale in order to better illustrate the design.

1 Claim, 5 Drawing Sheets

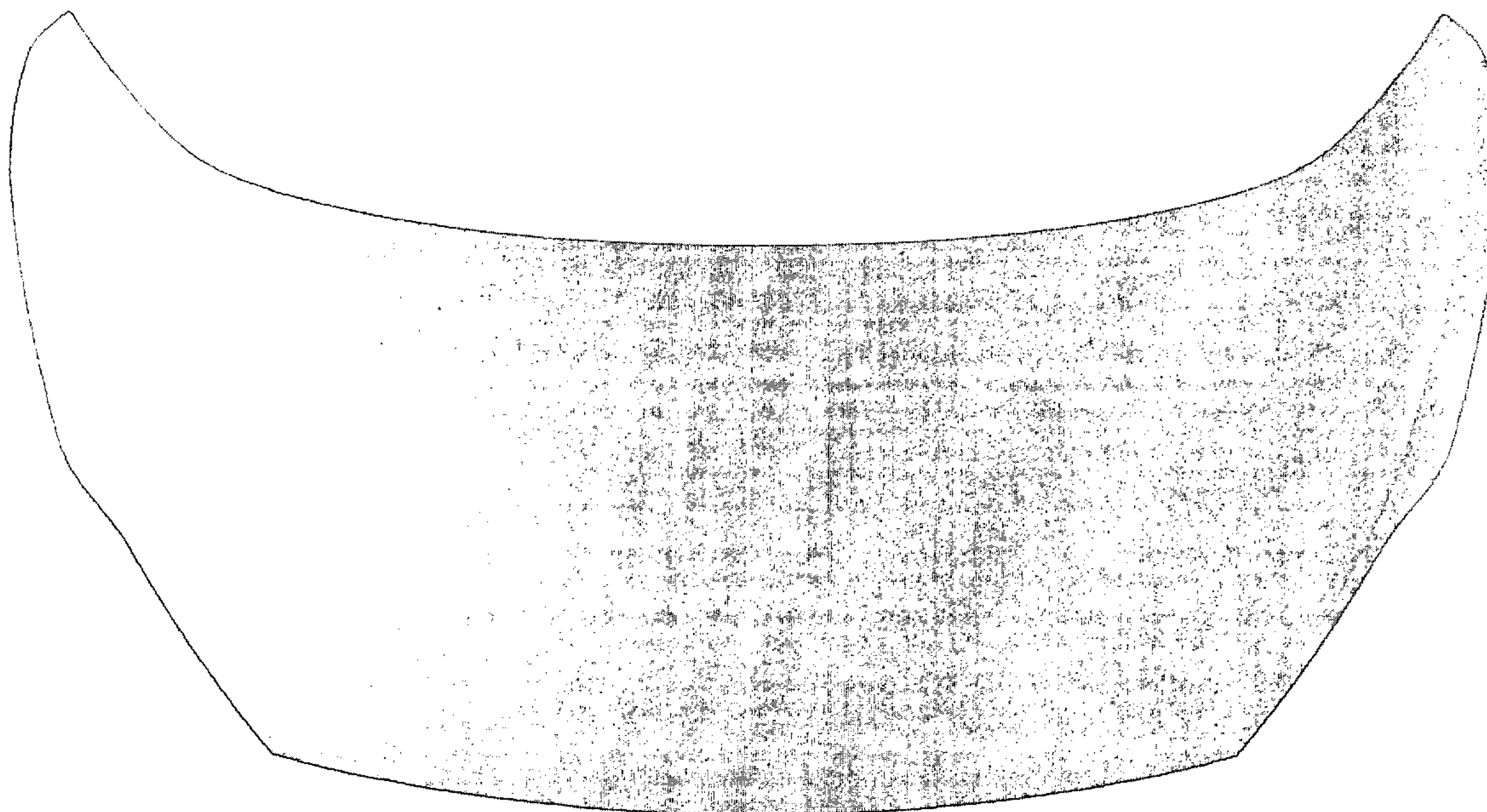




Figure 1

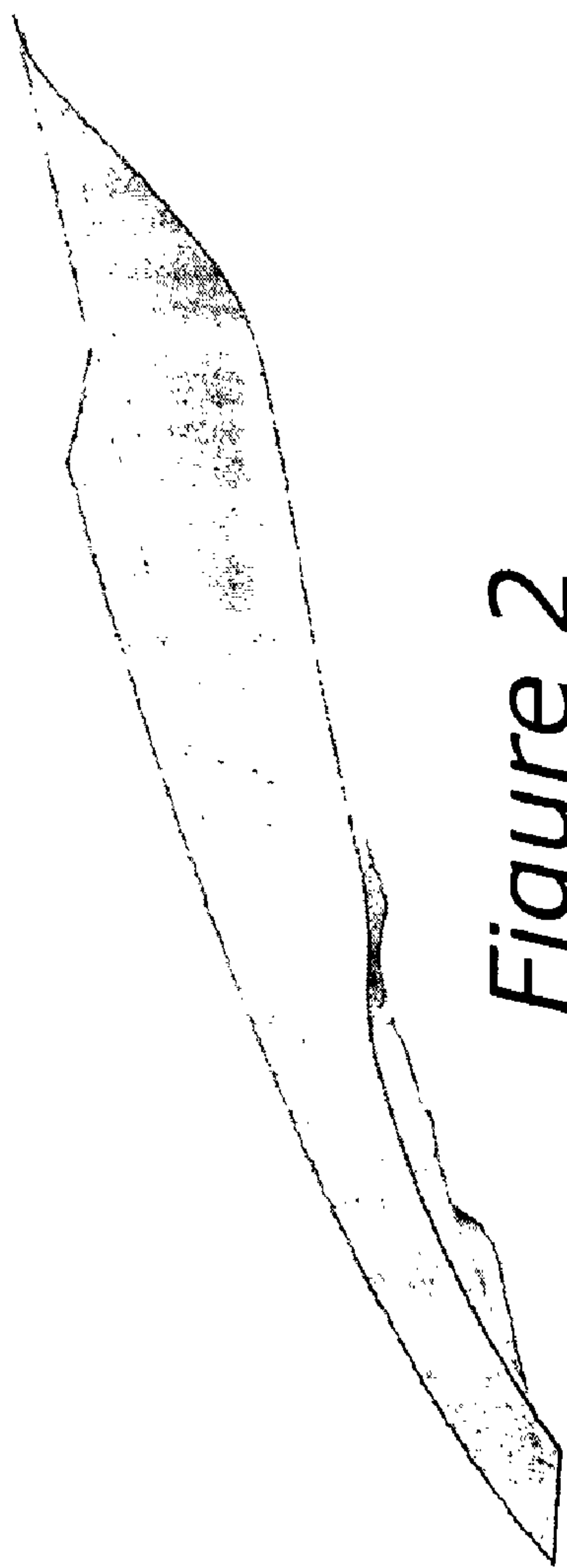


Figure 2




Figure 3

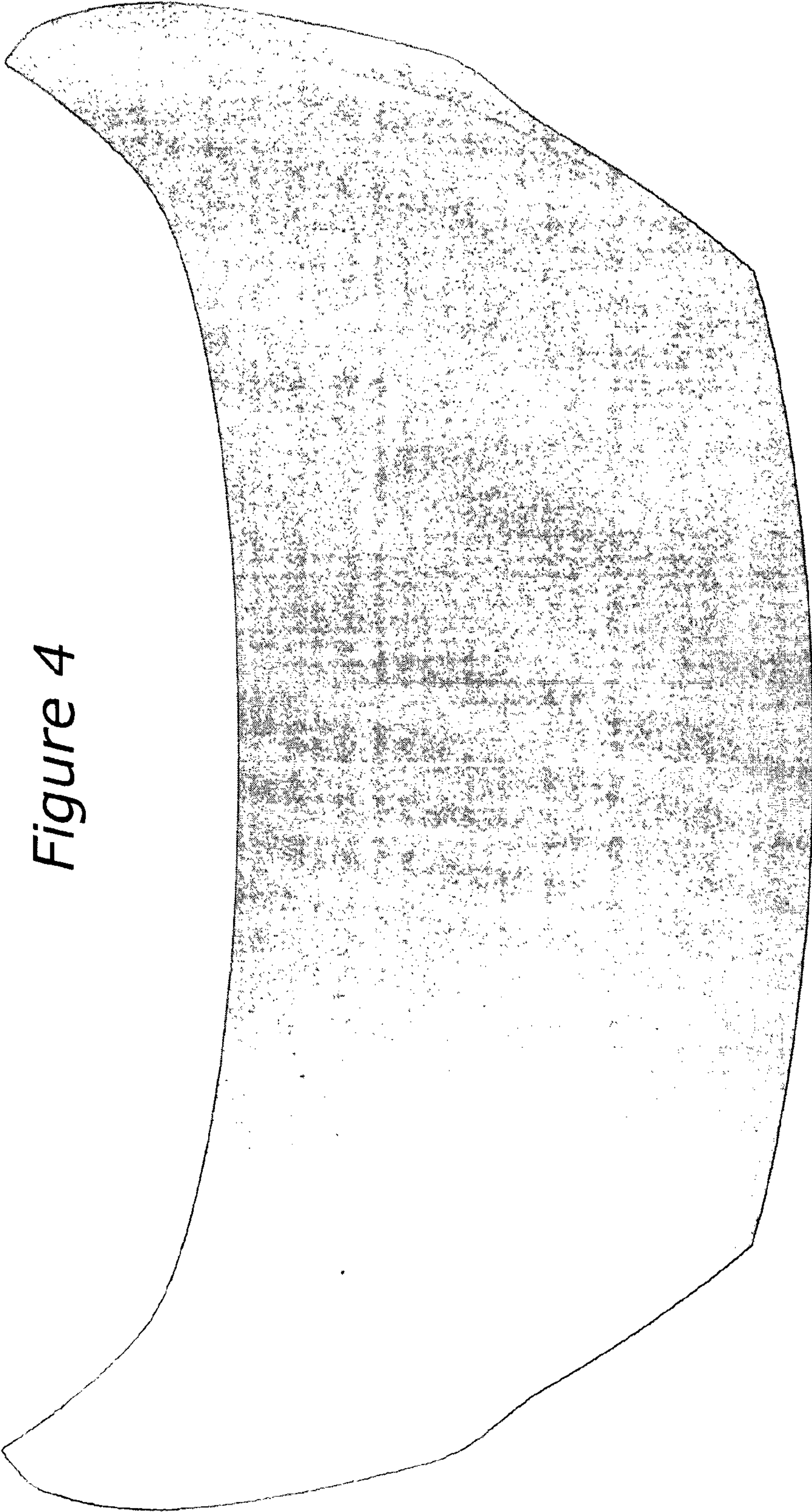


Figure 4

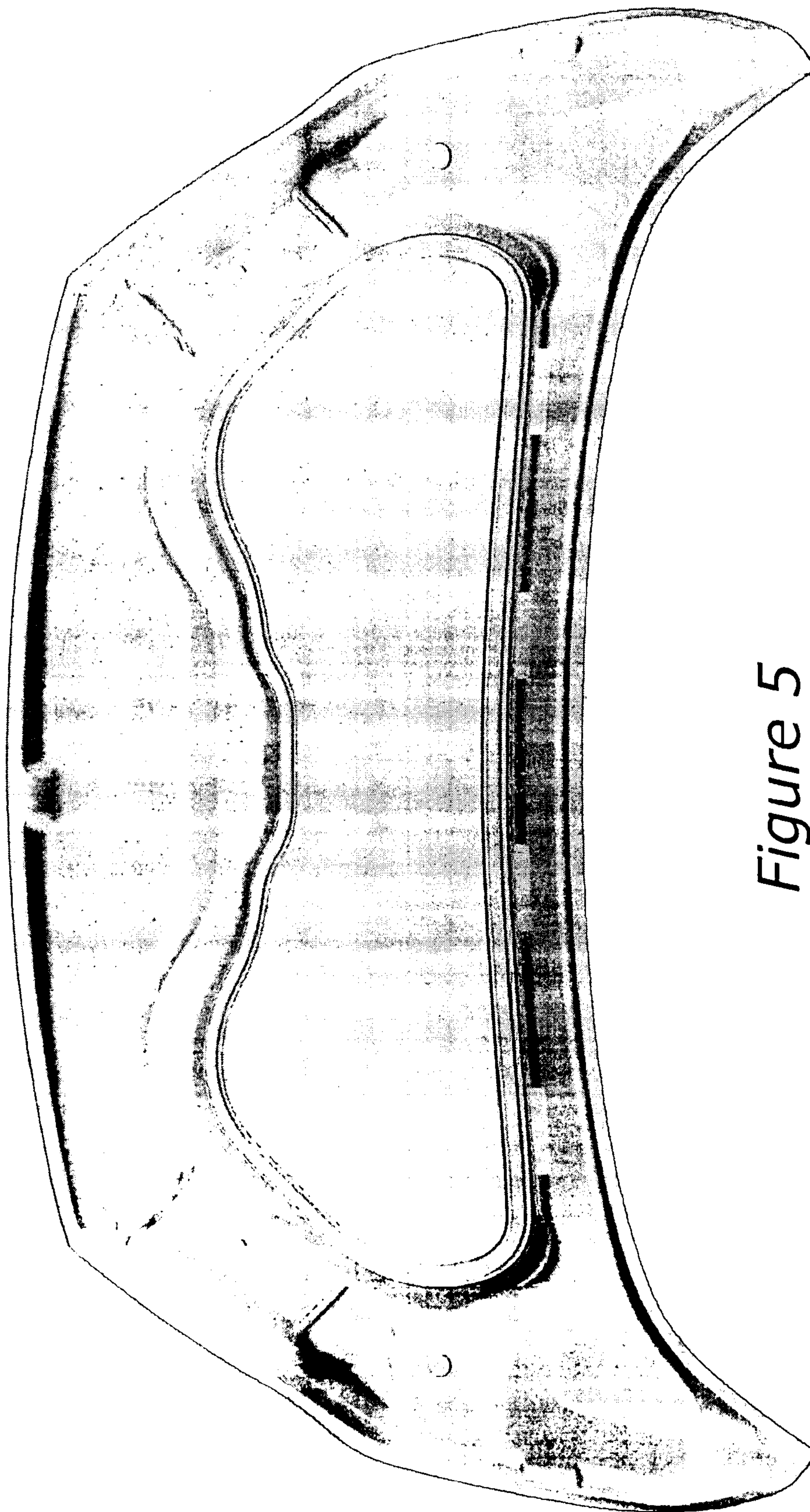


Figure 5




Figure 6