



US00D597868S

(12) **United States Design Patent**
Christensen, III

(10) **Patent No.:** **US D597,868 S**

(45) **Date of Patent:** **** Aug. 11, 2009**

(54) **JAW OPENING MEASUREMENT DEVICE**

(75) Inventor: **Robert W. Christensen, III**, Arvada, CO
(US)

(73) Assignee: **CranioMandibular Rehab, Inc.**,
Denver, CO (US)

(**) Term: **14 Years**

(21) Appl. No.: **29/321,364**

(22) Filed: **Jul. 15, 2008**

(51) **LOC (9) Cl.** **10-04**

(52) **U.S. Cl.** **D10/64**

(58) **Field of Classification Search** D10/64;
33/424, 474-476, 489, 492, 1 N, 403, 481,
33/563, 567, 511, 514

See application file for complete search history.

(56) **References Cited**

U.S. PATENT DOCUMENTS

697,701 A 4/1902 Ayer
1,380,187 A 5/1921 Brose

1,800,714 A 4/1931 Clapp
D140,152 S * 1/1945 Aichele D10/64
4,630,375 A 12/1986 Spolyar
D294,470 S 3/1988 Jordan
D312,796 S * 12/1990 Parker D10/64
D351,351 S * 10/1994 Bartlett D10/64
5,361,506 A 11/1994 Beeuwkes, III
5,950,320 A 9/1999 Dorsey

* cited by examiner

Primary Examiner—Antoine D Davis

(74) *Attorney, Agent, or Firm*—Workman Nydegger

(57) **CLAIM**

The ornamental design for a jaw opening measurement device, as shown and described.

DESCRIPTION

FIG. 1 is a perspective view of a jaw opening measurement device showing my new design;

FIG. 2 is a front elevational view thereof; and,

FIG. 3 is a rear elevational view thereof.

1 Claim, 1 Drawing Sheet

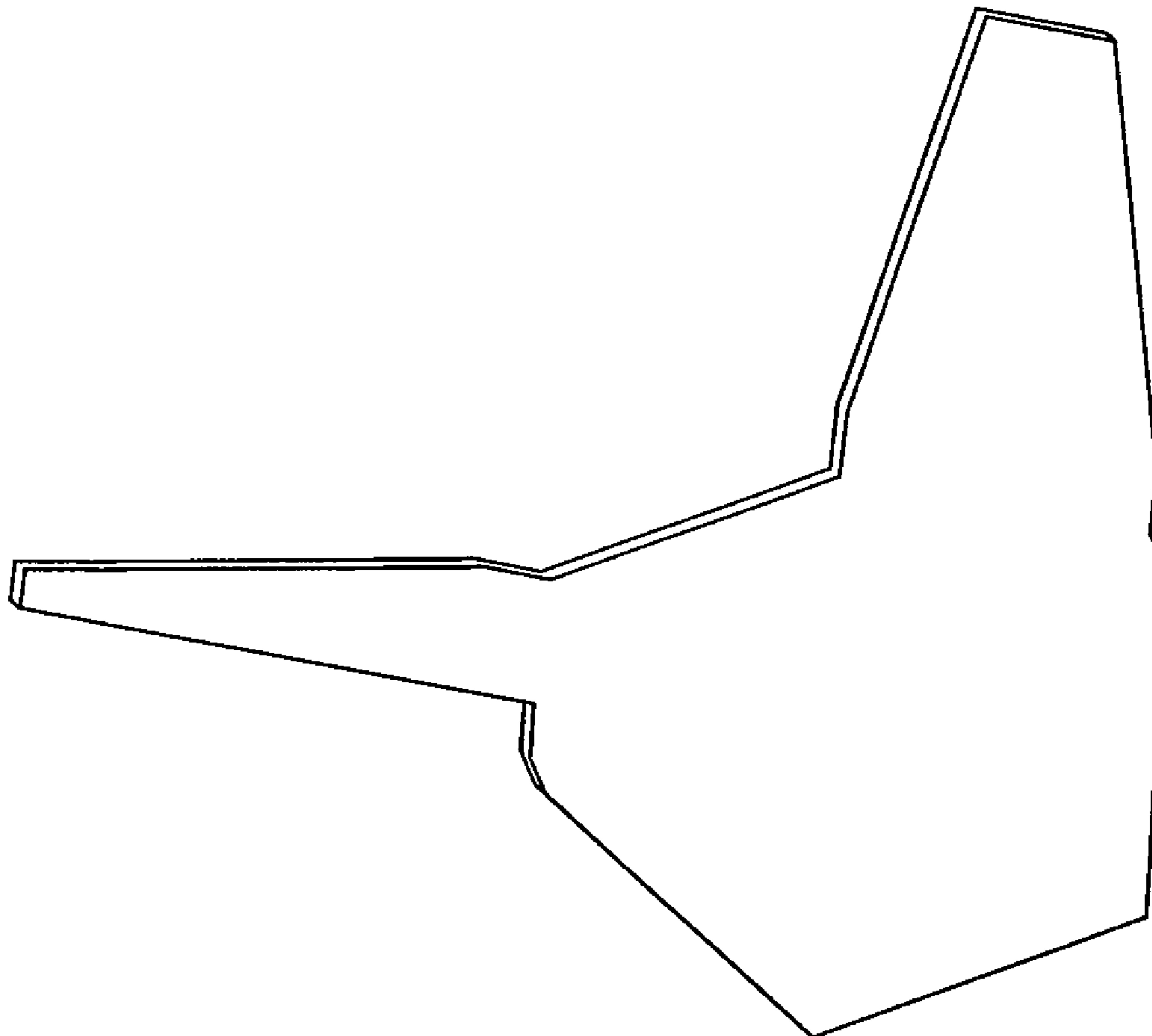


Fig. 1

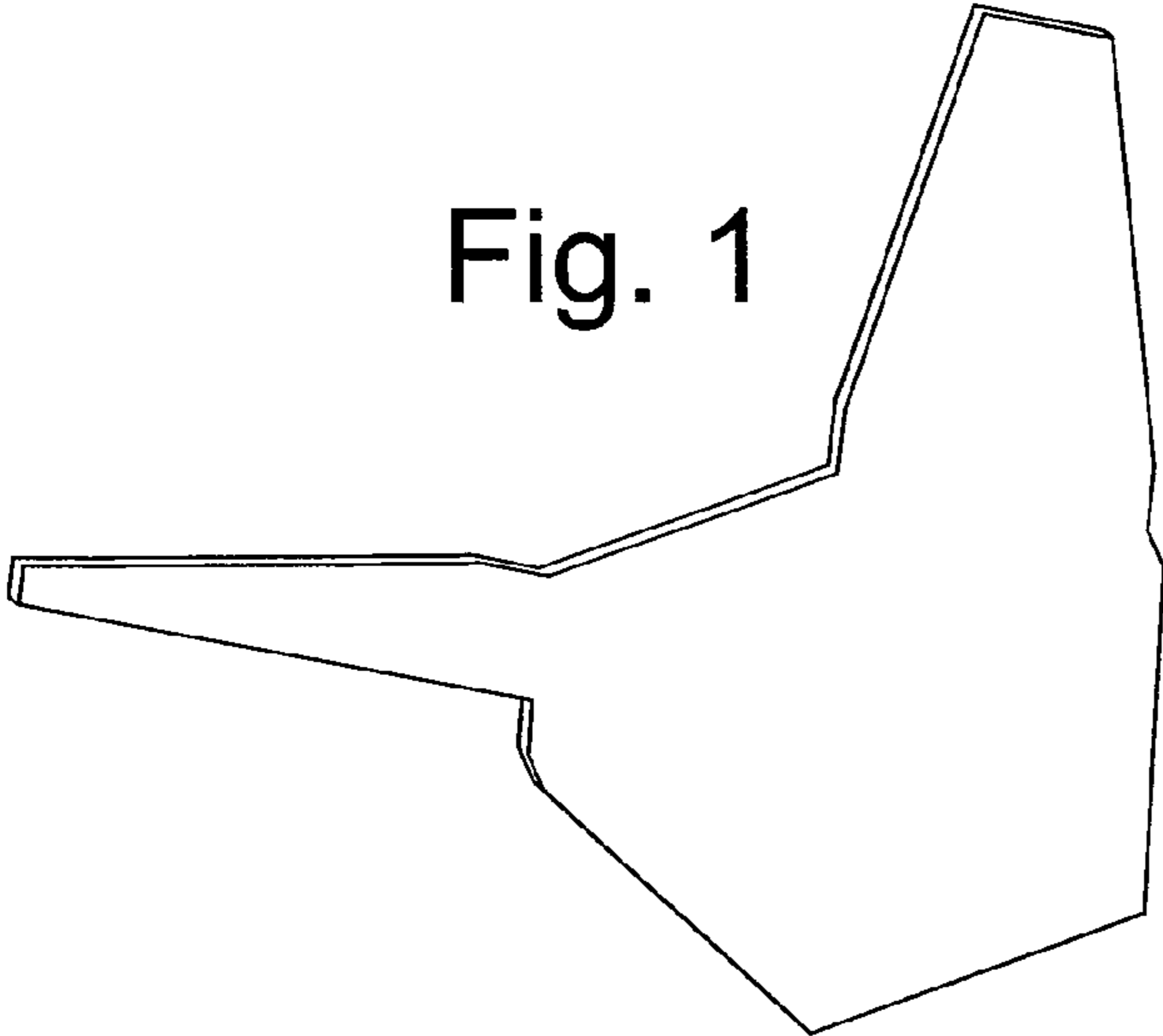


Fig. 2

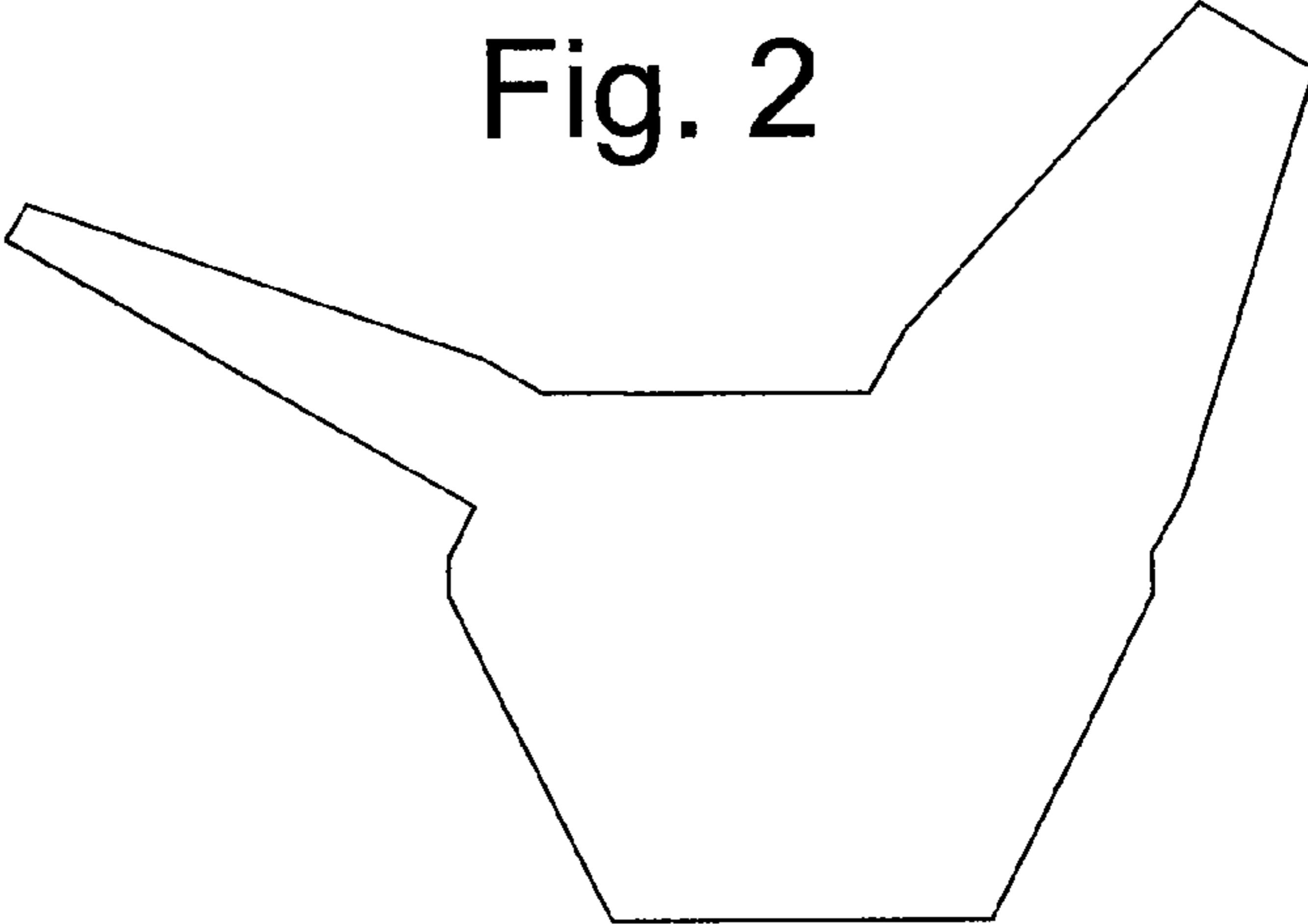


Fig. 3

