

US00D597866S

(12) **United States Design Patent**  
**Bernard et al.**

(10) **Patent No.:** **US D597,866 S**

(45) **Date of Patent:** **\*\* Aug. 11, 2009**

(54) **AIR QUALITY SENSOR**

(75) Inventors: **Cedric Erik Jean-Edouard Bernard**,  
Eindhoven (NL); **Marco van Leeuwen**,  
Eindhoven (NL)

(73) Assignee: **Koninklijke Philips Electronics N.V.**,  
Eindhoven (NL)

(\*\*) Term: **14 Years**

(21) Appl. No.: **29/323,714**

(22) Filed: **Aug. 29, 2008**

(30) **Foreign Application Priority Data**

Mar. 3, 2008 (EM) ..... 000890215-0002

(51) **LOC (9) Cl.** ..... **10-04**

(52) **U.S. Cl.** ..... **D10/52; D10/78; D10/81**

(58) **Field of Classification Search** ..... D10/52,  
D10/78, 81; 73/31.01, 31.02, 31.05, 431;  
96/240, 244, 253, 277, 294, 356; 95/8, 10,  
95/14; 431/18, 37; 700/275, 276, 282  
See application file for complete search history.

(56) **References Cited**

**U.S. PATENT DOCUMENTS**

D396,812 S \* 8/1998 Kuipers ..... D10/62  
D400,457 S \* 11/1998 Wrisley ..... D10/78

D404,664 S \* 1/1999 Wrisley ..... D10/78  
D412,452 S \* 8/1999 Chan ..... D10/81  
D478,016 S \* 8/2003 Chen ..... D10/46  
6,987,459 B2 \* 1/2006 Tice ..... 340/632  
2006/0010974 A1 \* 1/2006 Koyano et al. .... 73/31.05  
2006/0081033 A1 \* 4/2006 Peng ..... 73/31.05  
2008/0294294 A1 \* 11/2008 Blomquist ..... 700/282

\* cited by examiner

*Primary Examiner*—Antoine D Davis

(57) **CLAIM**

The ornamental design for a air quality sensor, as shown and described.

**DESCRIPTION**

FIG. 1 is a perspective view showing my design;

FIG. 2 is a front elevational view thereof;

FIG. 3 is a rear elevational view thereof;

FIG. 4 is a right side elevational view thereof;


FIG. 5 is a left side elevational view thereof;

FIG. 6 is a top plan view thereof; and,

FIG. 7 is a bottom plan view thereof.

The broken line showing of structural features is included for the purpose of illustrating non-claimed subject matter and forms no part of the claimed design.

**1 Claim, 3 Drawing Sheets**






FIG. 1

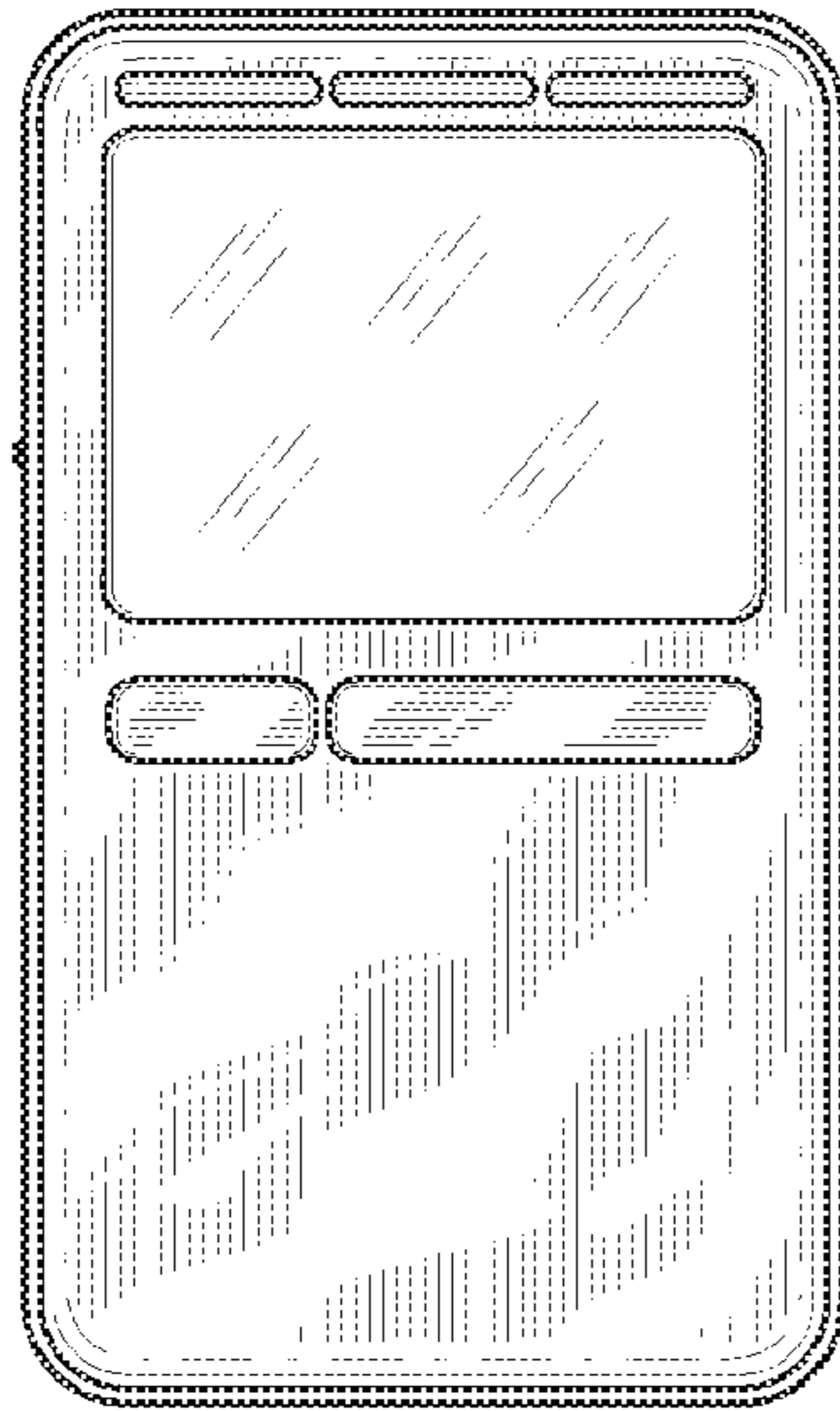


FIG. 2

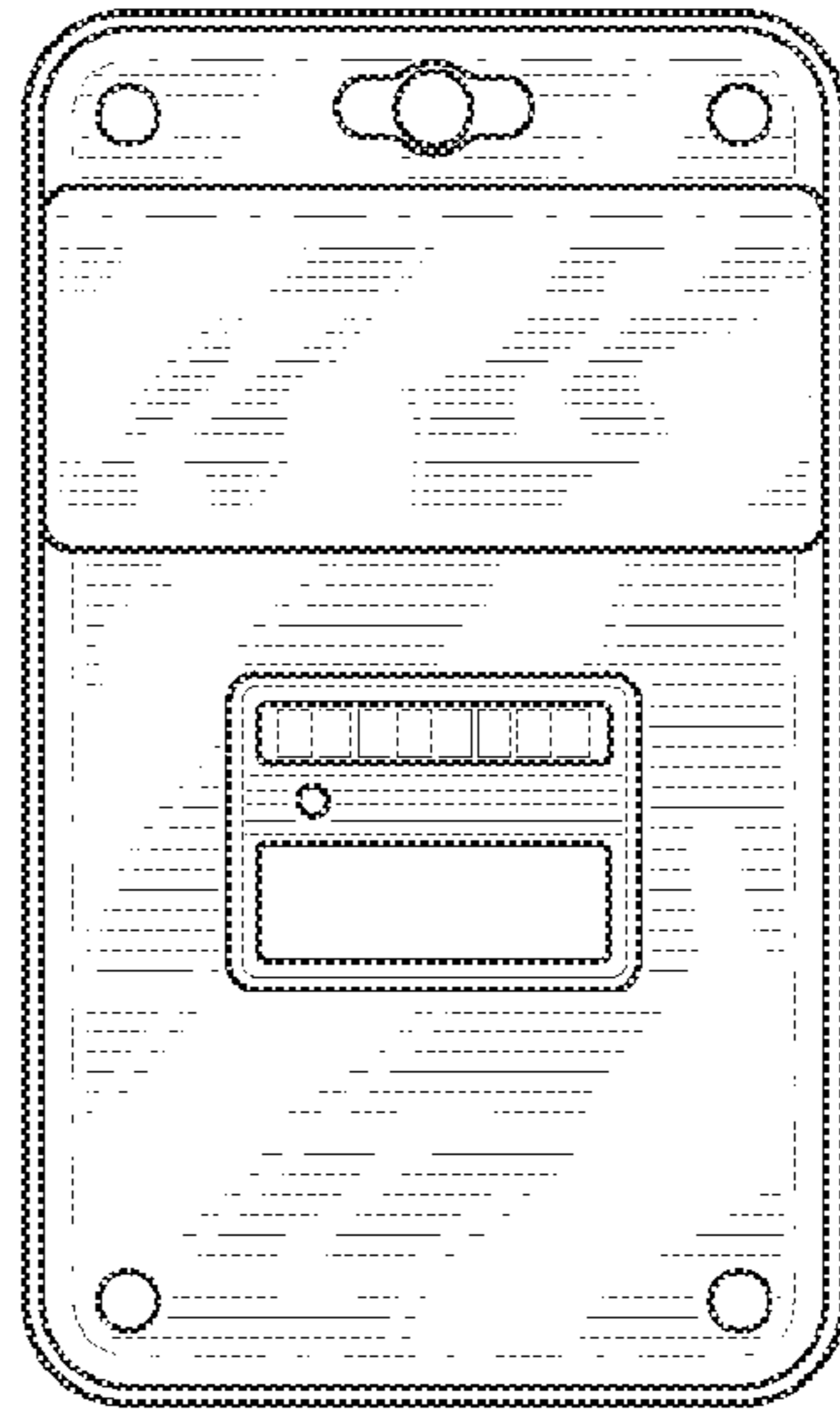


FIG. 3

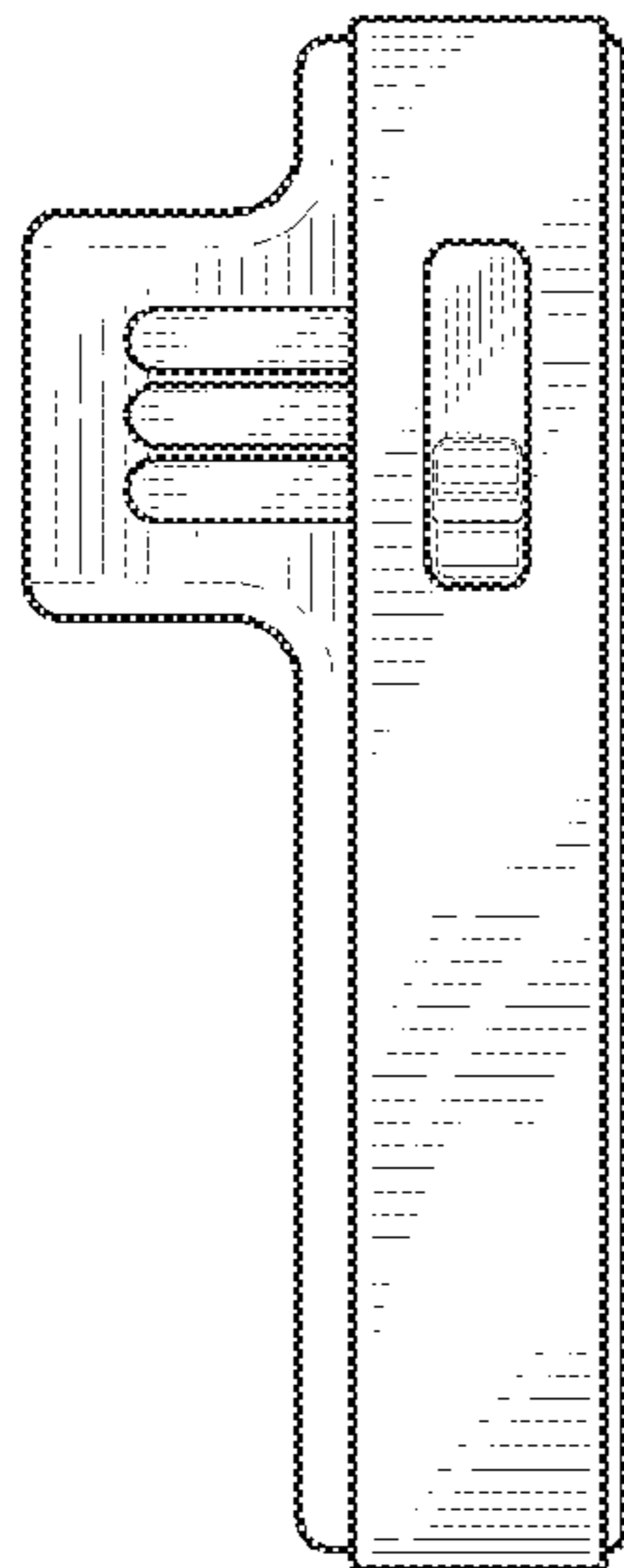


FIG. 4

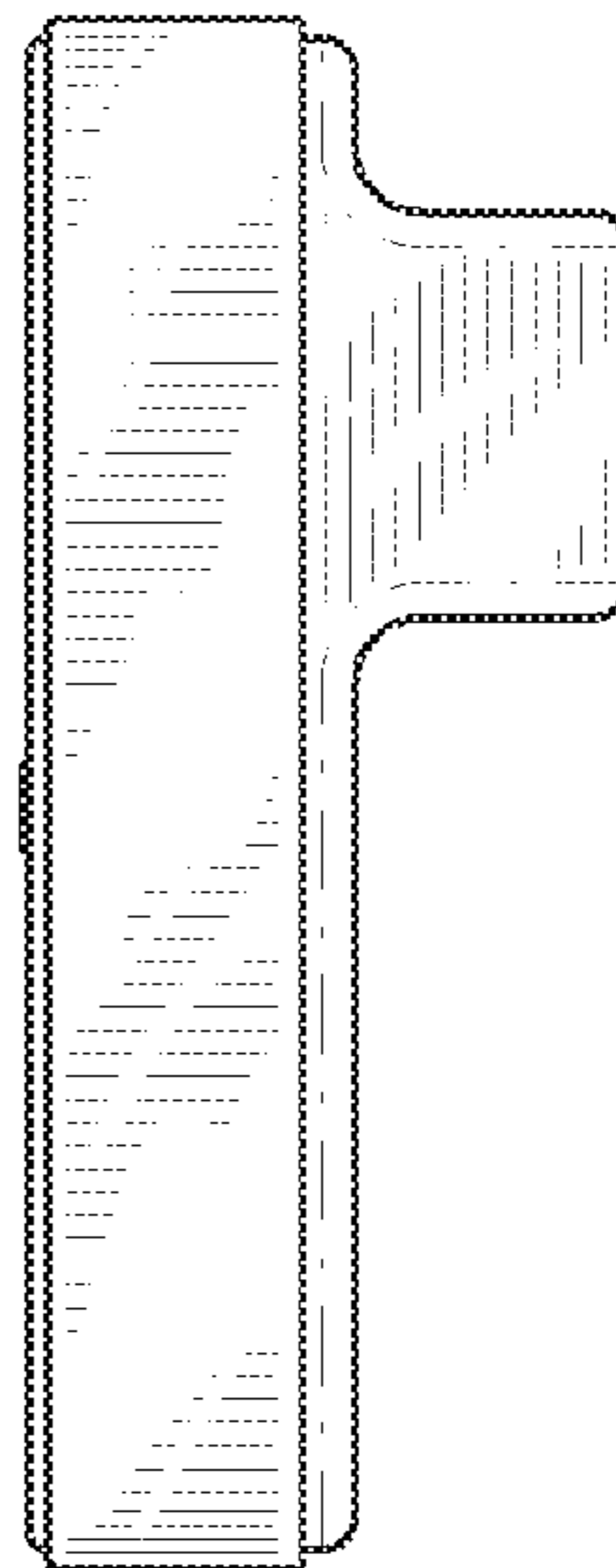


FIG. 5




FIG. 6

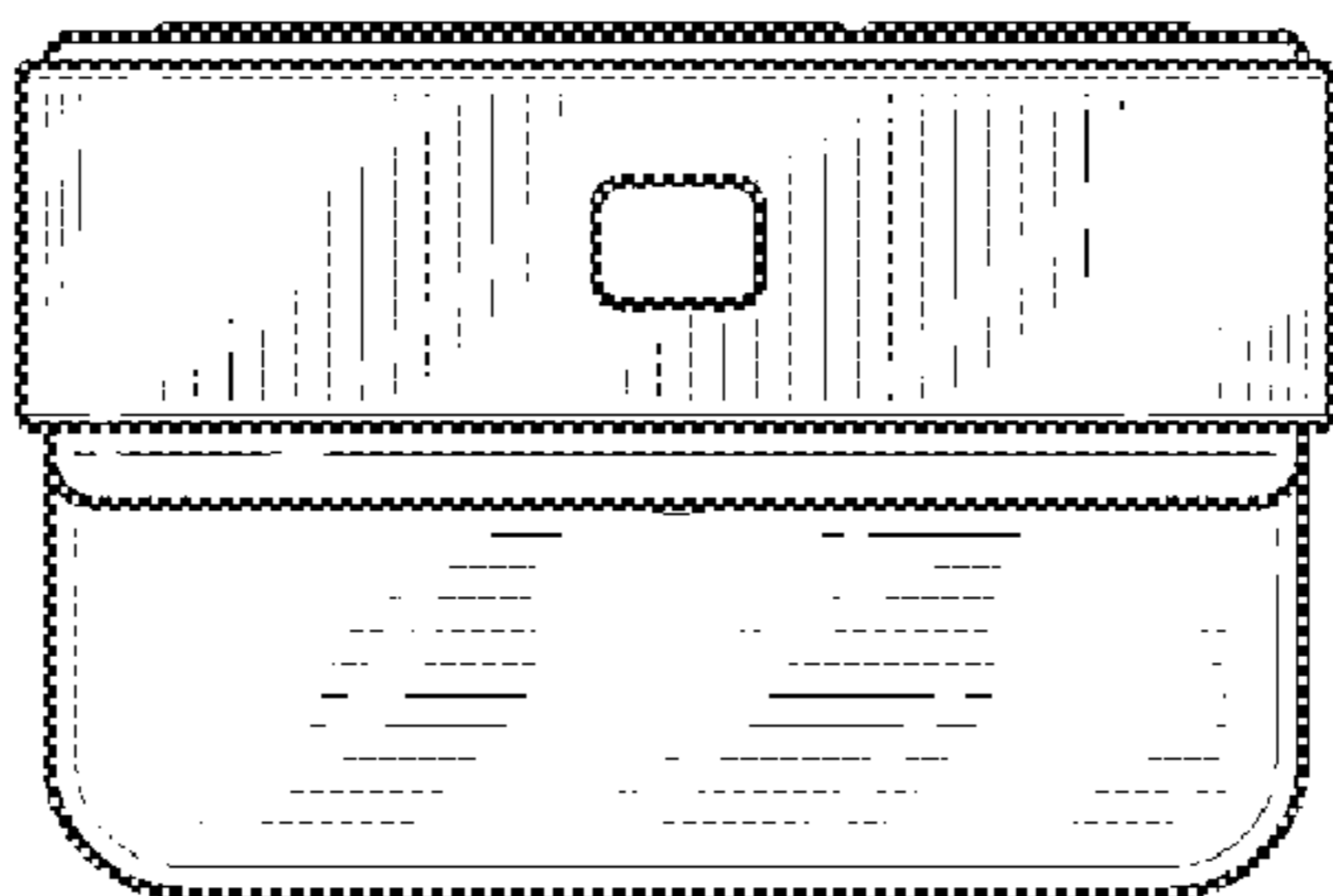


FIG. 7