



US00D597862S

(12) **United States Design Patent**
Cowen et al.

(10) **Patent No.:** **US D597,862 S**
(45) **Date of Patent:** **** Aug. 11, 2009**

(54) **SCOREBOARD IN THE FORM OF A PENNANT**

(75) Inventors: **Michael C. Cowen**, Murray, KY (US);
Clay Perkins, New Concord, KY (US)

(73) Assignee: **Innovative Display Products, LLC**,
Murray, KY (US)

(**) Term: **14 Years**

(21) Appl. No.: **29/333,073**

(22) Filed: **Mar. 2, 2009**

Related U.S. Application Data

(63) Continuation of application No. 29/318,485, filed on
May 20, 2008, now Pat. No. Des. 587,601.

(51) **LOC (9) Cl.** **21-01**

(52) **U.S. Cl.** **D10/46.1**

(58) **Field of Classification Search** D10/46.1,
D10/46; D21/324, 333, 606, 780, 781, 788,
D21/789; 116/222-225, 173-175, DIG. 1,
116/DIG. 3; 235/1 B; 446/268

See application file for complete search history.

(56) **References Cited**

U.S. PATENT DOCUMENTS

1,672,134 A * 6/1928 Pitt et al. 116/175
D134,583 S * 12/1942 Woodward D11/168
2,385,878 A 10/1945 Nicoletto
D169,585 S * 5/1953 Goodstein D25/55
D265,389 S 7/1982 Ornatek

D283,600 S * 4/1986 Hammond D10/46.1
4,986,295 A * 1/1991 Kellner 135/66
D326,432 S 5/1992 McNulty
5,207,174 A * 5/1993 Fabbrini 116/173
5,706,756 A 1/1998 Cunningham et al.
5,881,391 A * 3/1999 Mullaney 2/209.13
6,598,558 B2 7/2003 Griffin
6,808,098 B1 10/2004 Bickett, III et al.
6,866,002 B1 3/2005 Christy et al.
7,059,265 B2 6/2006 Lehman
D529,557 S 10/2006 Greenwald
2002/0005003 A1 1/2002 Griffin
2008/0149018 A1 6/2008 Sherrod

* cited by examiner

Primary Examiner—Prabhakar Deshmukh

(74) *Attorney, Agent, or Firm*—Christie, Parker & Hale, LLP.

(57) **CLAIM**

The ornamental design for a scoreboard in the form of a pennant, as shown and described.

DESCRIPTION

FIG. 1 is a front elevational view of a scoreboard in the form of a pennant;

FIG. 2 is a top plan view thereof;

FIG. 3 is a bottom plan view thereof;

FIG. 4 is a side elevational view thereof; and,

FIG. 5 is another side elevational view thereof.

The broken lines environment is for illustrative purpose only and forms no part of the claimed design.

1 Claim, 1 Drawing Sheet

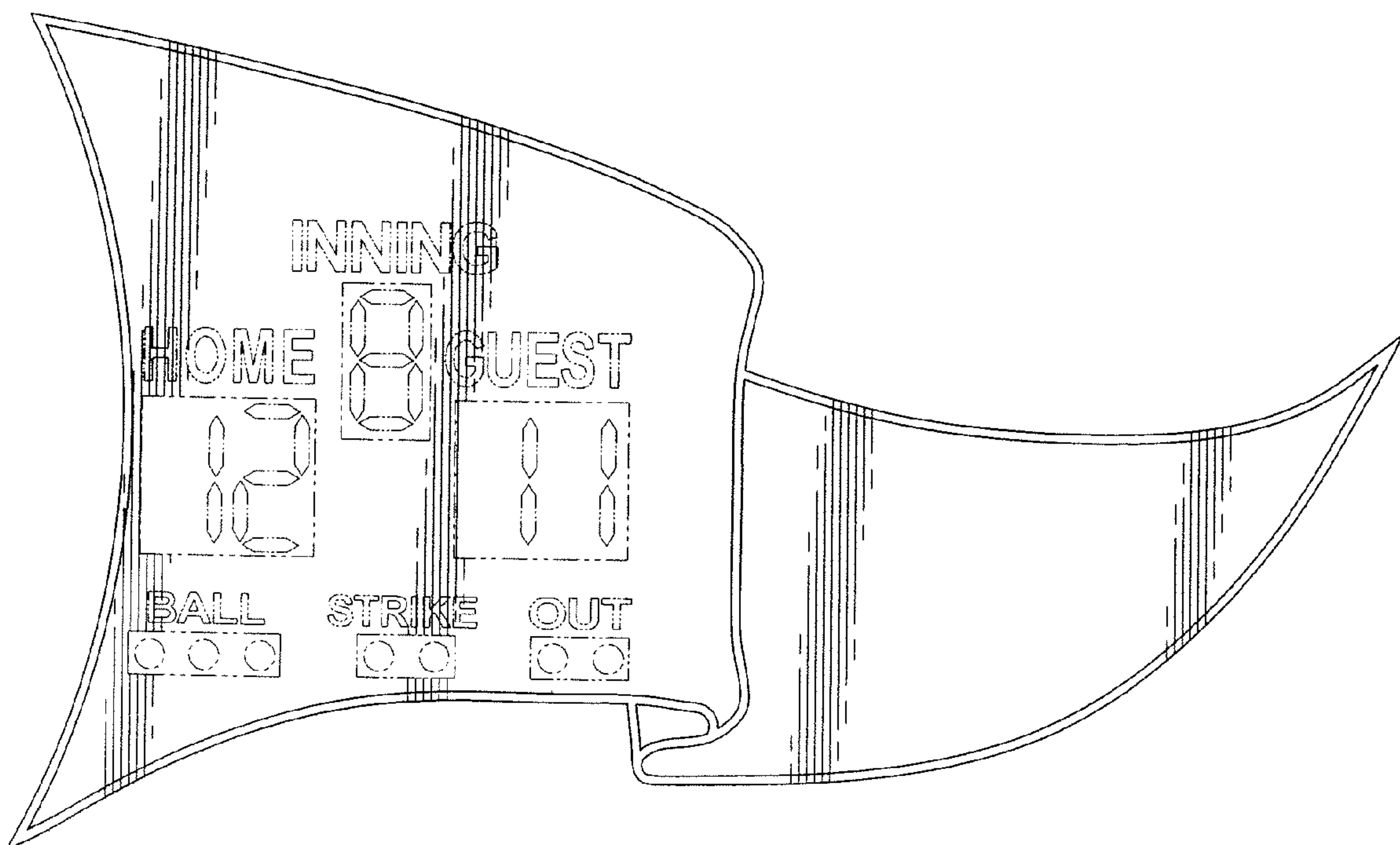


FIG. 2




FIG. 4

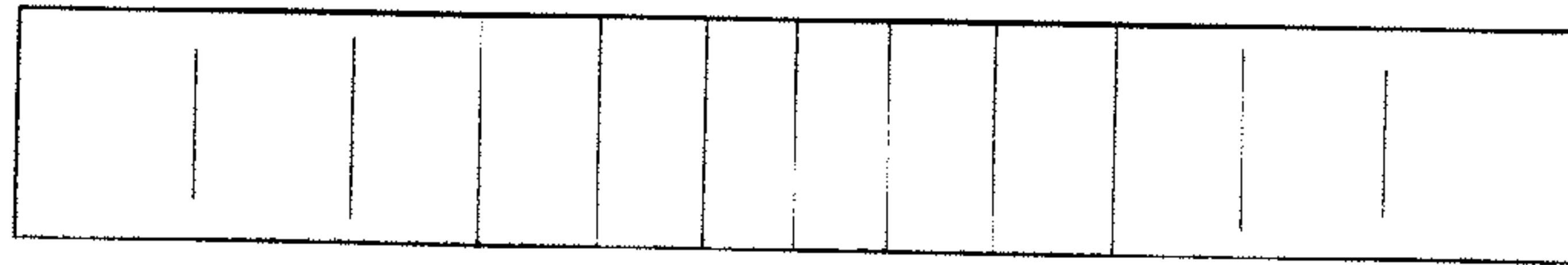


FIG. 5




FIG. 1

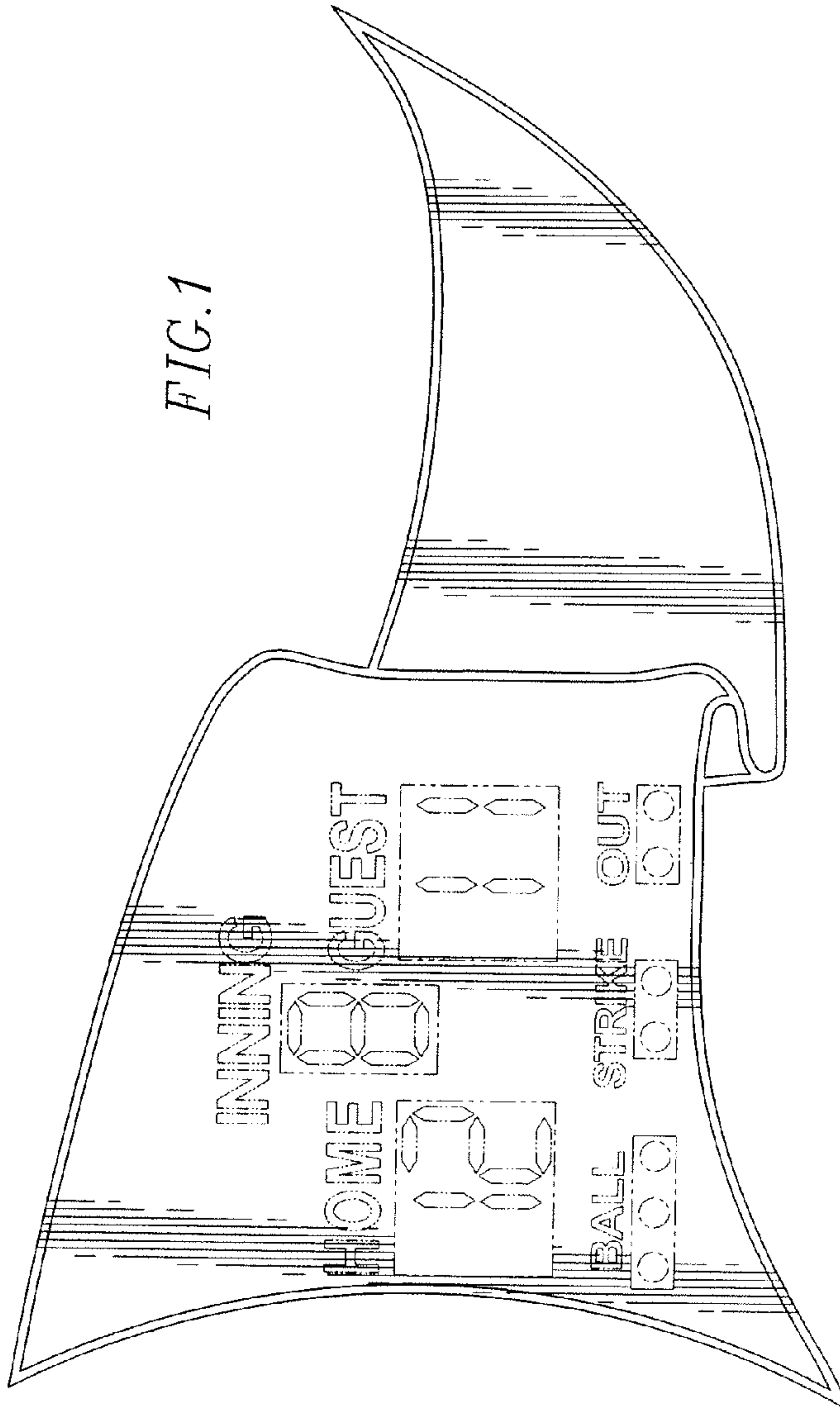


FIG. 3

