



US00D597857S

(12) **United States Design Patent**  
**Lin**

(10) **Patent No.:** **US D597,857 S**

(45) **Date of Patent:** **\*\* \*Aug. 11, 2009**

(54) **AIRTIGHT MICROWAVEABLE  
SELF-VENTING RECLOSABLE POUCH**

D545,217 S \* 6/2007 Jeric et al. .... D9/709  
D555,009 S \* 11/2007 Lin ..... D9/707

(76) Inventor: **David Lin**, No. 71, Lane 53, Kuang-Hwa Road, Shanhua, Tainan County (TW)

\* cited by examiner

(\* ) Notice: This patent is subject to a terminal disclaimer.

*Primary Examiner*—Caron Veynar  
*Assistant Examiner*—Abraham Bahta  
(74) *Attorney, Agent, or Firm*—Alan Kamrath; Kamrath & Associates PA

(\*\*) Term: **14 Years**

(57) **CLAIM**

(21) Appl. No.: **29/285,277**

The ornamental design for an airtight microwaveable self-venting reclosable pouch, as shown and described.

(22) Filed: **Mar. 26, 2007**

(51) **LOC (9) Cl.** ..... **09-05**

(52) **U.S. Cl.** ..... **D9/709**

(58) **Field of Classification Search** ..... D9/703–710,  
D9/713–714, 720–722, 424, 430–433, 414,  
D9/418; 383/103, 107, 114, 200, 203, 205,  
383/84, 113, 45, 47, 100, 108; 229/87.06,  
229/87.08, 200

See application file for complete search history.

**DESCRIPTION**

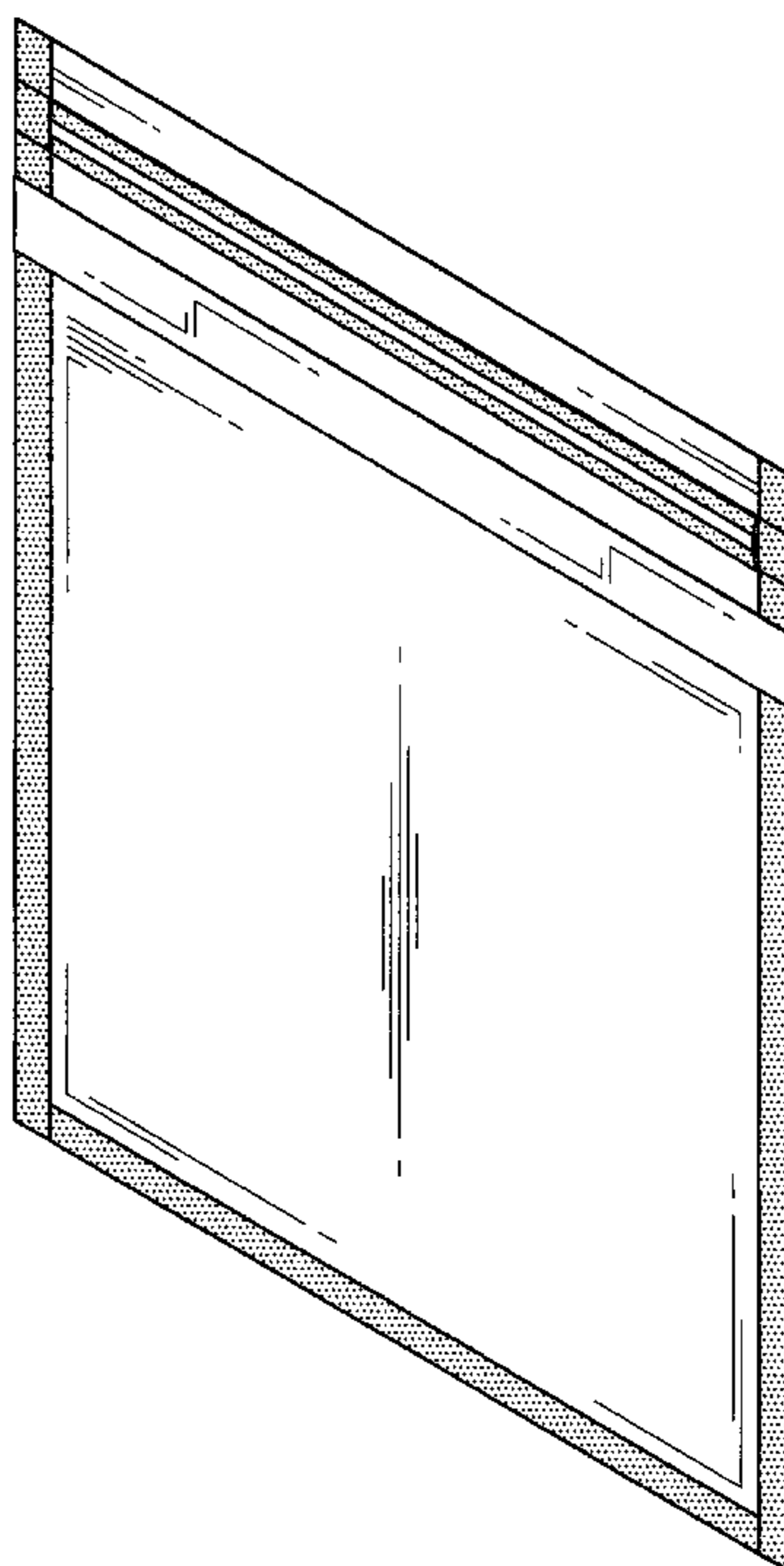
FIG. 1 is a perspective view of an airtight microwaveable self-venting reclosable pouch showing my new design;  
FIG. 2 is a front side elevational view thereof;  
FIG. 3 is a rear side elevational view thereof;  
FIG. 4 is a left side elevational view thereof;  
FIG. 5 is a right side elevational view thereof;  
FIG. 6 is a top plan view thereof;  
FIG. 7 is a bottom plan view thereof;  
FIG. 8 is an enlarged view of the portion of FIG. 5 indicated by a dashed circle 8;  
FIG. 9 is an enlarged view of the portion of FIG. 5 indicated by a dashed circle 9; and,  
FIG. 10 is a perspective view of the airtight microwaveable self-venting reclosable pouch showing a tab on a venting zone being released.

(56) **References Cited**

**U.S. PATENT DOCUMENTS**

5,419,638	A *	5/1995	Jamison	.....	383/100
6,074,097	A *	6/2000	Hayashi et al.	.....	383/209
D429,459	S *	8/2000	Berman	.....	D9/707
D473,131	S *	4/2003	Berman	.....	D9/707
D501,410	S *	2/2005	Lin	.....	D9/707
D513,192	S *	12/2005	Lin	.....	D9/702
6,983,845	B2 *	1/2006	Shah et al.	.....	206/524.8
7,004,632	B2 *	2/2006	Hamilton et al.	.....	383/103
D541,668	S *	5/2007	Pokusa et al.	.....	D9/709
D541,669	S *	5/2007	Pokusa et al.	.....	D9/709

**1 Claim, 5 Drawing Sheets**



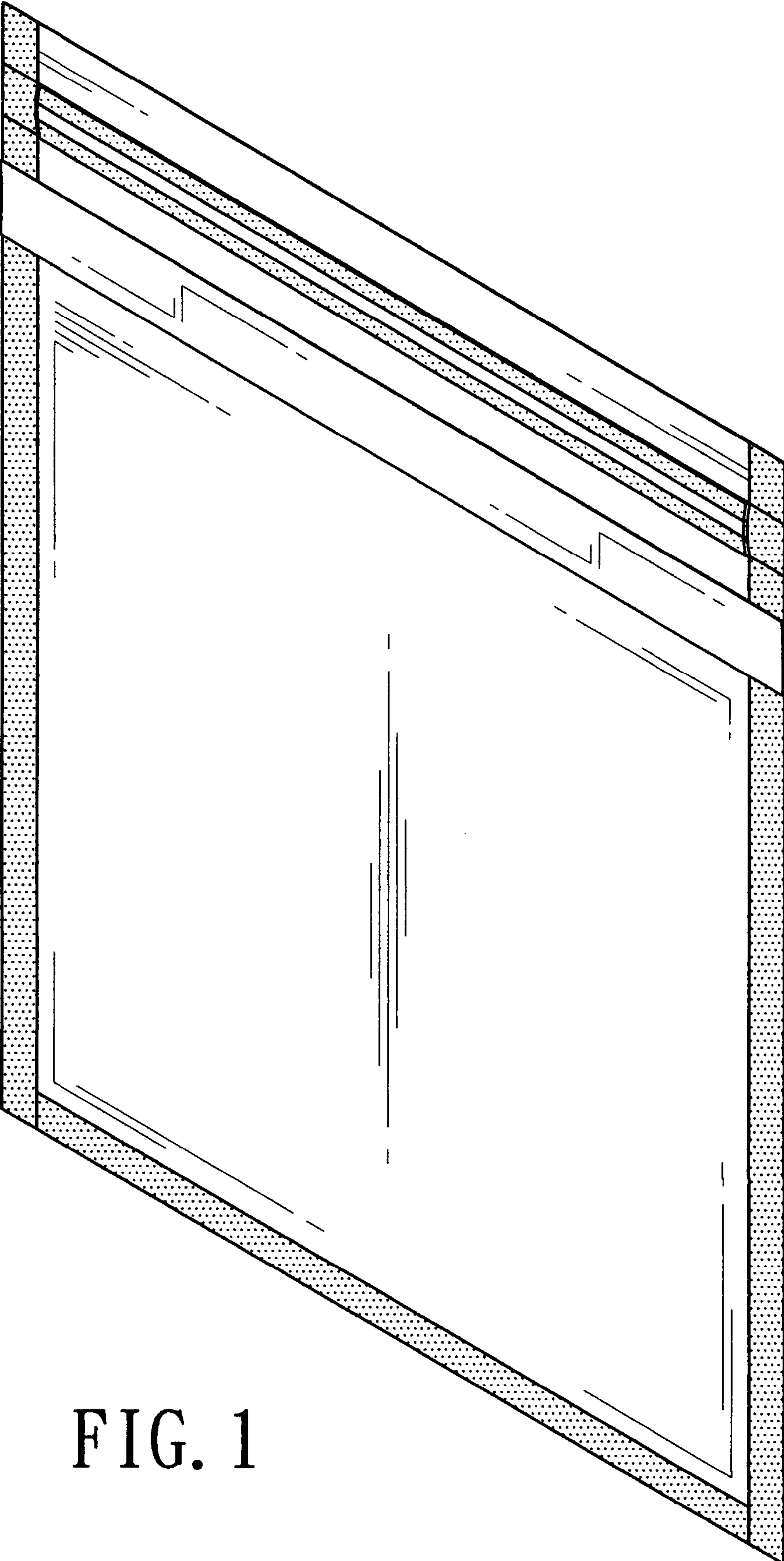


FIG. 1

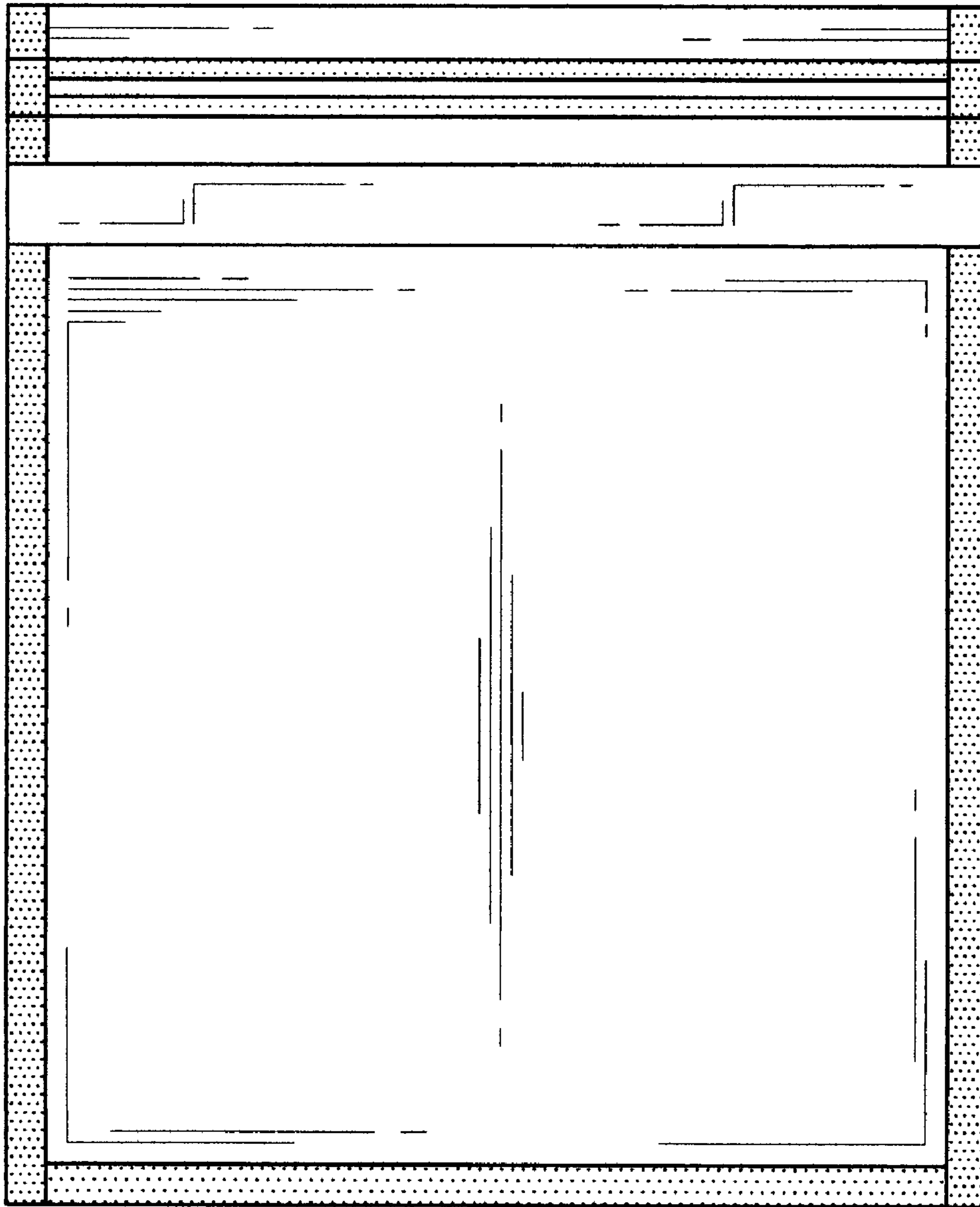


FIG. 2

---

FIG. 6




FIG. 3

---

FIG. 7



FIG. 4




FIG. 5

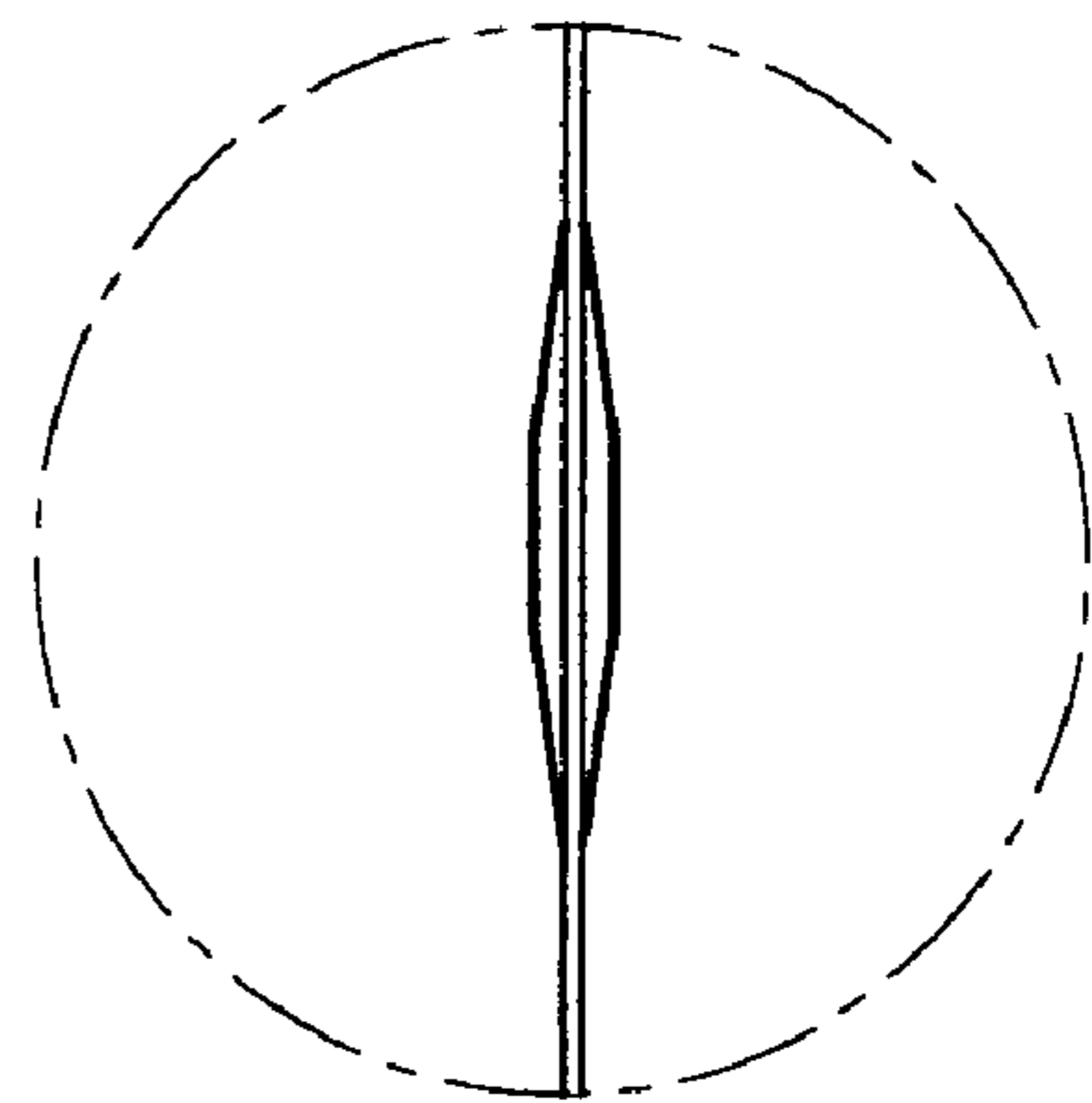


FIG. 8

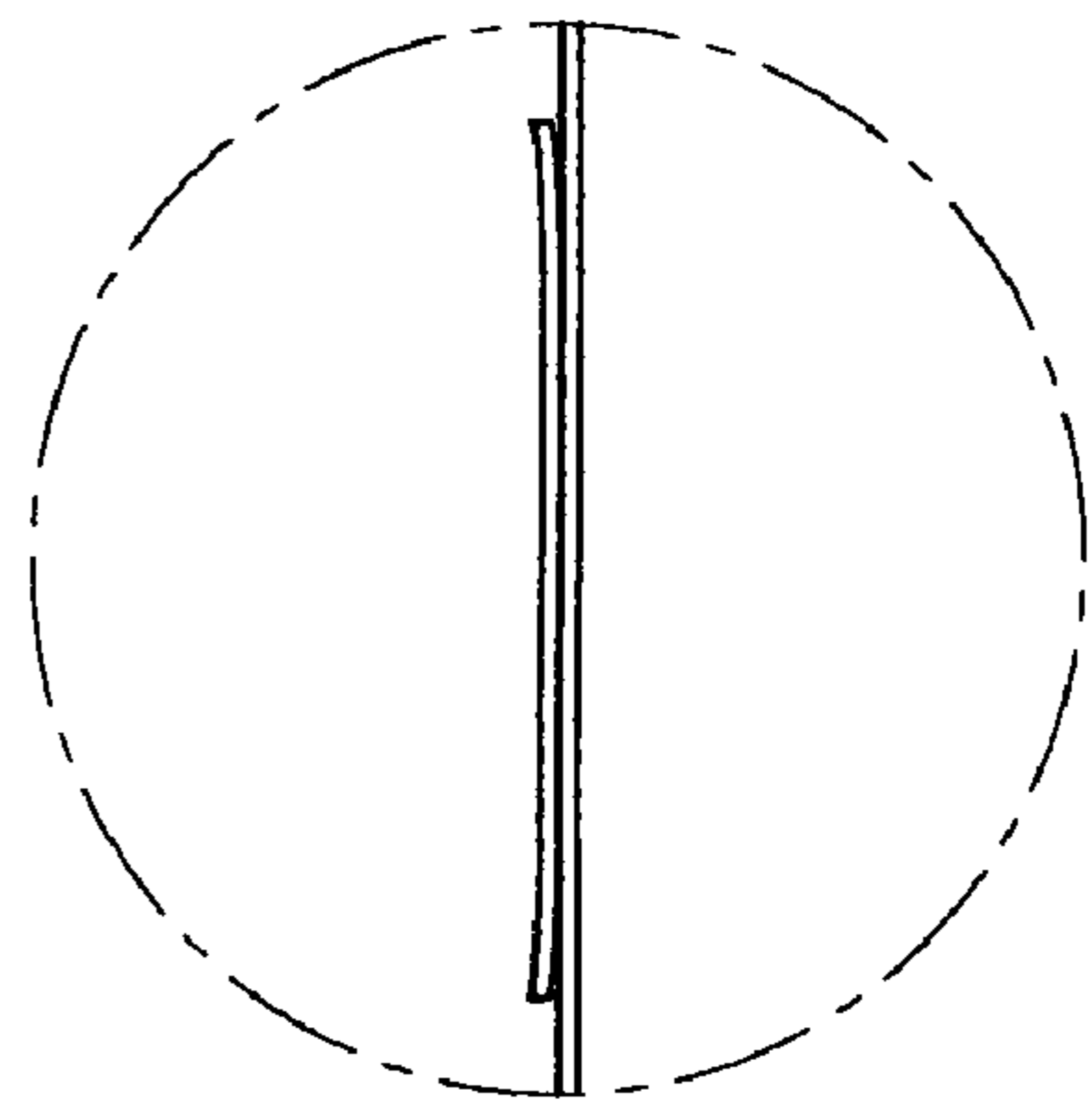


FIG. 9

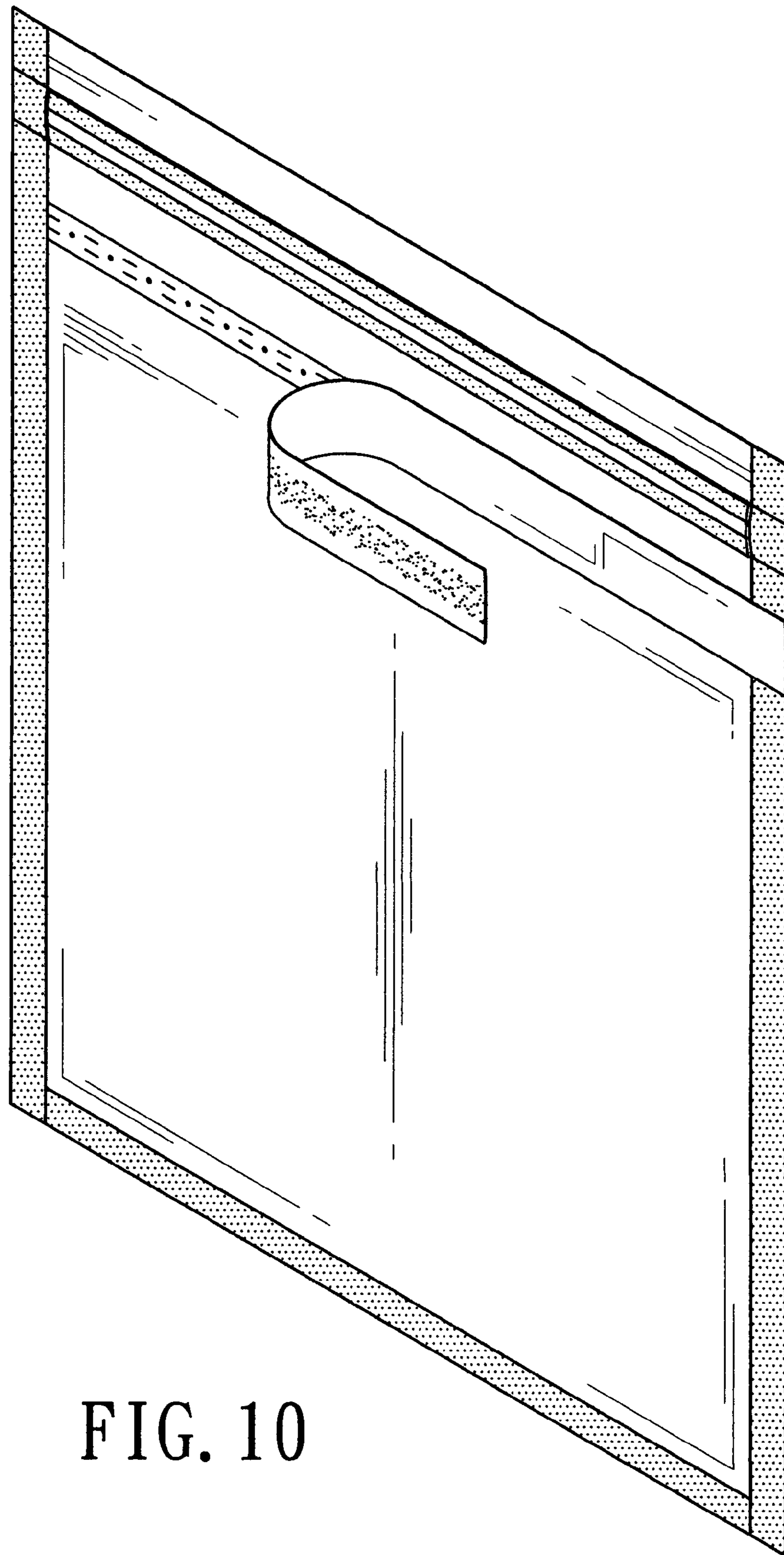


FIG. 10