



US00D597856S

(12) **United States Design Patent**
Sherrill et al.

(10) **Patent No.:** **US D597,856 S**

(45) **Date of Patent:** **** Aug. 11, 2009**

(54) **FLEXIBLE STAND-UP POUCH**

(75) Inventors: **Amy Whiteman Sherrill**, Mableton, GA (US); **Terri Lei Gunder**, Lawrenceville, GA (US)

(73) Assignees: **The Coca-Cola Company**, Atlanta, GA (US); **PrintPack Illinois, Inc.**, Elgin, IL (US)

(**) Term: **14 Years**

(21) Appl. No.: **29/330,365**

(22) Filed: **Jan. 6, 2009**

(51) **LOC (9) Cl.** **09-05**

(52) **U.S. Cl.** **D9/708**

(58) **Field of Classification Search** D9/703, D9/705, 708, 443, 447, 499, 516-617, 523-524, D9/526-528, 530, 719, 572; 222/92, 210, 222/212, 215; D23/211.1, 212; 220/200, 220/260, 288, 768, 901; 206/815; 215/200, 215/217-218, 382-385, 396, 371; D7/312, D7/321; 383/61.1, 80-81, 104, 901; 428/35.2
See application file for complete search history.

(56) **References Cited**

U.S. PATENT DOCUMENTS

994,287 A	6/1911	Thorning	
1,341,157 A	5/1920	Sublett	
1,580,705 A	4/1926	Wittmann	
1,596,355 A	8/1926	Simon	
1,623,107 A	4/1927	Goodykoontz	
1,696,138 A	12/1928	Day et al.	
1,897,438 A	2/1933	Mykol	
2,260,008 A	10/1941	Michel	
D194,806 S *	3/1963	Kracht, Jr. D9/520
3,642,189 A	2/1972	Widenback	
3,930,286 A	1/1976	McGowen	

(Continued)

FOREIGN PATENT DOCUMENTS

JP 03242156 A 10/1991

Primary Examiner—Caron Veynar

Assistant Examiner—Abraham Bahta

(74) *Attorney, Agent, or Firm*—Sutherland Asbill & Brennan LLP

(57) **CLAIM**

The ornamental design for a flexible stand-up pouch, as shown and described.

DESCRIPTION

FIG. 1 is a perspective view of the flexible stand-up pouch showing our new design;

FIG. 2 is a side elevational view of one side of the flexible stand-up pouch of FIG. 1;

FIG. 3 is a top plan view of the flexible stand-up pouch of FIG. 1;

FIG. 4 is a side elevational view of yet another side of the flexible stand-up pouch of FIG. 1;

FIG. 5 is a side elevational view of yet another side of the flexible stand-up pouch of FIG. 1;

FIG. 6 is a bottom plan view of the flexible stand-up pouch of FIG. 1;

FIG. 7 is a perspective view of the flexible stand-up pouch expanded by contents within it;

FIG. 8 is a side elevational view of one side of the flexible stand-up pouch expanded by contents within it of FIG. 7;

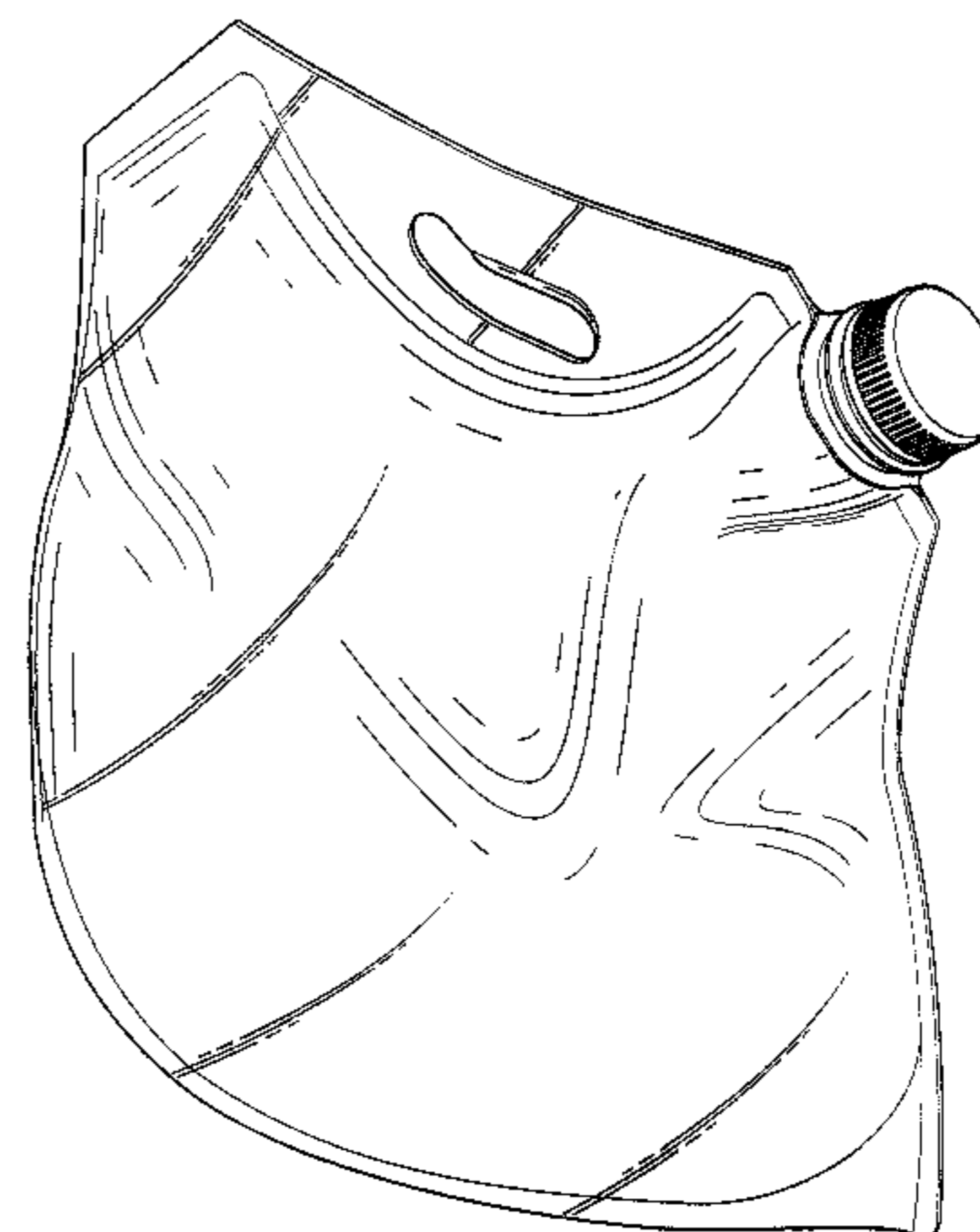
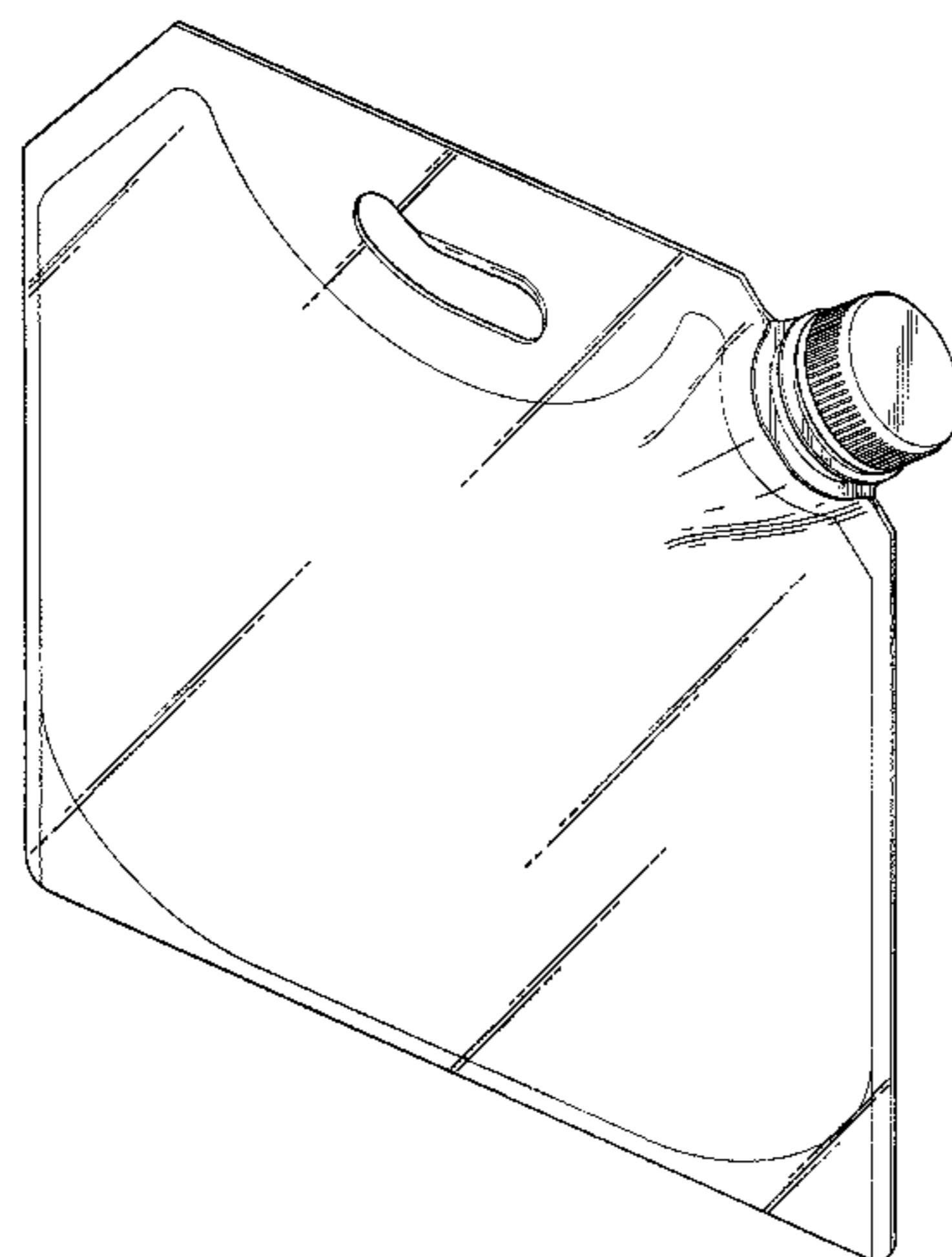
FIG. 9 is a top plan view of the flexible stand-up pouch expanded by contents within it of FIG. 7;

FIG. 10 is a side elevational view of yet another side of the flexible stand-up pouch expanded by contents within it of FIG. 7;

FIG. 11 is a side elevational view of yet another side of the flexible stand-up pouch expanded by contents within it of FIG. 7; and,

FIG. 12 is a bottom plan view of the flexible stand-up pouch expanded by contents within it of FIG. 7.

1 Claim, 7 Drawing Sheets



US D597,856 S

Page 2

U.S. PATENT DOCUMENTS

4,193,518	A	3/1980	Holmes		6,200,300	B1	3/2001	Petrikis et al.	
D287,226	S *	12/1986	Lyons	D9/520	6,247,619	B1	6/2001	Gill et al.	
4,688,643	A	8/1987	Carter et al.		D465,726	S *	11/2002	Tet	D9/708
D296,420	S *	6/1988	Frahm et al.	D9/522	D469,018	S *	1/2003	Allanson et al.	D9/527
4,836,416	A	6/1989	Shalgi et al.		6,729,369	B2	5/2004	Neas	
4,837,849	A	6/1989	Erickson et al.		D496,864	S *	10/2004	Reynolds	D9/528
D303,355	S *	9/1989	Fick	D9/521	D510,871	S *	10/2005	Nielson	D9/527
4,911,562	A	3/1990	Mazzeschi		7,055,720	B1	6/2006	Pritchard	
5,115,947	A	5/1992	McDonnell et al.		7,073,688	B2	7/2006	Choi	
5,302,029	A	4/1994	Weber et al.		D537,732	S *	3/2007	Rosen	D9/707
D377,604	S *	1/1997	Salmon et al.	D9/528	D570,709	S *	6/2008	Henri, Jr.	D9/719
5,806,719	A	9/1998	Witty et al.		2001/0035430	A1	11/2001	Litscher	
5,843,540	A	12/1998	Heydarpour et al.		2002/0076471	A1	6/2002	Olsson	
5,913,456	A	6/1999	Dikeman		2005/0178797	A1	8/2005	Chen	
5,918,964	A	7/1999	LaFleur et al.		2006/0126973	A1	6/2006	Kucharski	
D433,635	S *	11/2000	Chrisco et al.	D9/527	2007/0133909	A1	6/2007	Arvizu	
D434,328	S *	11/2000	Chrisco et al.	D9/527					

* cited by examiner

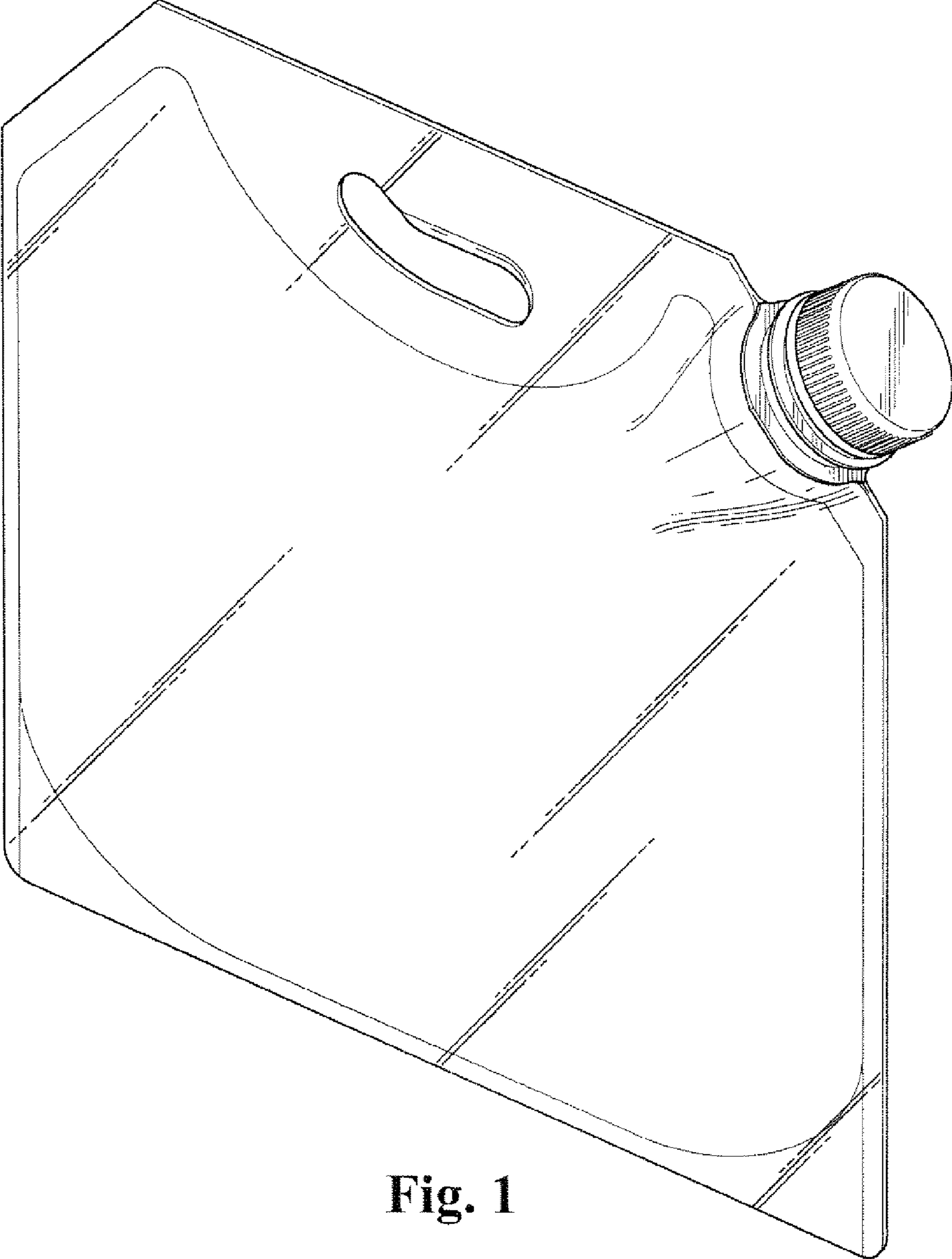


Fig. 1

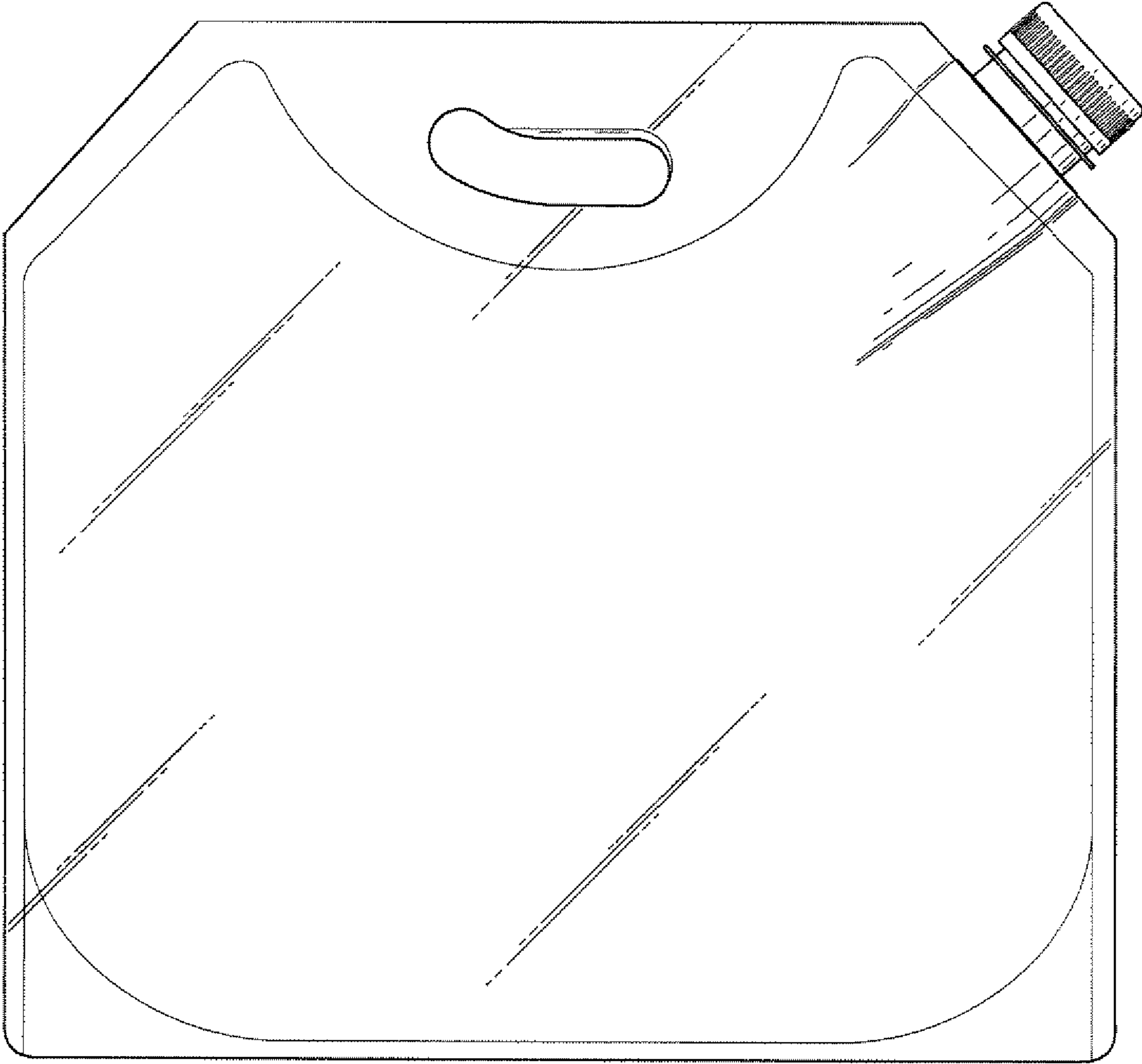


Fig. 2

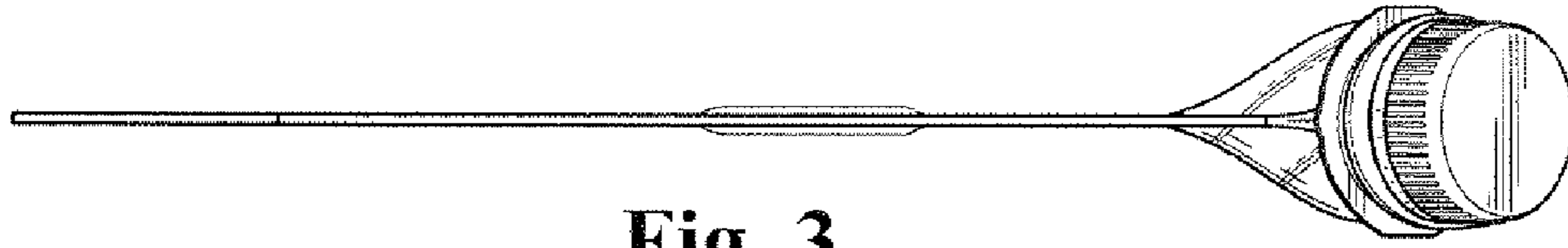


Fig. 3




Fig. 4

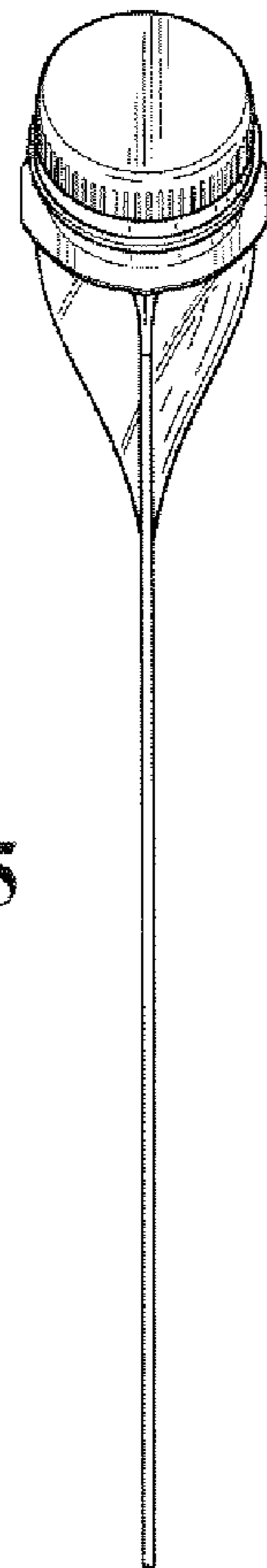


Fig. 5



Fig. 6

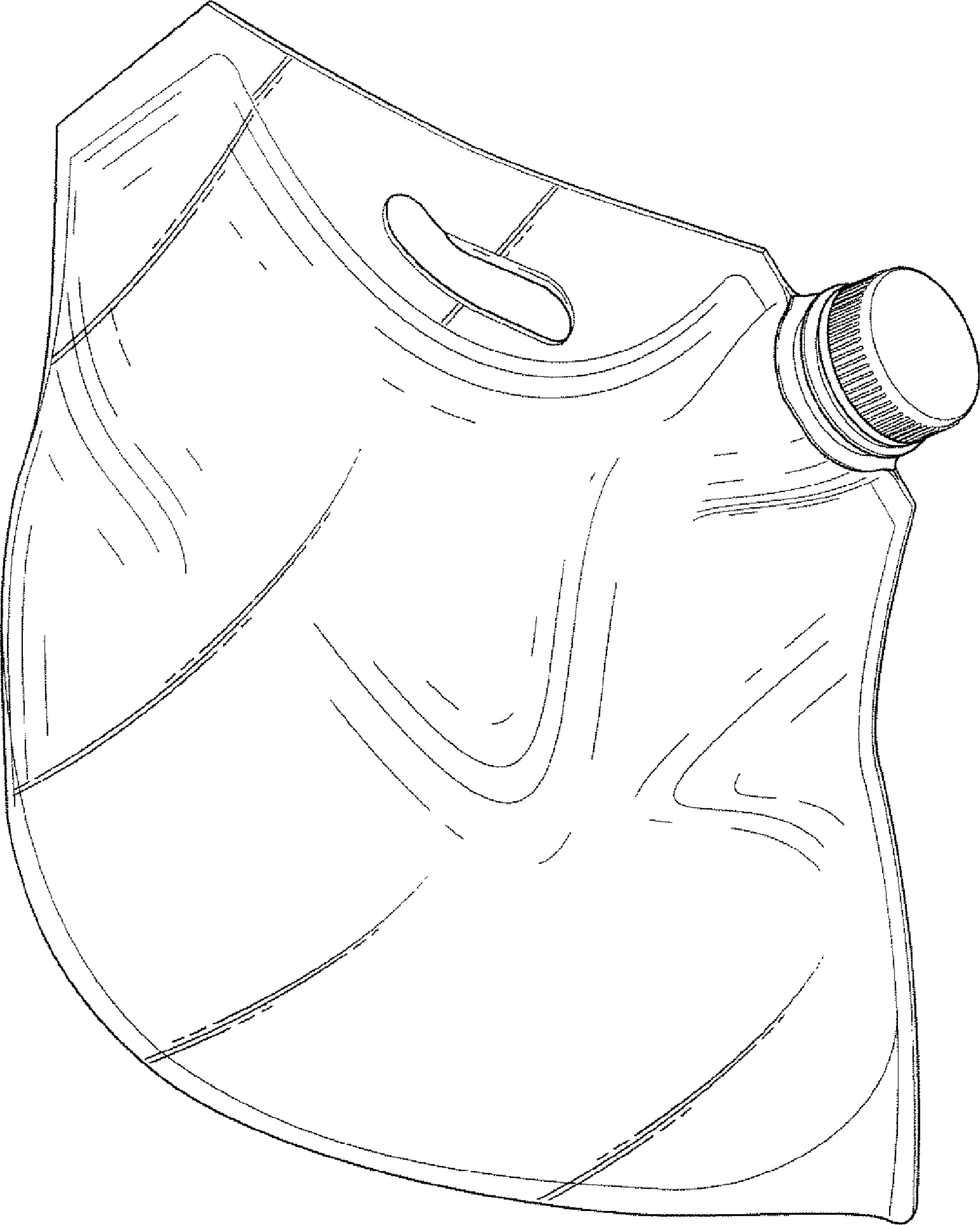


Fig. 7

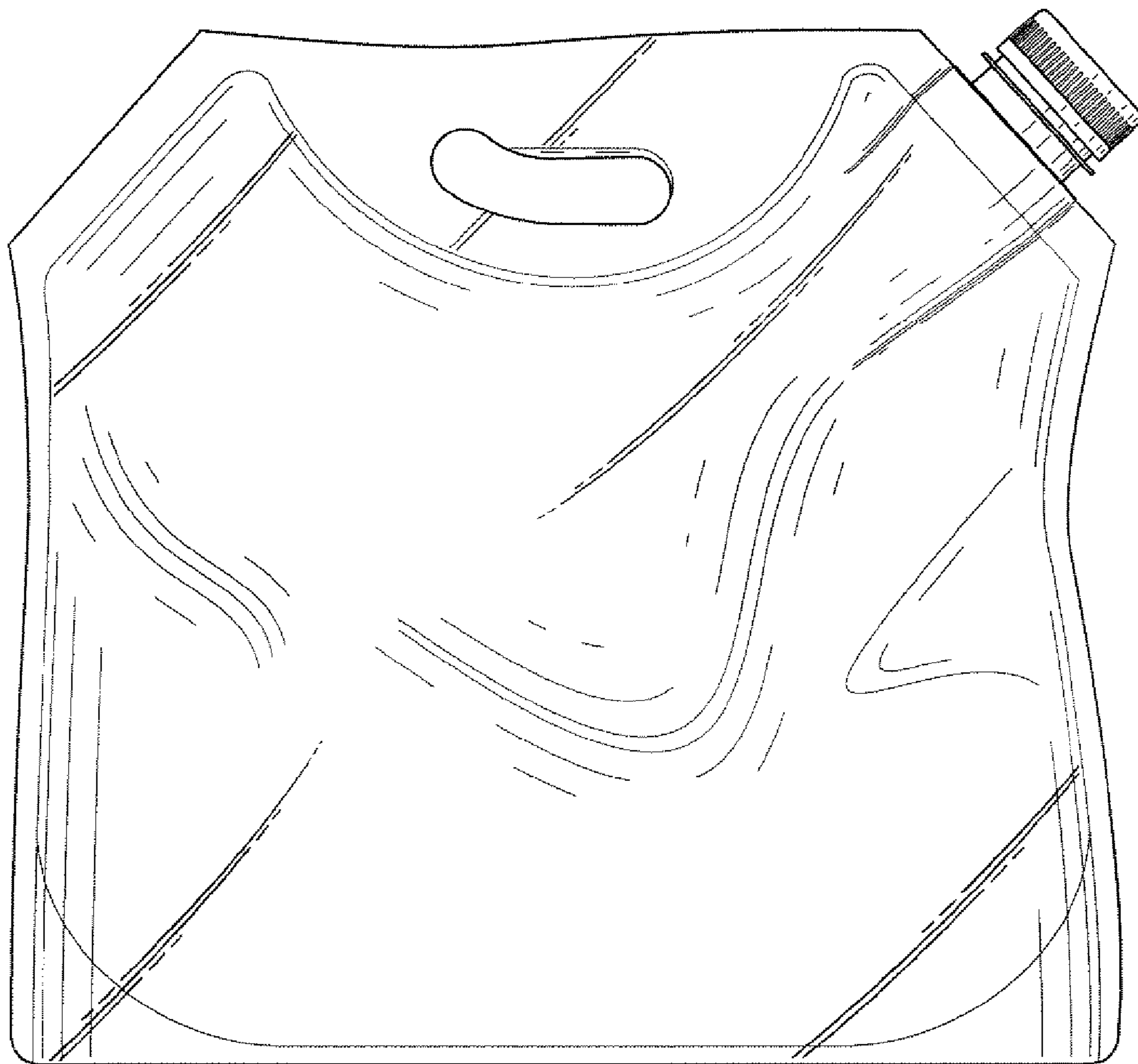


Fig. 8

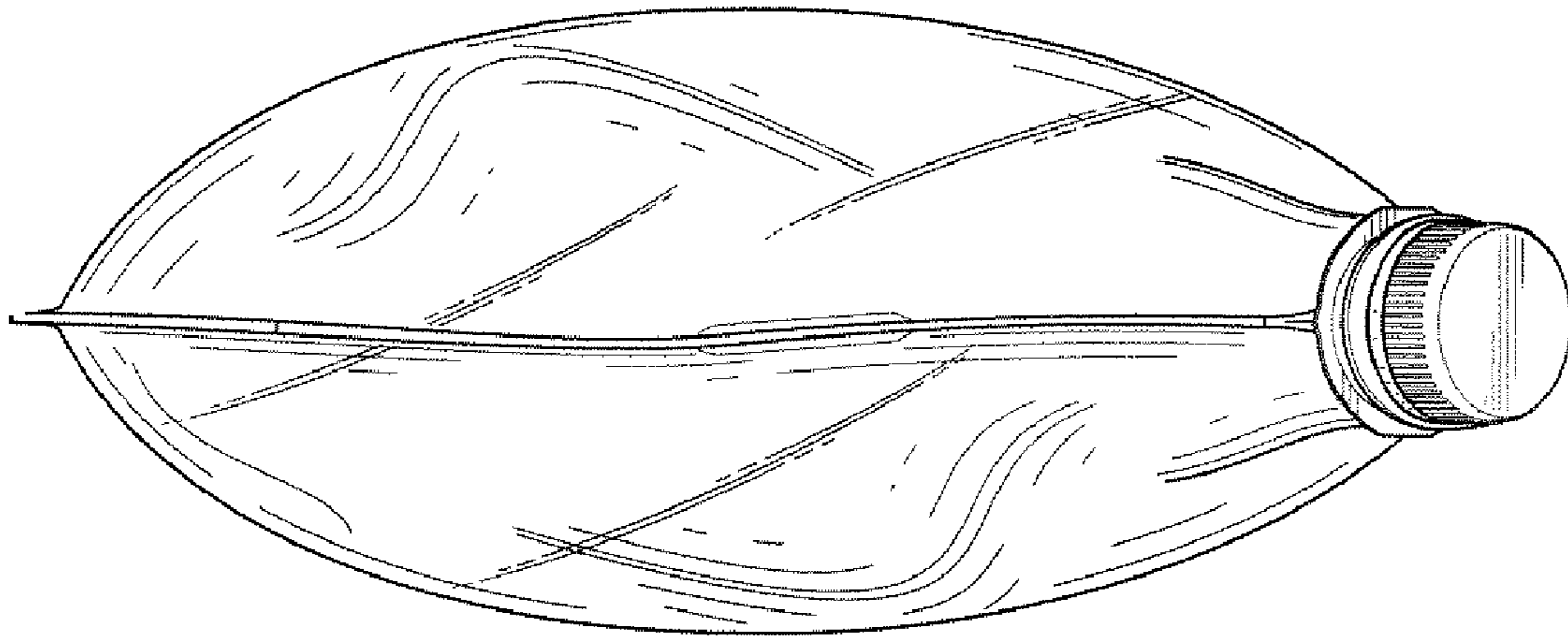


Fig. 9



Fig. 10

Fig. 11

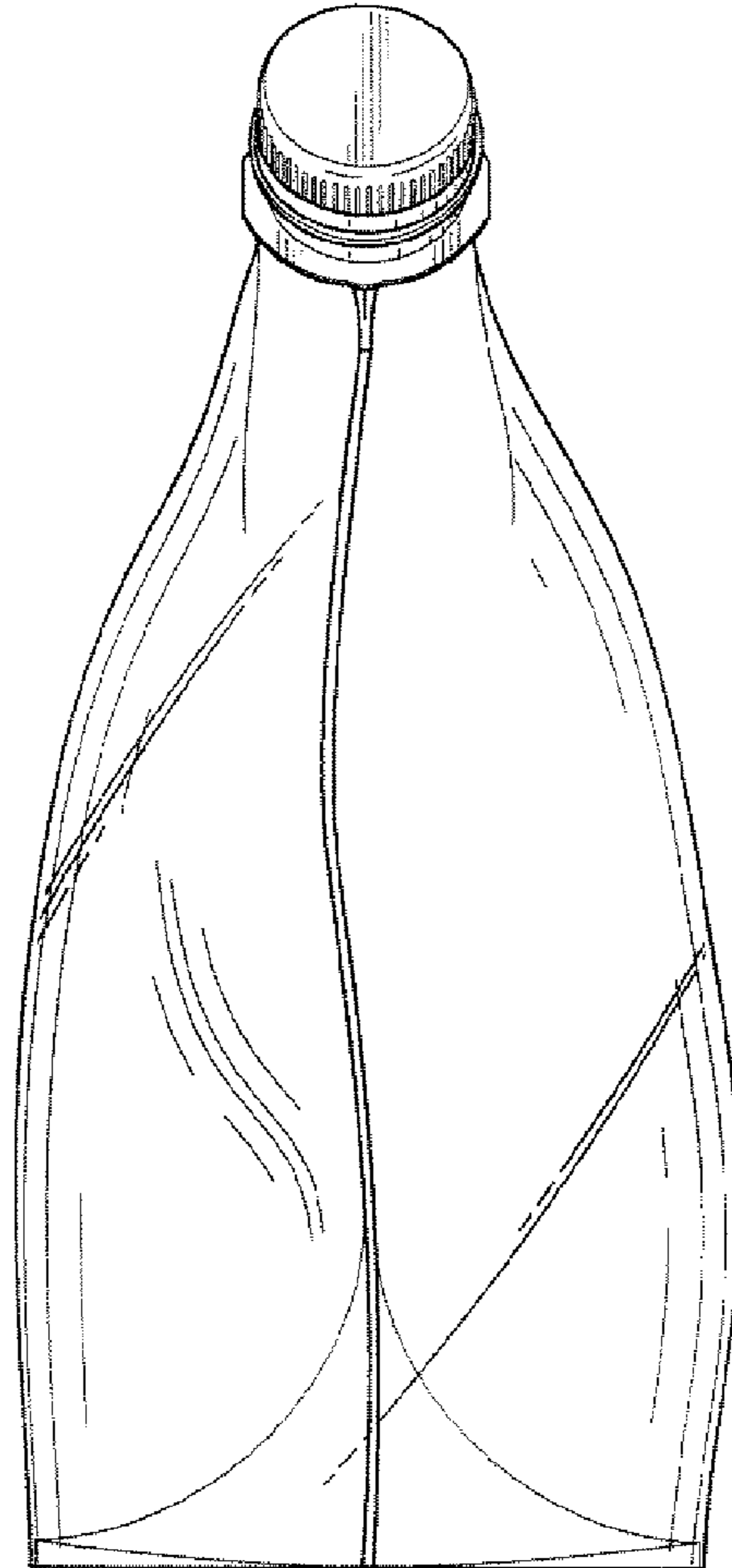


Fig. 12

