

US00D597849S

(12) **United States Design Patent**
Aoyagi et al.

(10) **Patent No.:** **US D597,849 S**
(45) **Date of Patent:** **** Aug. 11, 2009**

(54) **BOTTLE**

(75) Inventors: **Osamu Aoyagi**, Kanagawa (JP); **Satoshi Kuboi**, Kawasaki (JP)

(73) Assignee: **The Coca-Cola Company**, Atlanta, GA (US)

(**) Term: **14 Years**

(21) Appl. No.: **29/294,167**

(22) Filed: **Dec. 27, 2007**

(51) **LOC (9) Cl.** **09-01**

(52) **U.S. Cl.** **D9/566; D9/569; D9/570;**
D9/571; D9/574; D9/520

(58) **Field of Classification Search** D9/500,
D9/516, 519, 521–522, 524, 529–530, 537–543,
D9/544–547, 549, 551–554, 556–557, 559–561,
D9/564–567, 569–575, 682–694, 452, 454;
215/382–384

See application file for complete search history.

(56) **References Cited**

U.S. PATENT DOCUMENTS

D203,883 S *	2/1966	Wood	D9/543
D294,679 S *	3/1988	Griesing et al.	D9/560 X
D307,393 S *	4/1990	Conrad	D9/566 X
D307,710 S *	5/1990	Mittleman	D9/667
D374,826 S *	10/1996	Mackinson et al.	D9/542
D407,649 S *	4/1999	McCallister et al.	D9/570 X
D411,803 S *	7/1999	Guertin	D9/542 X
D423,940 S *	5/2000	Chimetto	D9/541
D441,295 S *	5/2001	Krich	D9/542
6,513,669 B2 *	2/2003	Ozawa et al.	215/282 X
D482,625 S *	11/2003	Crawford et al.	D9/564
D525,529 S *	7/2006	Oguchi et al.	D9/566 X
D527,649 S *	9/2006	Sasaki et al.	D9/570
D528,427 S *	9/2006	Sasaki et al.	D9/541 X
D532,694 S *	11/2006	Darr et al.	D9/566
D536,985 S *	2/2007	Forget	D9/541
D557,139 S *	12/2007	Pierre	D9/545 X

7,318,533 B2 *	1/2008	Kelley	215/384
D568,169 S *	5/2008	Sasaki et al.	D9/570
D578,400 S *	10/2008	Sasaki et al.	D9/542
D582,284 S *	12/2008	Ogg	D9/530
D586,224 S *	2/2009	Darr et al.	D9/538

FOREIGN PATENT DOCUMENTS

JP	1297046	3/2007
JP	1311002	9/2007
WO	DM/059103	* 4/2001

* cited by examiner

Primary Examiner—Carol Rademaker

(74) *Attorney, Agent, or Firm*—Finnegan, Henderson, Farabow, Garrett & Dunner, L.L.P.

(57) **CLAIM**

The ornamental design for a bottle, as shown and described.

DESCRIPTION

FIG. 1 is a bottom, front, and right side perspective view of a first embodiment of my bottle;

FIG. 2 is a front elevational view thereof, the rear elevational view being identical;

FIG. 3 is a right side elevational view thereof, the left side elevational view being identical;

FIG. 4 is a top plan view thereof;

FIG. 5 is a bottom plan view thereof;

FIG. 6 is a bottom, front, and right side perspective view of a second embodiment of my bottle, the only difference being that the bottle is transparent;

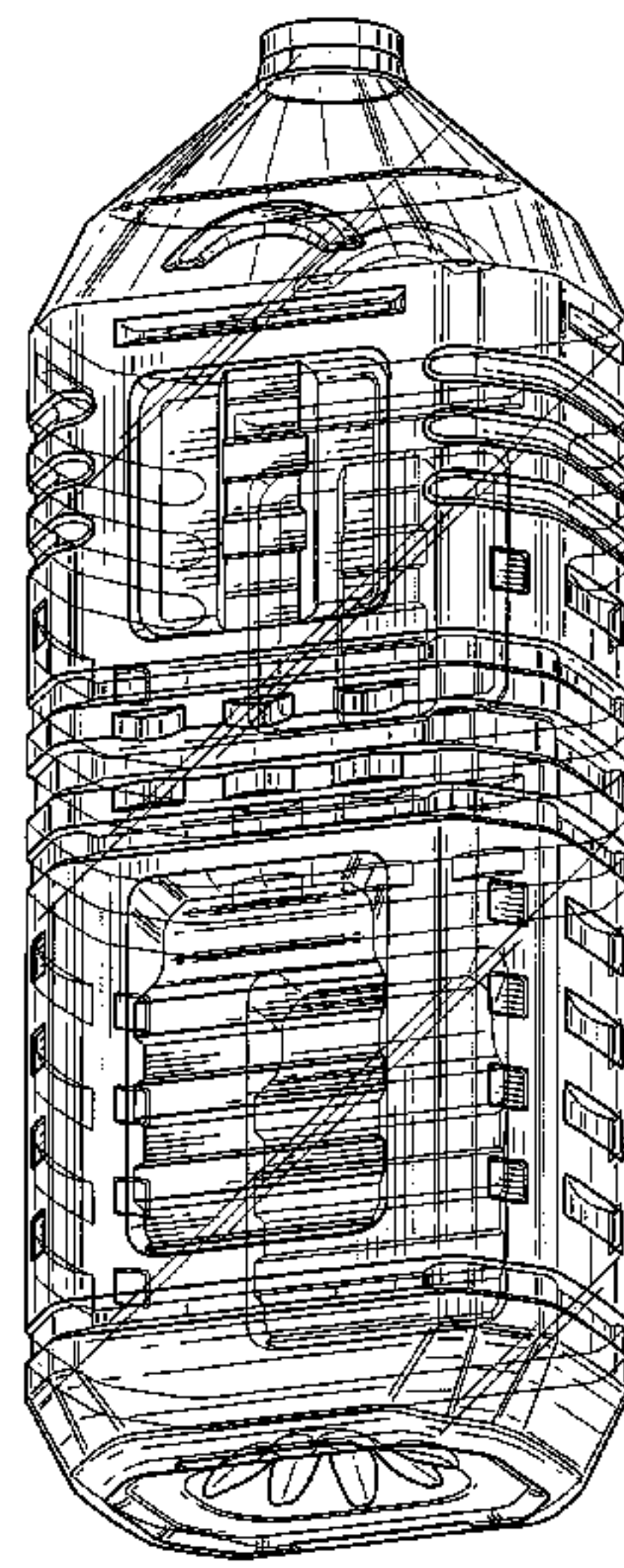
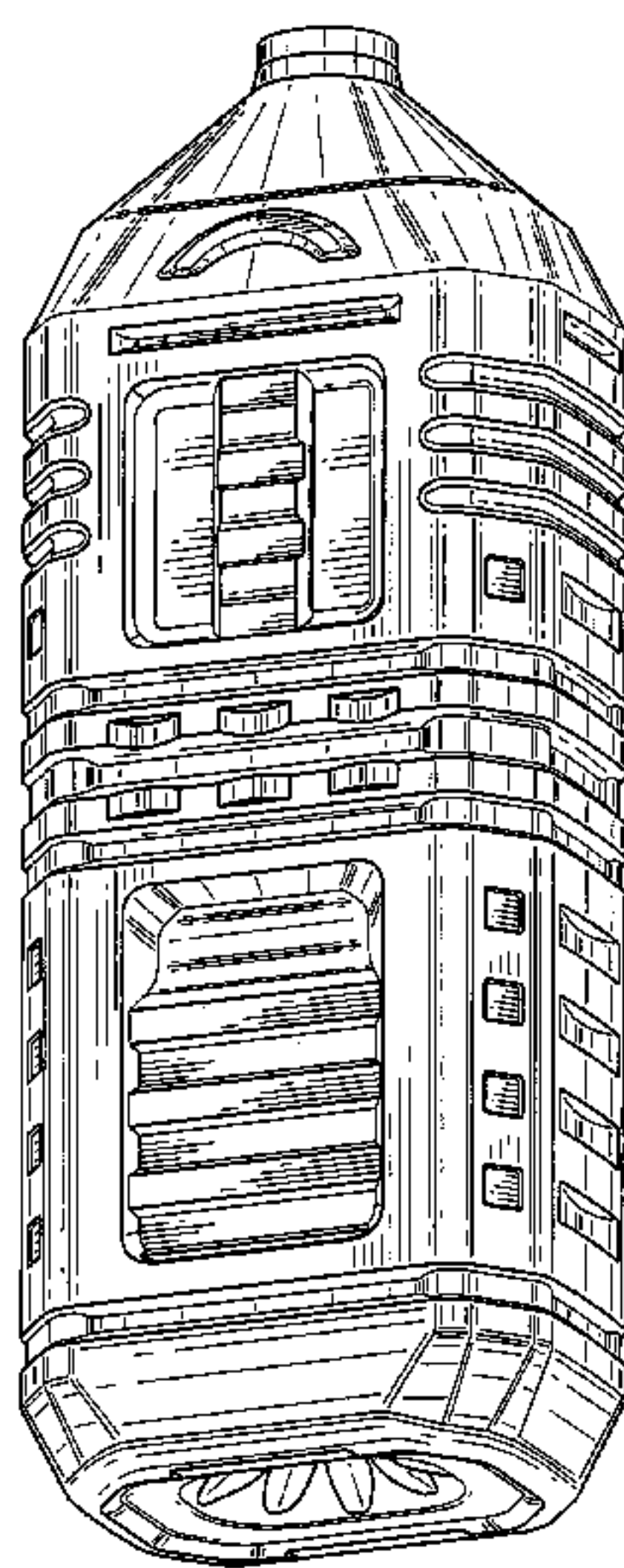
FIG. 7 is a front elevational view thereof, the rear elevational view being identical;

FIG. 8 is a right side elevational view thereof, the left side elevational view being identical;

FIG. 9 is a top plan view thereof; and,

FIG. 10 is a bottom plan view thereof.

1 Claim, 8 Drawing Sheets



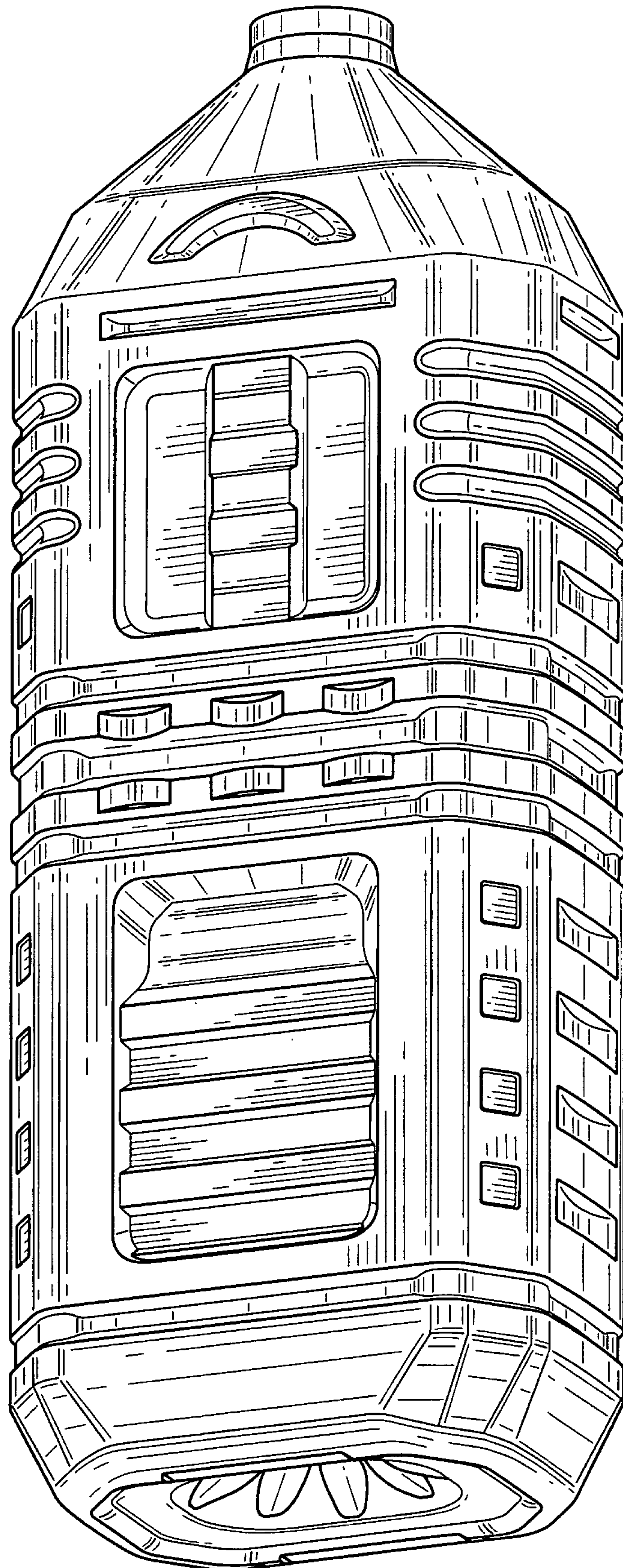


FIG. 1




FIG. 2

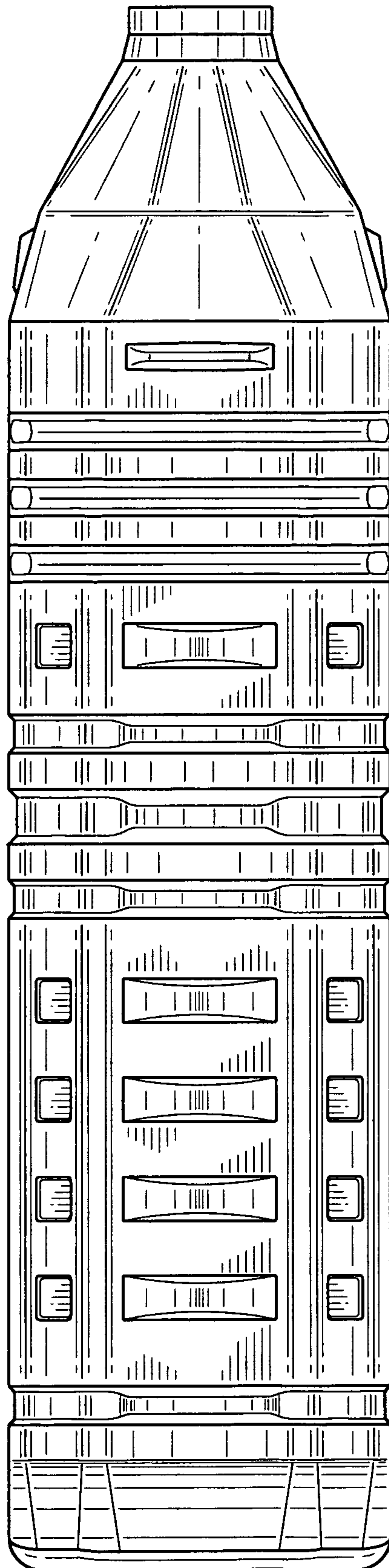


FIG. 3




FIG. 4




FIG. 5

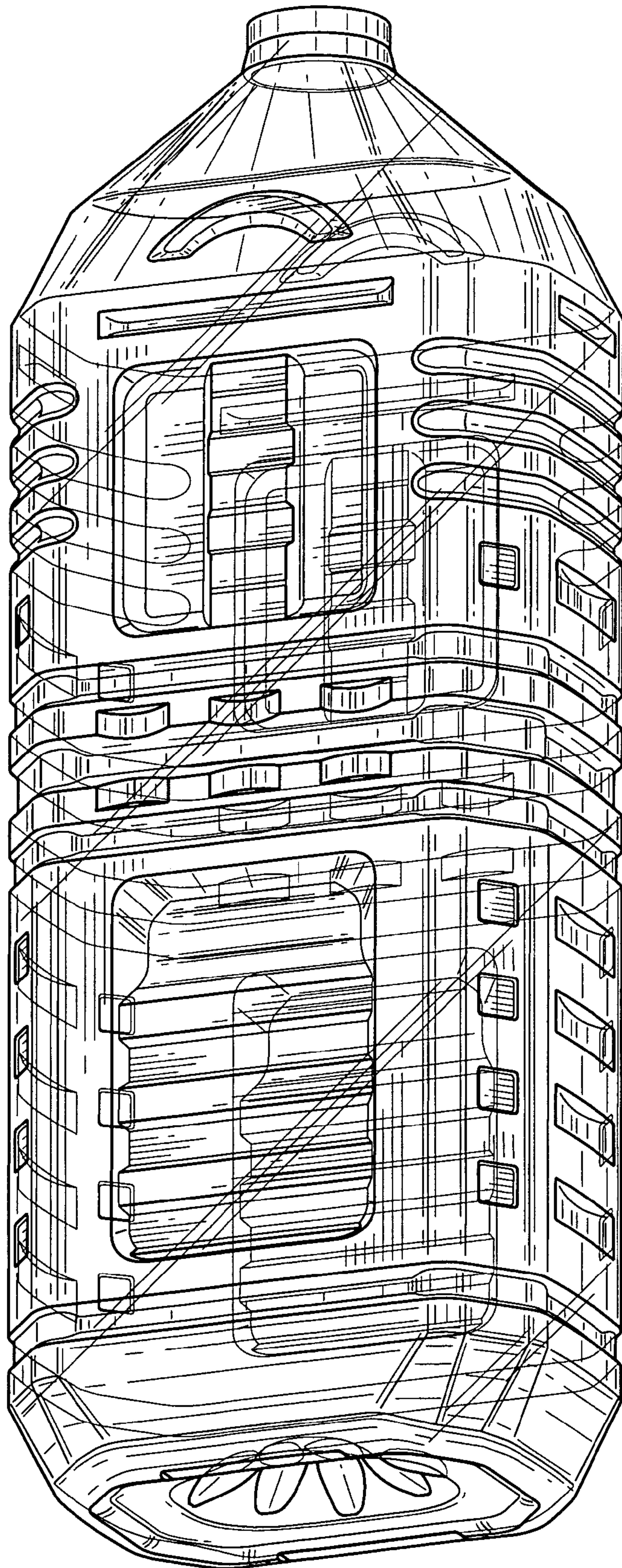


FIG. 6

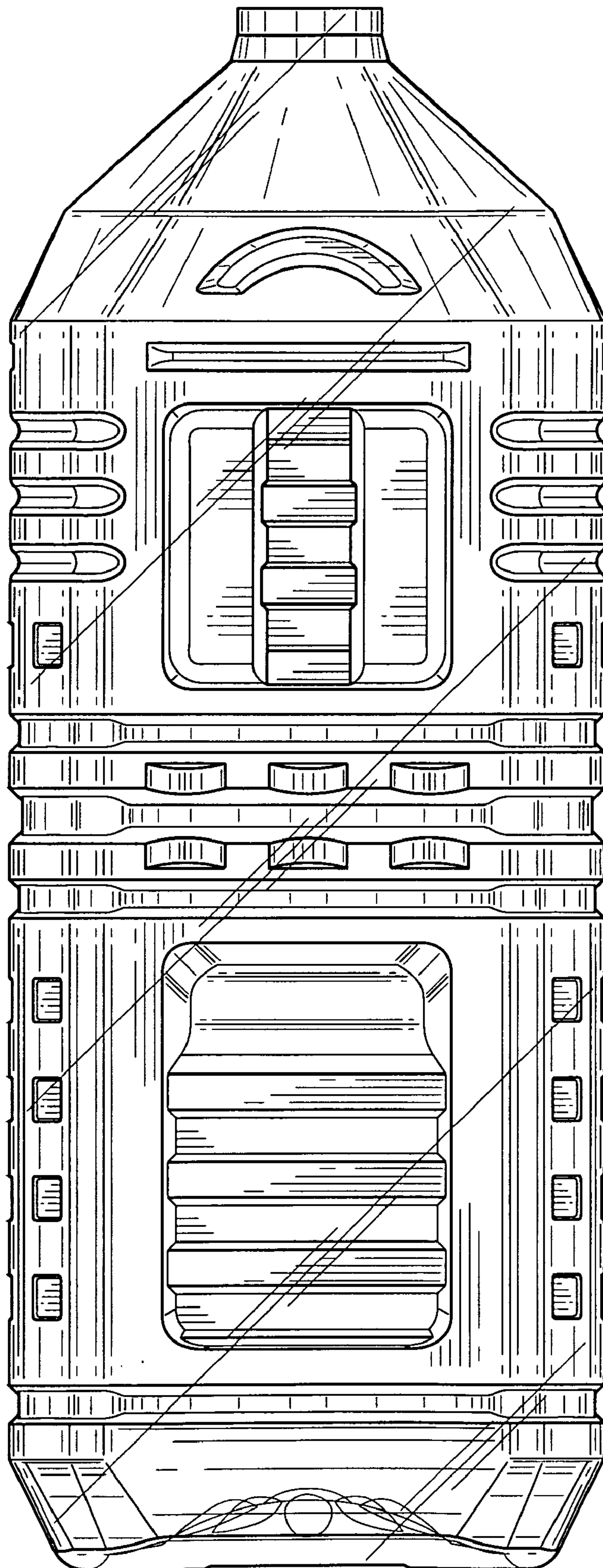


FIG. 7

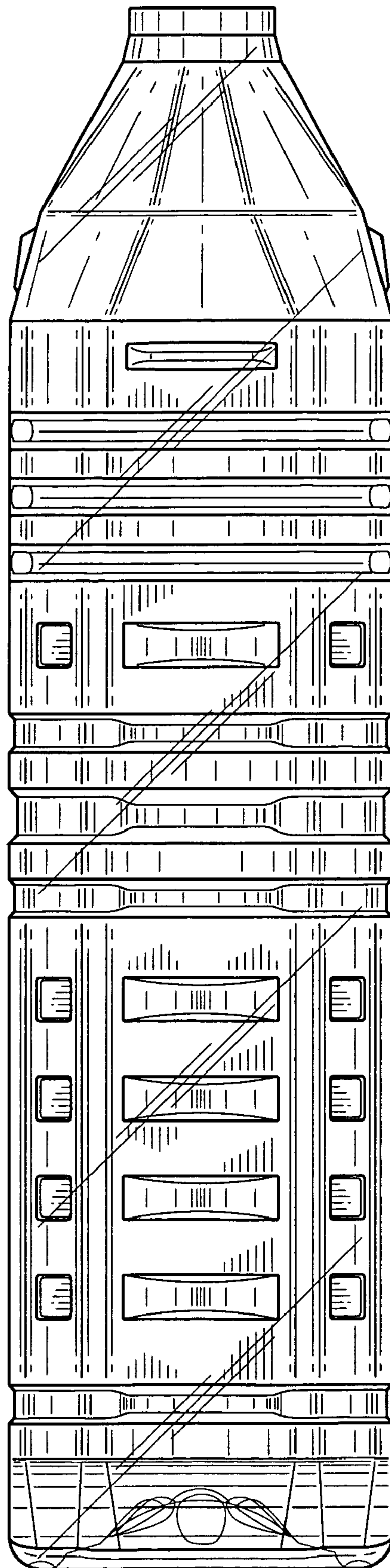


FIG. 8

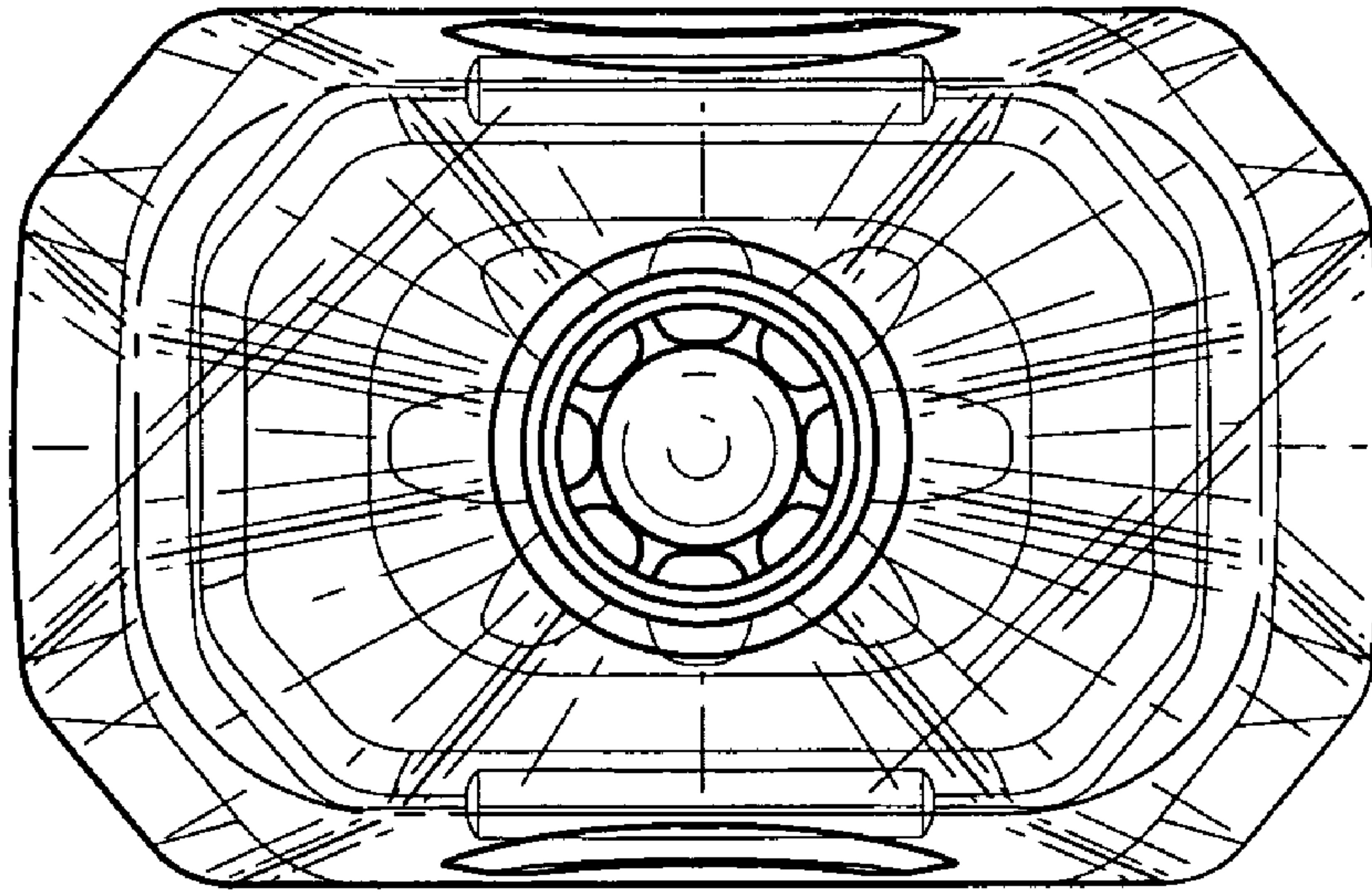


FIG. 9




FIG. 10