

US00D597839S

(12) **United States Design Patent**
Stuart

(10) **Patent No.:** **US D597,839 S**

(45) **Date of Patent:** **** Aug. 11, 2009**

(54) **CAN END WITH RECESS**

(75) Inventor: **Iain Charles Edward Stuart**, Abingdon (GB)

(73) Assignee: **Crown Packaging Technology, Inc.**, Alsip, IL (US)

(**) Term: **14 Years**

(21) Appl. No.: **29/309,512**

(22) Filed: **Aug. 26, 2008**

D209,789 S	1/1968	Huston	
3,451,328 A	6/1969	Swett	
D257,933 S	1/1981	Conti	
D309,690 S *	8/1990	Carlson D7/629
5,105,964 A *	4/1992	Heath 220/784
D403,586 S	1/1999	Bakic	
D411,800 S	7/1999	Kokenage et al.	
D419,881 S	2/2000	Kokenge et al.	
D448,669 S	10/2001	Carducci et al.	
D457,433 S	5/2002	Costanzo et al.	
D480,264 S *	10/2003	de Groote et al. D7/392.1
D483,989 S	12/2003	Lillelund et al.	
D489,611 S	5/2004	Monsanty	
D536,614 S	2/2007	Peterson et al.	

* cited by examiner

Related U.S. Application Data

(62) Division of application No. 29/266,561, filed on Sep. 25, 2006, now Pat. No. Des. 585,280.

Foreign Application Priority Data

(30) Mar. 24, 2006 (EM) 000501861

(51) **LOC (9) Cl.** **09-07**

(52) **U.S. Cl.** **D9/454; D9/435**

(58) **Field of Classification Search** D9/454, D9/453, 452, 448, 445, 444, 436, 435, 425; D7/629, 587, 392.1, 391; D3/318; 220/802, 220/784, 781, 780, 737; 215/317, 316, 270, 215/261; D24/196

See application file for complete search history.

(56) **References Cited**

U.S. PATENT DOCUMENTS

D28,980 S	7/1898	Sharps
D32,610 S	5/1900	Gilchrist
D34,168 S	3/1901	Gilchrist

Primary Examiner—Susan Bennett Hattan

(74) *Attorney, Agent, or Firm*—Miles & Stockbridge P.C.; Vincent L. Ramik, Esq.

(57) **CLAIM**

The ornamental design for a can end with recess, as shown and described.

DESCRIPTION

FIG. 1 is a top perspective view of a can end with recess showing my new design,

FIG. 2 is a top plan view,

FIG. 3 is a bottom plan view,

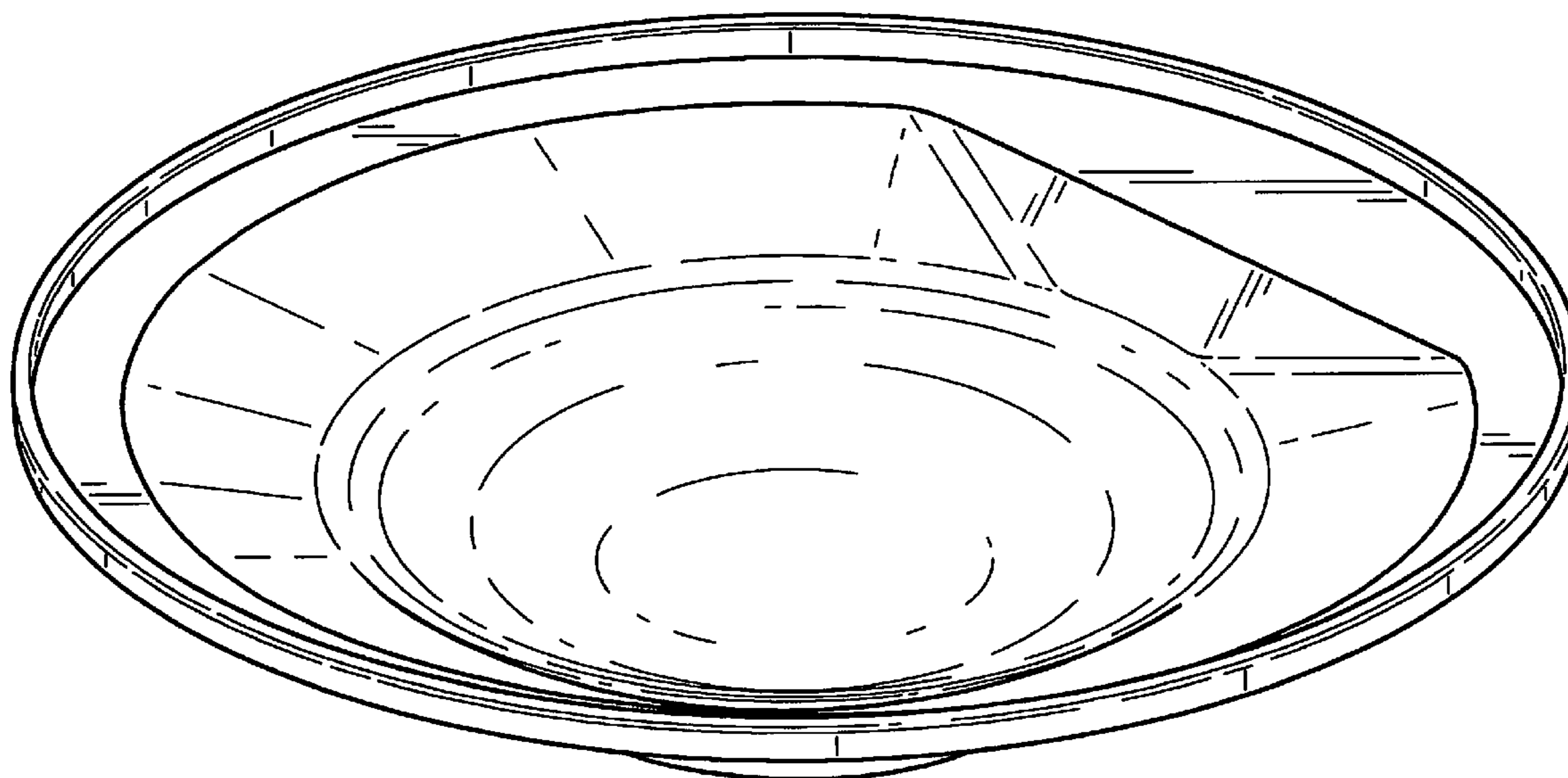
FIG. 4 is a rear elevational view,

FIG. 5 is a front elevational view,

FIG. 6 is a first side elevational view; and,

FIG. 7 is an opposite side elevational view.

1 Claim, 7 Drawing Sheets



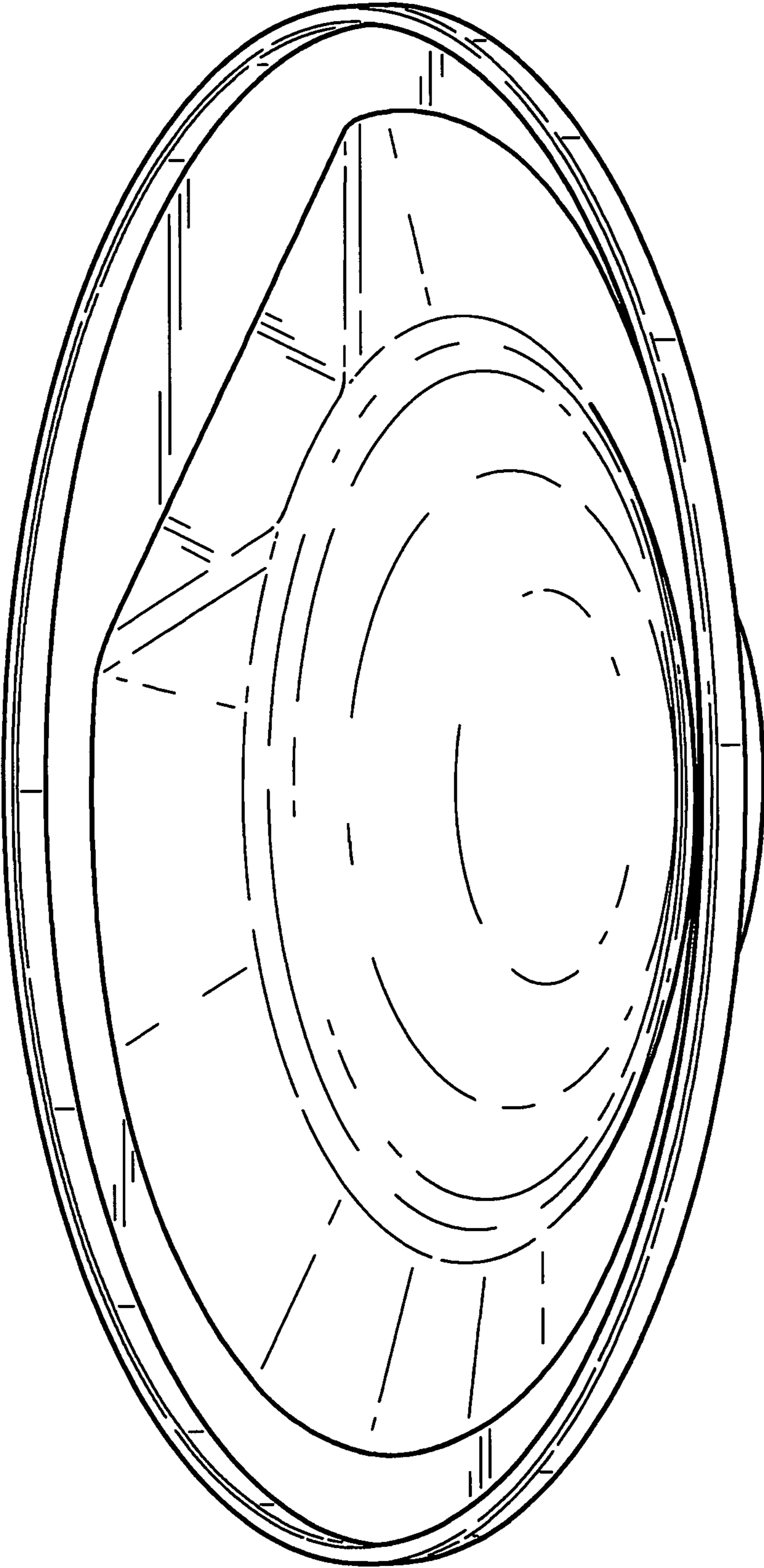


FIGURE 1

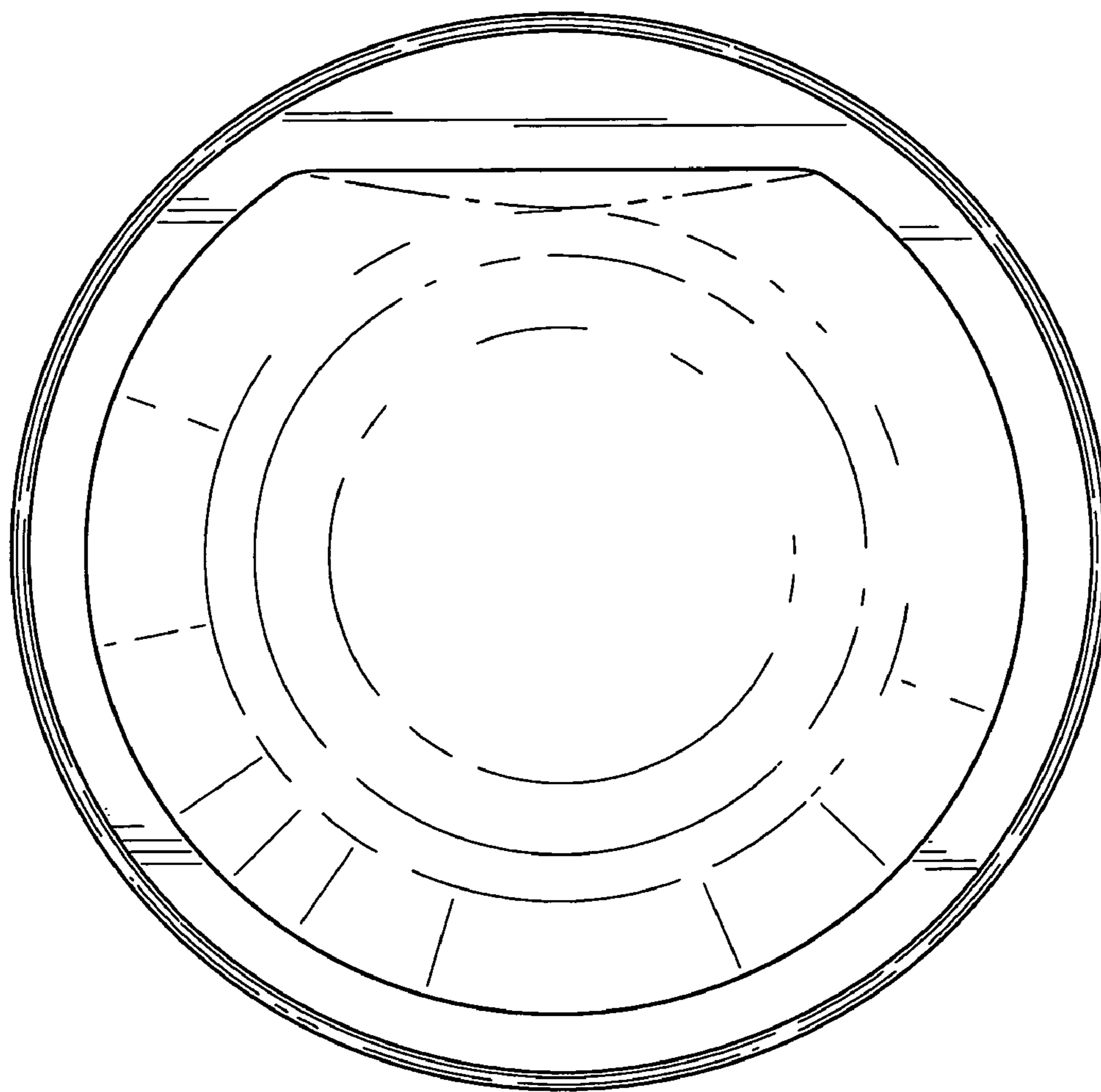


FIGURE 2

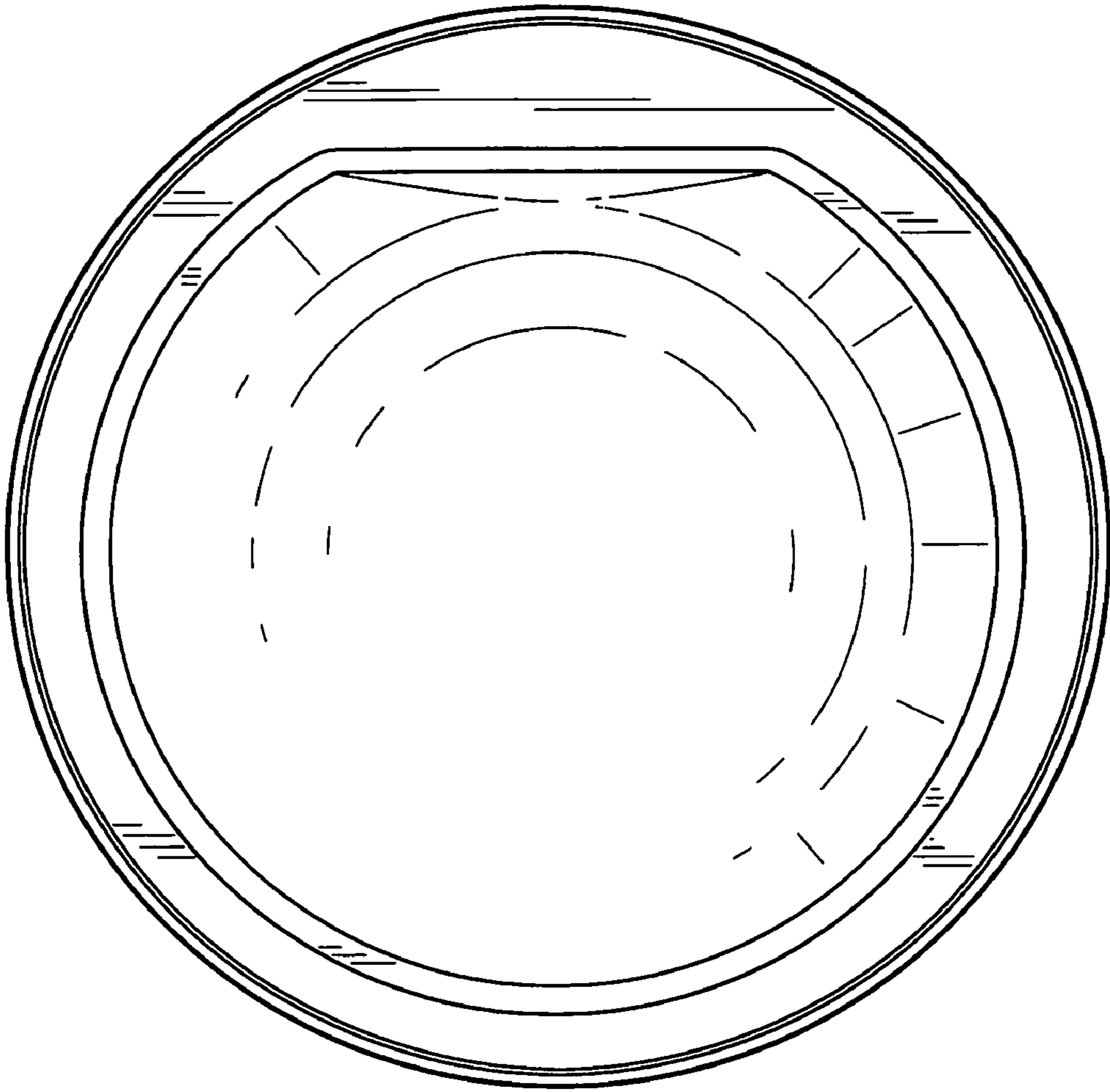


FIGURE 3

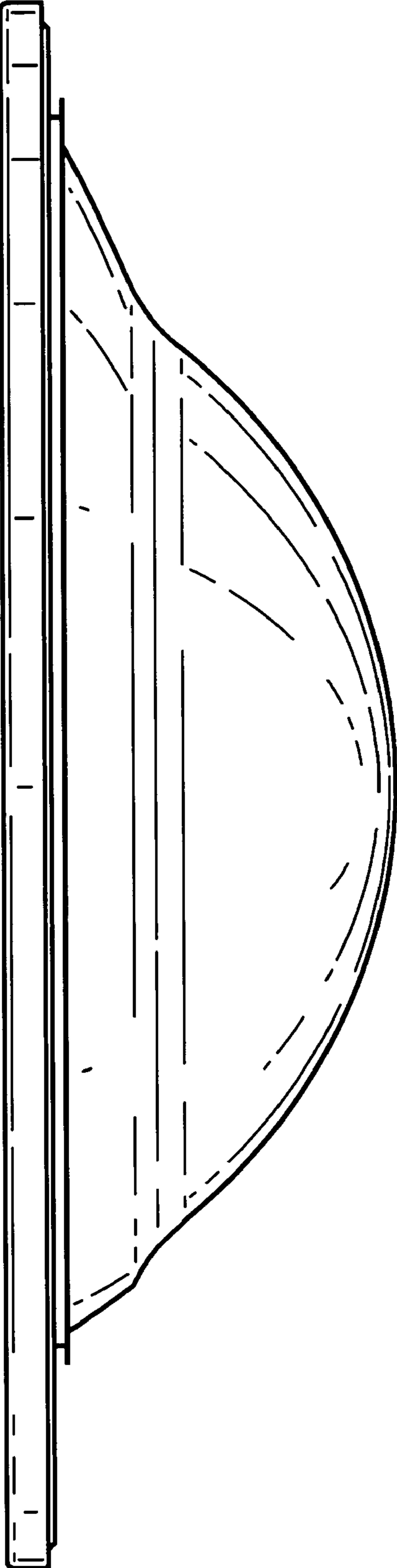


FIGURE 4

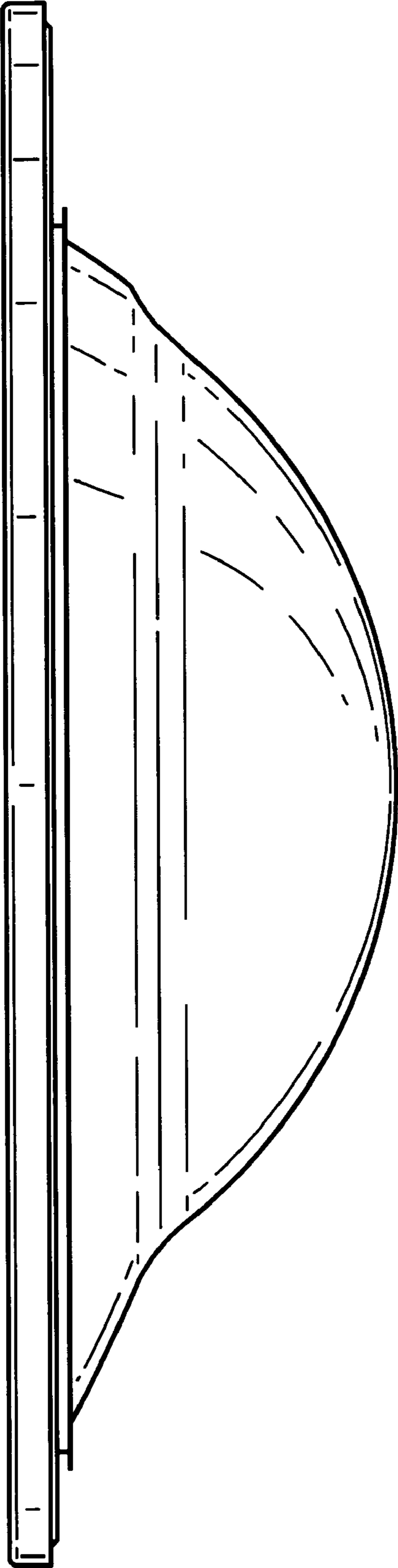


FIGURE 5

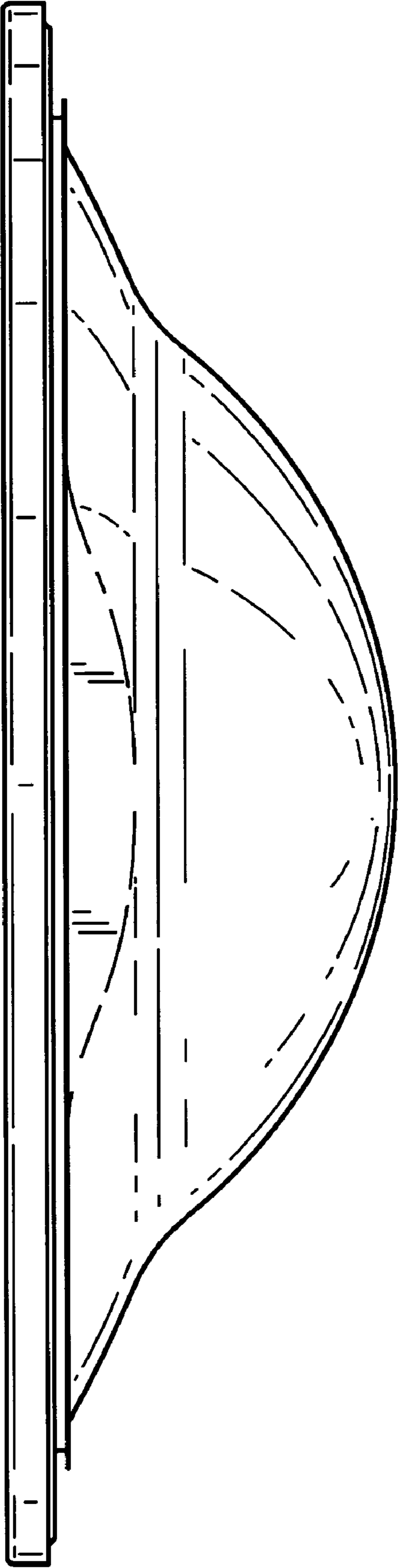


FIGURE 6

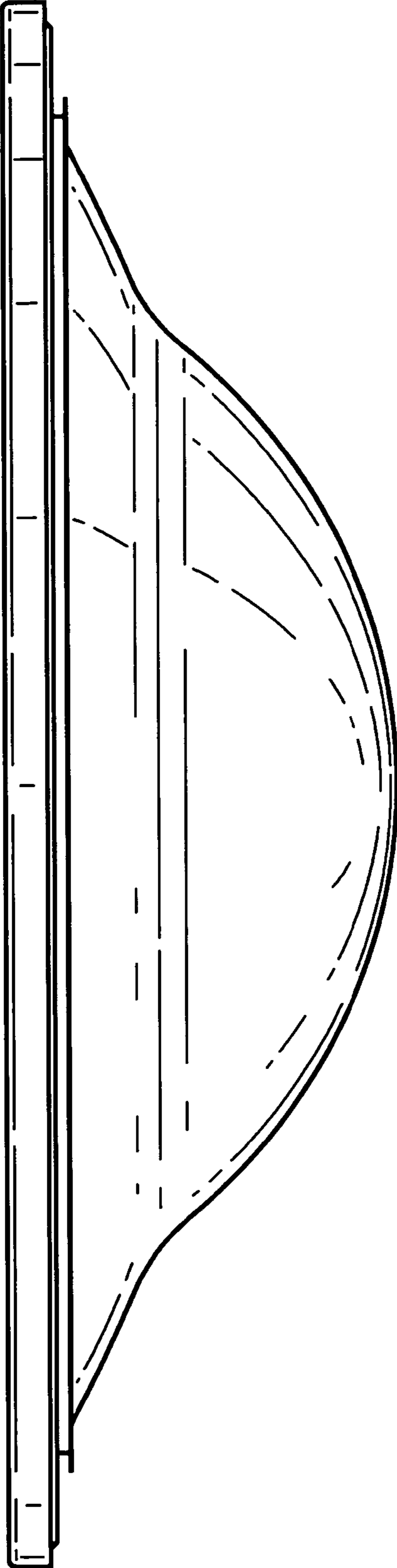


FIGURE 7