



US00D597836S

(12) **United States Design Patent**  
**Stuart**

(10) **Patent No.:** **US D597,836 S**

(45) **Date of Patent:** **\*\* Aug. 11, 2009**

(54) **CAN END WITH RECESS**

(75) Inventor: **Iain Charles Edward Stuart**, Abingdon (GB)

(73) Assignee: **Crown Packaging Technology, Inc.**, Alsip, IL (US)

(\*\*) Term: **14 Years**

(21) Appl. No.: **29/309,509**

(22) Filed: **Aug. 26, 2008**

D34,168 S	3/1901	Gilchrist	
D209,789 S	1/1968	Huston	
3,451,328 A	6/1969	Swett	
D257,933 S	1/1981	Conti	
D309,690 S *	8/1990	Carlson	..... D7/629
5,105,964 A *	4/1992	Heath	..... 220/784
D403,586 S	1/1999	Bakic	
D411,800 S	7/1999	Kokenage et al.	
D419,881 S	2/2000	Kokenge et al.	
D448,669 S	10/2001	Carducci et al.	
D457,433 S	5/2002	Costanzo et al.	
D480,264 S *	10/2003	de Groote et al.	..... D7/392.1
D483,989 S	12/2003	Lillelund et al.	
D489,611 S	5/2004	Monsanty	
D536,614 S	2/2007	Peterson et al.	

**Related U.S. Application Data**

(62) Division of application No. 29/266,561, filed on Sep. 25, 2006, now Pat. No. Des. 585,280.

**Foreign Application Priority Data**

Mar. 24, 2006 (EM) ..... 000501861

(51) **LOC (9) Cl.** ..... **09-07**

(52) **U.S. Cl.** ..... **D9/454; D9/435**

(58) **Field of Classification Search** ..... D9/454,  
D9/453, 452, 448, 445, 444, 436, 435, 425;  
D7/629, 587, 392.1, 391; D3/318; 220/802,  
220/784, 781, 780, 737; 215/317, 316, 270,  
215/261; D24/196

See application file for complete search history.

**References Cited**

**U.S. PATENT DOCUMENTS**

D28,980 S 7/1898 Sharps  
D32,610 S 5/1900 Gilchrist

\* cited by examiner

*Primary Examiner*—Susan Bennett Hattan  
(74) *Attorney, Agent, or Firm*—Miles & Stockbridge P.C.;  
Vincent L. Ramik, Esq.

(57) **CLAIM**

The ornamental design for a can end with recess, as shown and described.

**DESCRIPTION**

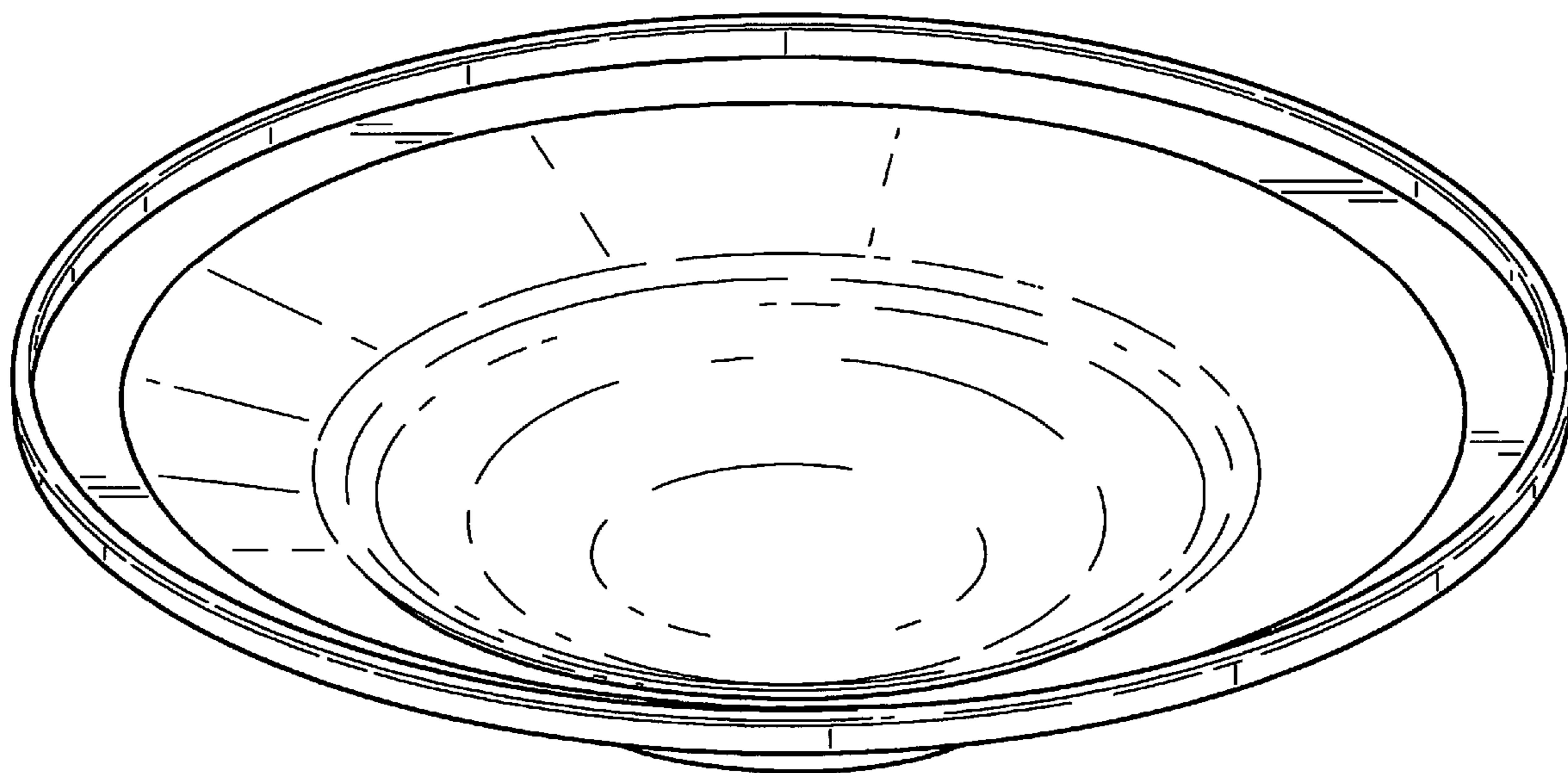
FIG. 1 is a top perspective view of a can end with recess showing my new design.

FIG. 2 is a side elevational view with all unillustrated sides being identical,

FIG. 3 is a top plan view; and,

FIG. 4 is a bottom plan view.

**1 Claim, 4 Drawing Sheets**



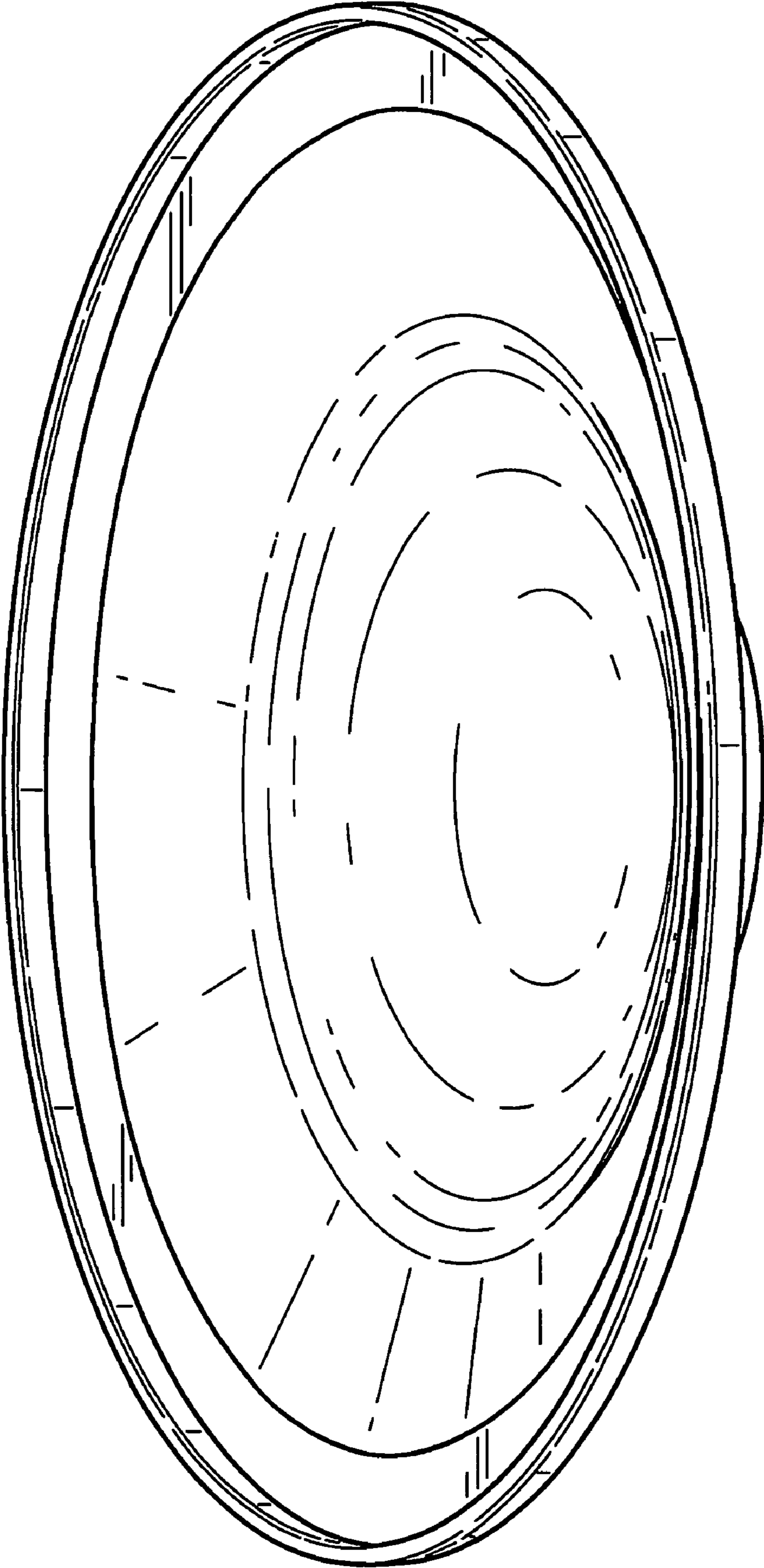


FIGURE 1

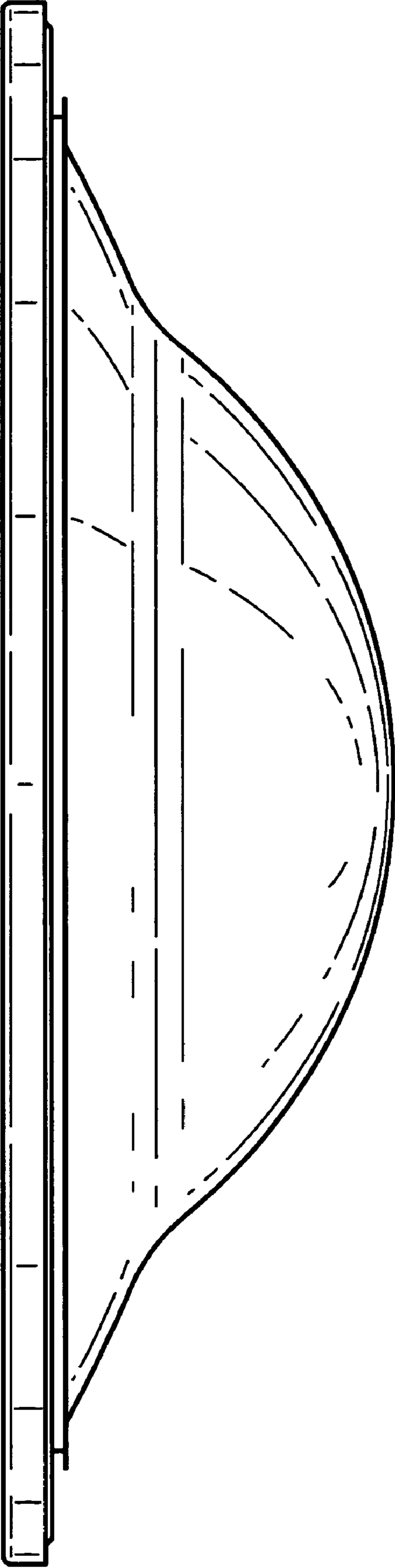


FIGURE 2

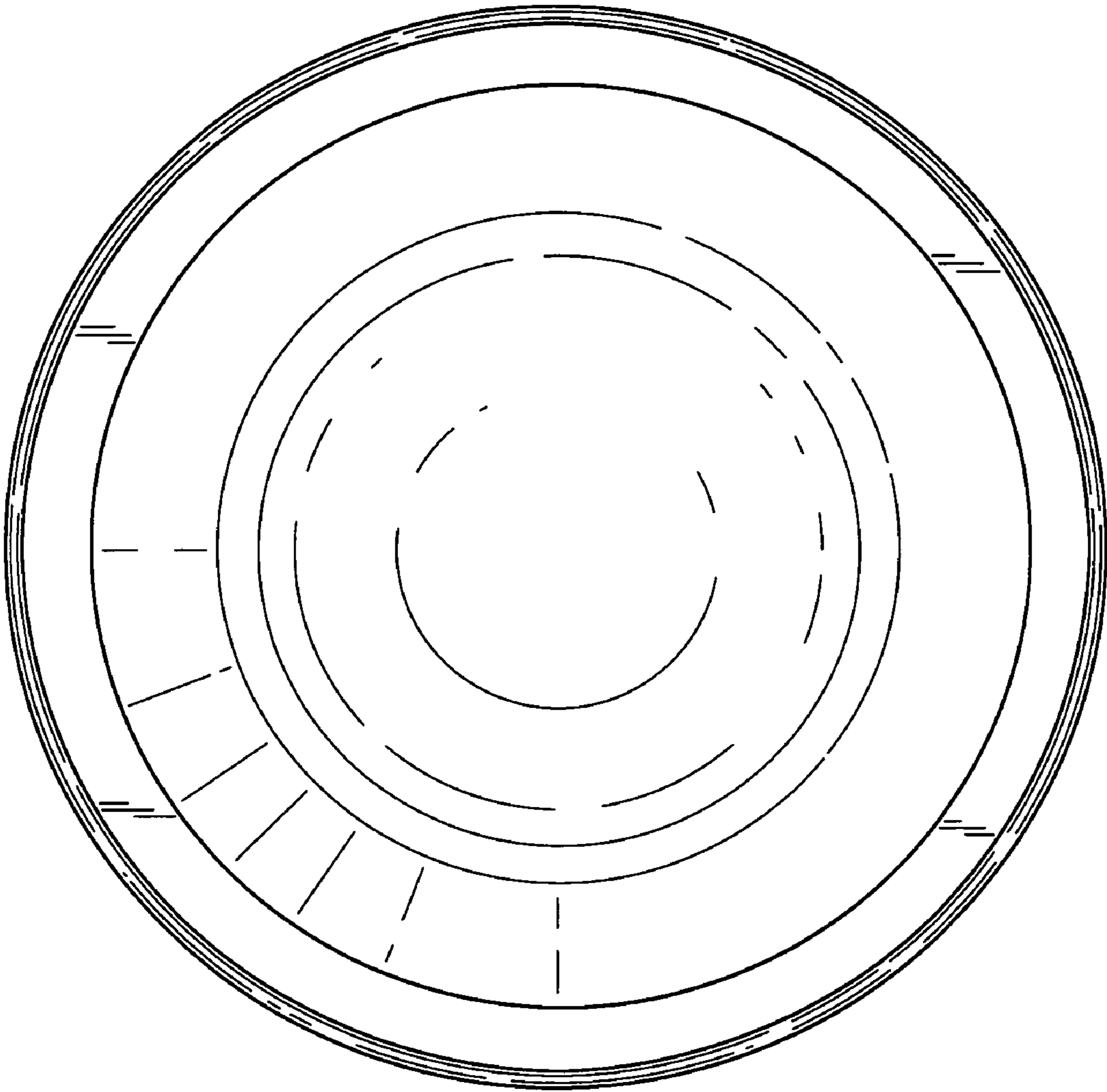


FIGURE 3

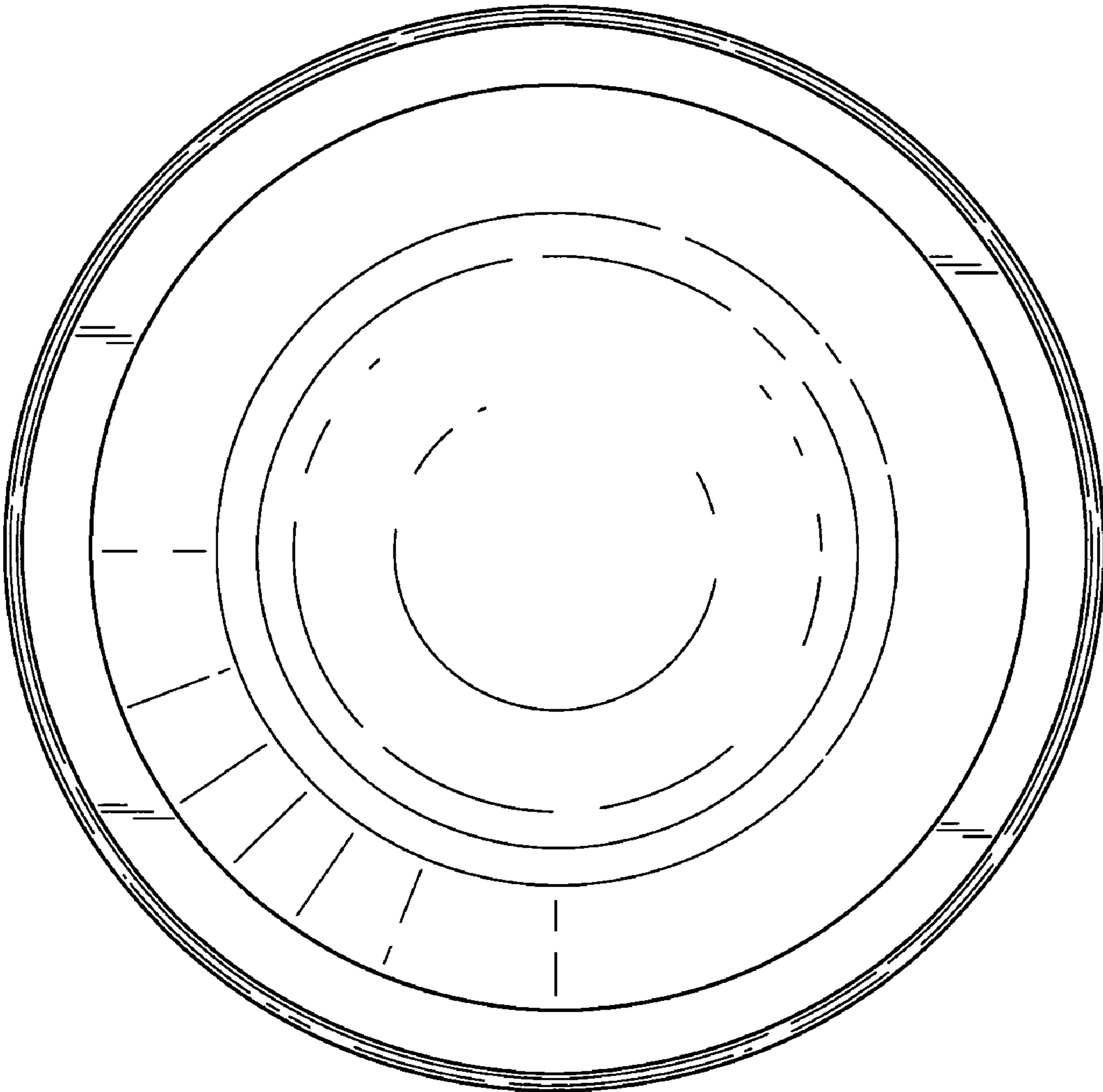


FIGURE 4