



US00D597830S

(12) **United States Design Patent**
Andersen et al.

(10) **Patent No.:** **US D597,830 S**

(45) **Date of Patent:** **** Aug. 11, 2009**

(54) **BLISTER PACKAGE**

(75) Inventors: **Michael Andersen**, New York, NY (US);
Michael P. Zambelli, Basking Ridge, NJ (US)

(73) Assignee: **Bell'O International Corp.**,
Morganville, NJ (US)

(**) Term: **14 Years**

(21) Appl. No.: **29/330,435**

(22) Filed: **Jan. 7, 2009**

(51) **LOC (9) Cl.** **09-03**

(52) **U.S. Cl.** **D9/418**

(58) **Field of Classification Search** D9/414-424,
D9/426, 428, 430-434, 450, 454, 500-503,
D9/520-525, 542, 715, 719, 737, 759, 776-777;
D7/354, 505, 538, 540, 541-542, 545, 550.1,
D7/560, 565, 584, 586-587, 602, 629, 667;
220/4.23-4.24, 23.86, 253, 254.2-254.7,
220/351, 507, 524, 574, 574.3, 776, 780-781,
220/791-793, 825, 835, 839; 206/39, 45.24,
206/461, 501-509, 512, 538, 533-534, 771,
206/806; 229/123.2-123.3, 125.13-125.14;
428/34.1, 35.7, 36.5-36.8; D30/101, 129;
16/429; D28/76, 83; D3/294, 298, 901
See application file for complete search history.

(56) **References Cited**

U.S. PATENT DOCUMENTS

D250,807 S * 1/1979 McIlvain D9/425
D400,790 S * 11/1998 Appelbaum D9/415
D422,210 S * 4/2000 Sturkie et al. D9/415
D431,459 S * 10/2000 Lee D9/415
D442,857 S * 5/2001 Feehan, Jr. D9/415
D480,638 S * 10/2003 Lee D9/415

D480,964 S * 10/2003 Lee D9/415
D553,973 S * 10/2007 Geurts et al. D9/415
D558,055 S * 12/2007 Ingemarsson D9/552
D578,875 S * 10/2008 Kent et al. D9/418
D581,780 S * 12/2008 Senter D9/424
D584,138 S * 1/2009 Lafortezza et al. D9/415

* cited by examiner

Primary Examiner—Philip S Hyder

Assistant Examiner—Susan E Krakower

(74) *Attorney, Agent, or Firm*—Lerner, David, Littenberg,
Krumholz & Mentlik, LLP

(57) **CLAIM**

The ornamental design for a blister package, as shown and described.

DESCRIPTION

FIG. 1 is a front perspective view of a first embodiment of my design for a blister package;

FIG. 2 is a front elevational view thereof;

FIG. 3 is a rear elevational view thereof;

FIG. 4 is a top plan view thereof;

FIG. 5 is a bottom plan view thereof;

FIG. 6 is a right side view thereof (the left side is a mirror image thereof);

FIG. 7 is a front perspective view of a second embodiment of the blister package;

FIG. 8 is a front elevational view of the second embodiment;

FIG. 9 is a top plan view of the second embodiment; and,

FIG. 10 is a right side view of the second embodiment (the left side is a mirror image thereof).

The broken lines shown on the drawings represent environmental structure and form no part of the claimed design.

1 Claim, 9 Drawing Sheets




FIG. 1

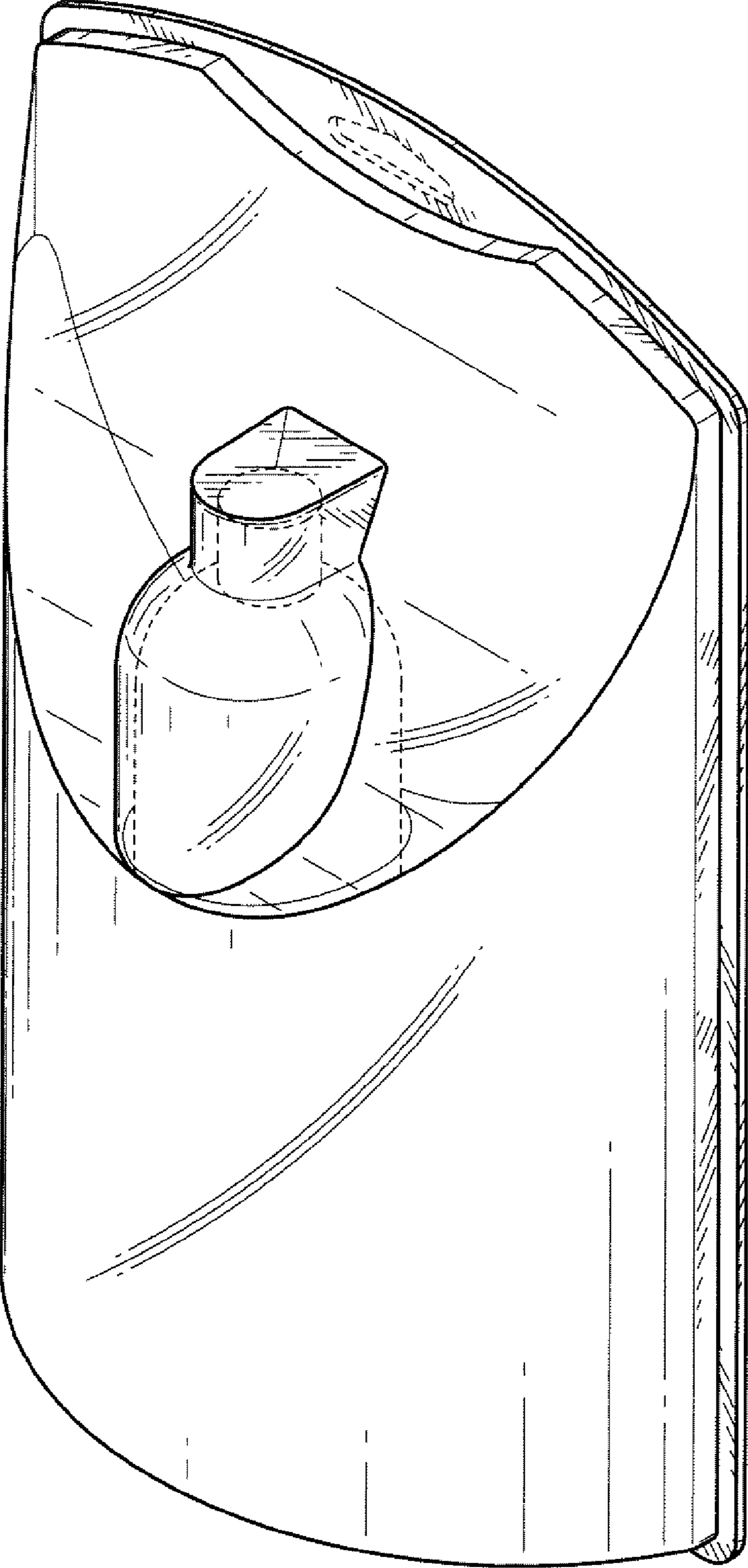


FIG. 2

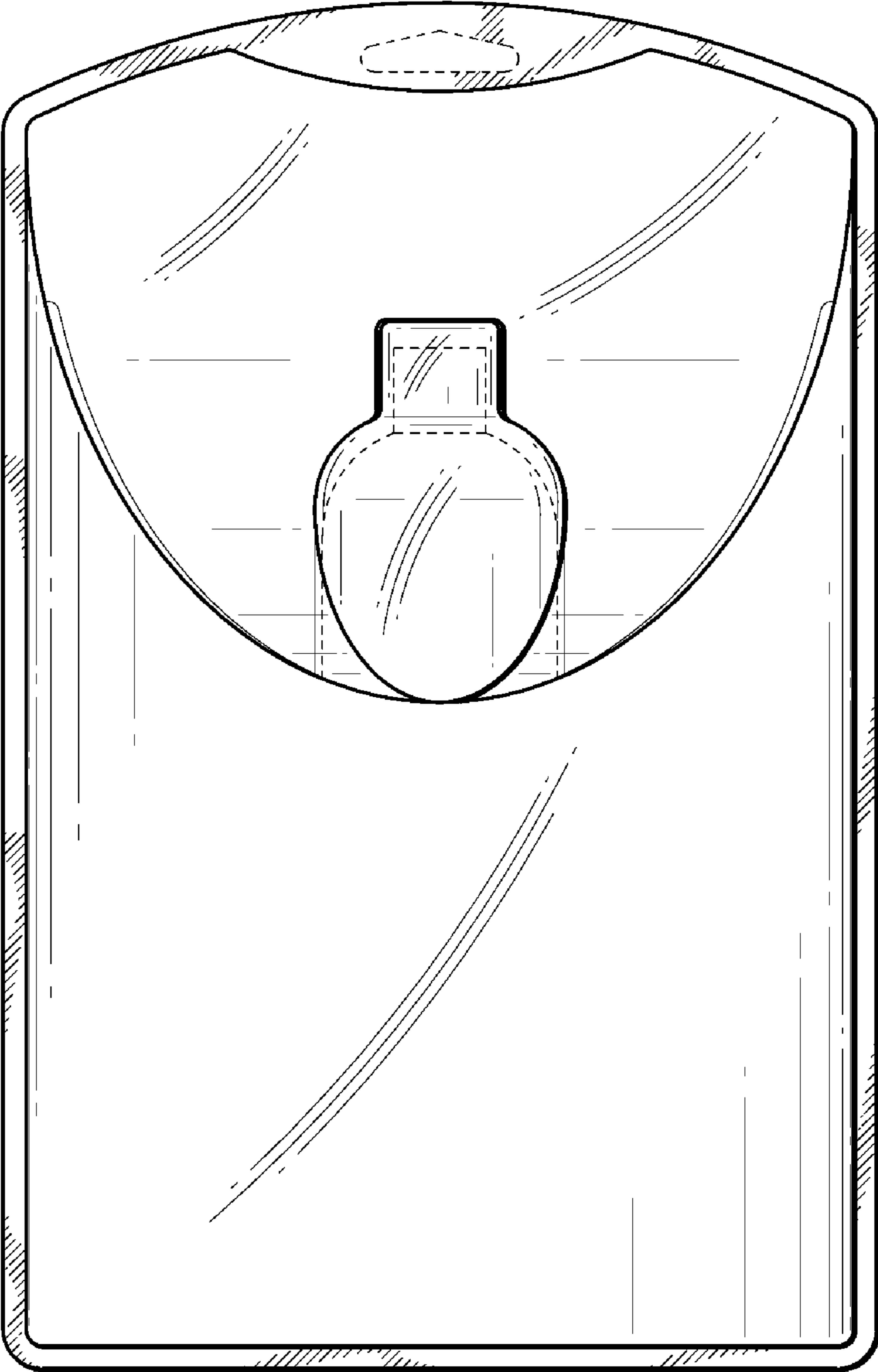


FIG. 3




FIG. 4

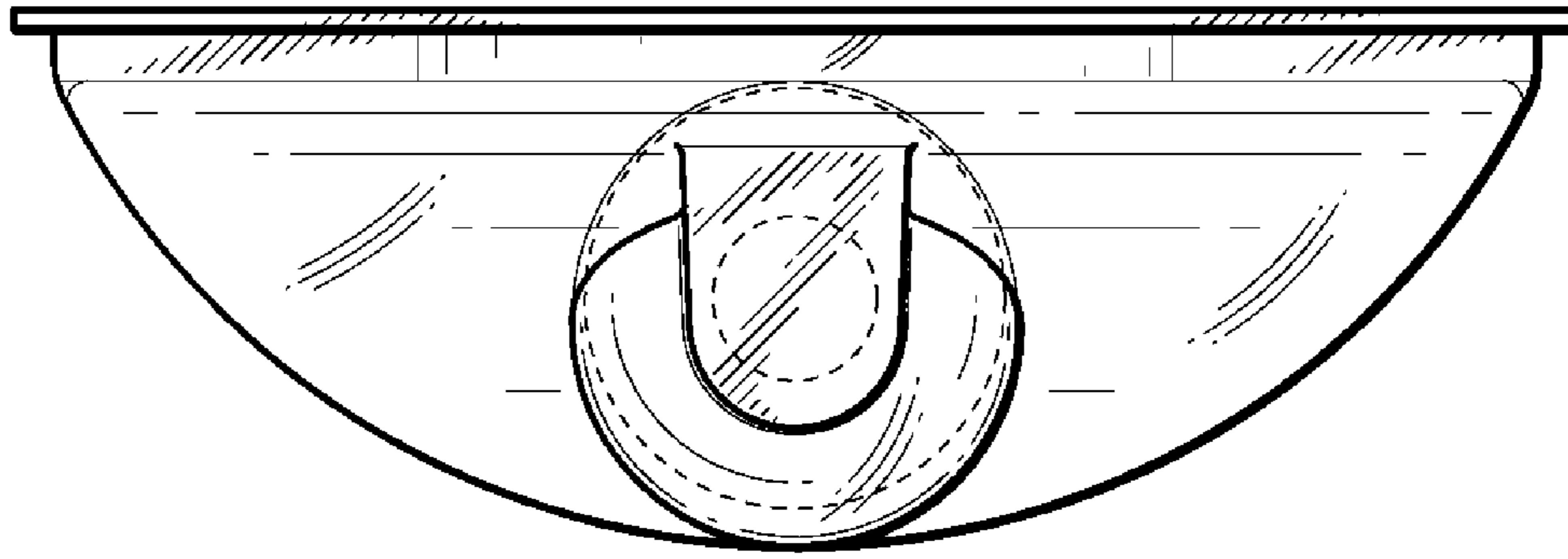


FIG. 5

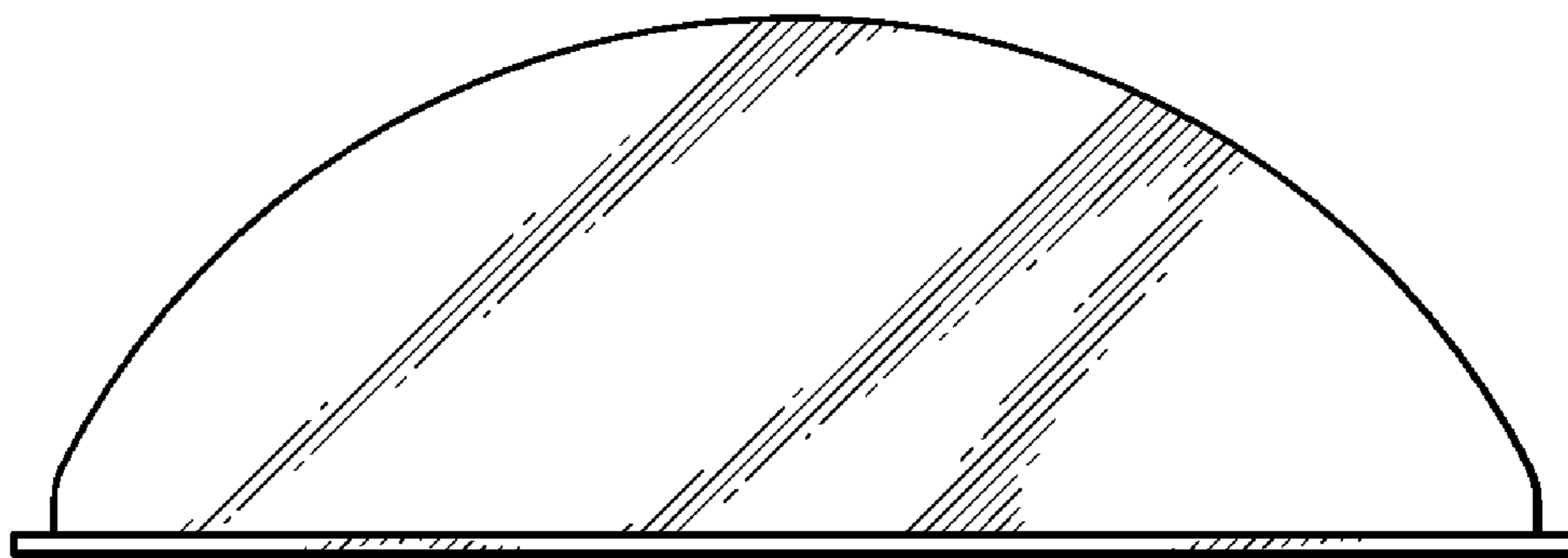


FIG. 6

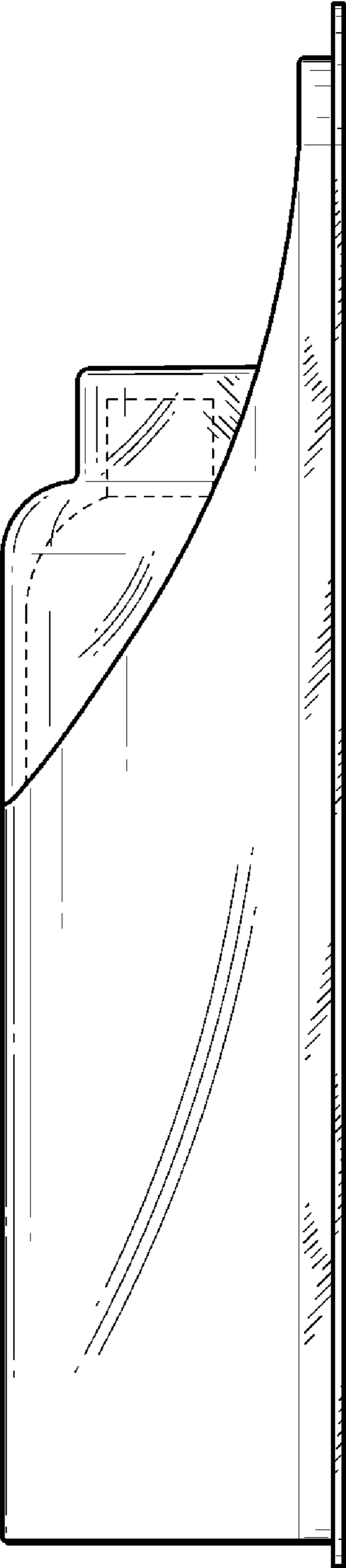


FIG. 7




FIG. 8

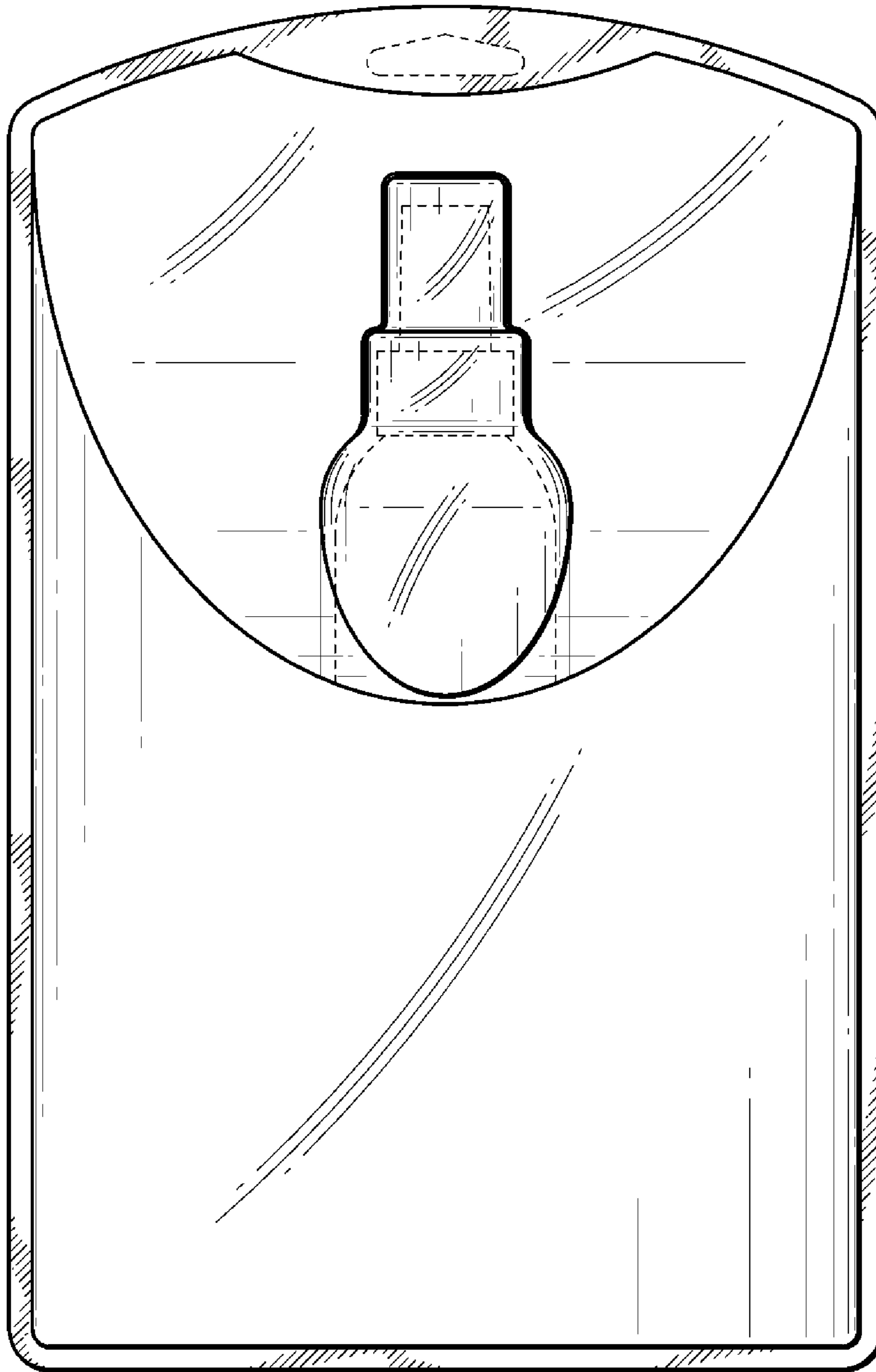


FIG. 9

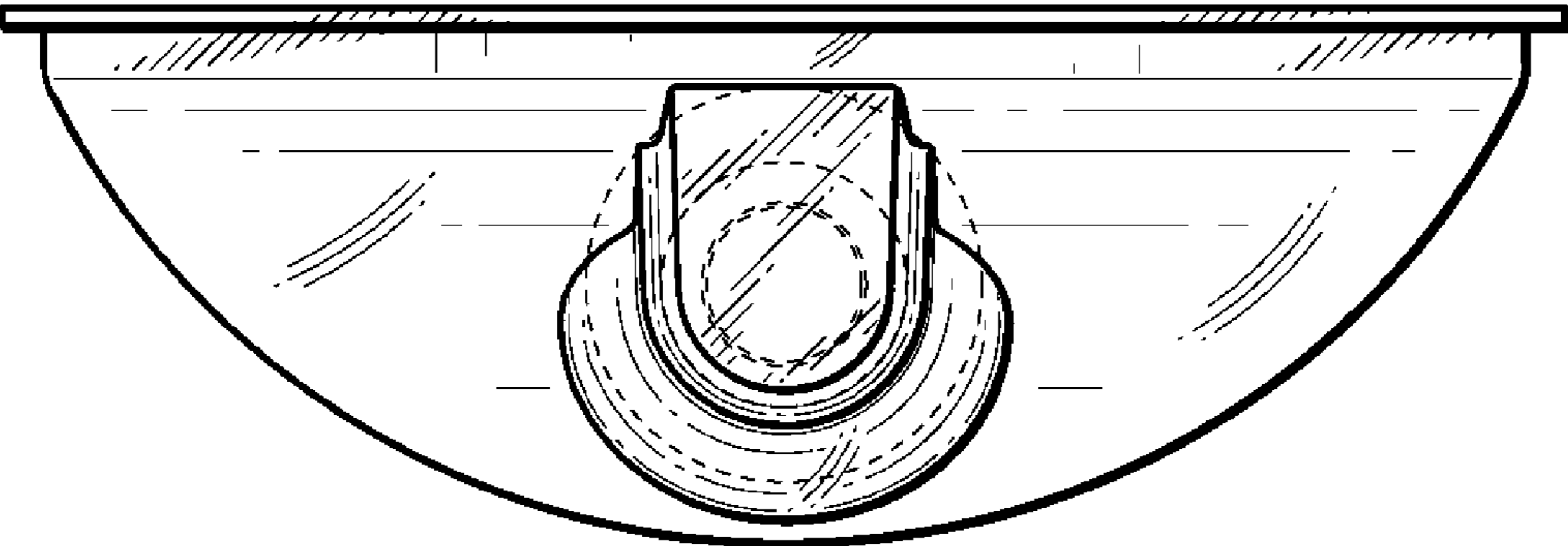


FIG. 10

