



US00D597824S

(12) **United States Design Patent**
Wang

(10) **Patent No.:** **US D597,824 S**
(45) **Date of Patent:** **** Aug. 11, 2009**

(54) **CABLE STRAP**
(75) Inventor: **Chia-Jen Wang**, Taipei Hsien (TW)
(73) Assignee: **Datastore Technology Corp.**, Taipei Hsien (TW)
(**) Term: **14 Years**
(21) Appl. No.: **29/331,841**
(22) Filed: **Feb. 3, 2009**
(51) **LOC (9) Cl.** **08-05**
(52) **U.S. Cl.** **D8/356**
(58) **Field of Classification Search** D8/105, D8/107, 333, 349, 354, 356, 358, 360, 360.1, D8/367, 373, 382, 383, 394-396, 400; D13/153, D13/154; 24/18, 114.5, 115 R, 197, 561, 24/573.11, 581.12, 582.13, 583.1; 52/220.7; 174/66, 135, 153 G, 650, 656; 242/400.1, 242/405.1, 405.2, 600.603; 248/65, 74.1-74.4, 248/201, 214, 215, 229.26; 439/92-108, 439/501, 535; 294/26, 82.19, 82.2; D11/200, D11/211
See application file for complete search history.

6,058,578 A * 5/2000 Lan 24/429
6,279,957 B1 * 8/2001 Capstran 281/42
6,381,816 B1 * 5/2002 Lai et al. 24/712.9
6,382,138 B1 * 5/2002 Campbell 119/712
6,571,437 B2 * 6/2003 Liu 24/712.2
6,933,847 B2 * 8/2005 Feibelman 340/572.1
6,995,319 B2 * 2/2006 Ikeda 174/135
D517,941 S * 3/2006 Stern D11/86
D551,066 S * 9/2007 Takahashi D8/383
D560,479 S * 1/2008 Yoshie et al. D8/383
D563,214 S * 3/2008 Yoshie et al. D8/383
D567,642 S * 4/2008 Tamura et al. D8/383
D568,148 S * 5/2008 Tamura et al. D8/383
D577,990 S * 10/2008 Andre et al. D8/395
D585,272 S * 1/2009 Yoshie D8/383
2002/0154881 A1 * 10/2002 De France 385/136
2004/0035984 A1 * 2/2004 Franks et al. 248/74.1
2005/0145765 A1 * 7/2005 Petzl 248/231.9

* cited by examiner

Primary Examiner—T. Chase Nelson
Assistant Examiner—Karen Acker
(74) *Attorney, Agent, or Firm*—Leong C. Lei

(57) **CLAIM**

The ornamental design for a cable strap, as shown and described.

(56) **References Cited**

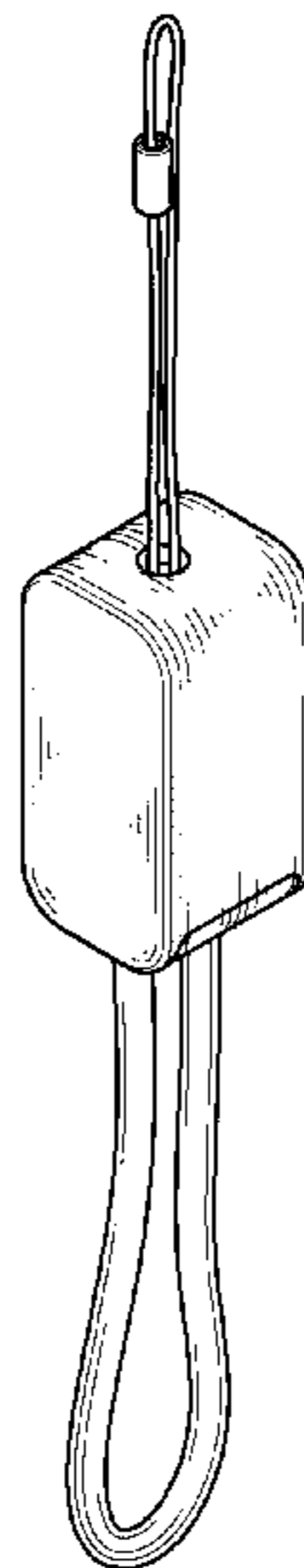
U.S. PATENT DOCUMENTS

2,273,136 A * 2/1942 Orech et al. 224/258
2,740,654 A * 4/1956 Orschel 292/323
3,879,804 A * 4/1975 Lawrence 24/3.4
D291,894 S * 9/1987 Weisenfeld et al. D16/339
D320,367 S * 10/1991 Kalbach D11/221
D347,157 S * 5/1994 Brown D8/333
5,359,870 A * 11/1994 Reutlinger 70/456 R
D354,759 S * 1/1995 Wolff D16/339
5,416,951 A * 5/1995 Keyaki et al. 24/431
D380,663 S * 7/1997 Nakamura D8/354
5,655,272 A * 8/1997 Young 24/482
5,660,133 A * 8/1997 Munich 114/219
D418,774 S * 1/2000 Kalbach D11/7

DESCRIPTION

FIG. 1 is a perspective view of a cable strap showing my new design;
FIG. 2 is a front elevational view thereof;
FIG. 3 is a rear elevational view thereof;
FIG. 4 is a left side elevational view thereof;
FIG. 5 is a right side elevational view thereof;
FIG. 6 is a top plan view thereof; and,
FIG. 7 is a bottom plan view thereof.

1 Claim, 4 Drawing Sheets



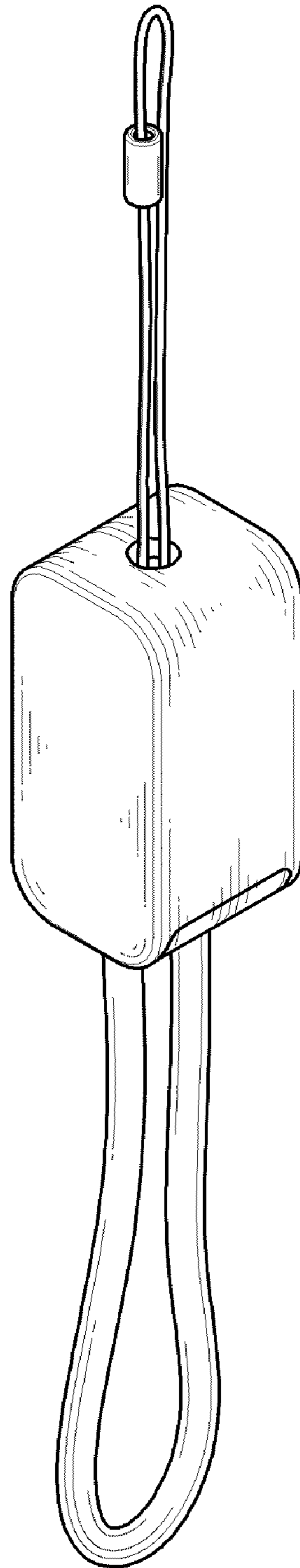


FIG. 1




FIG. 2




FIG. 3

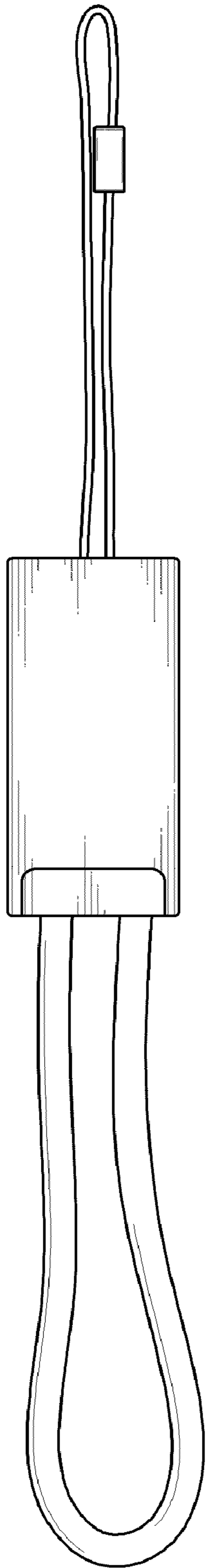


FIG. 4

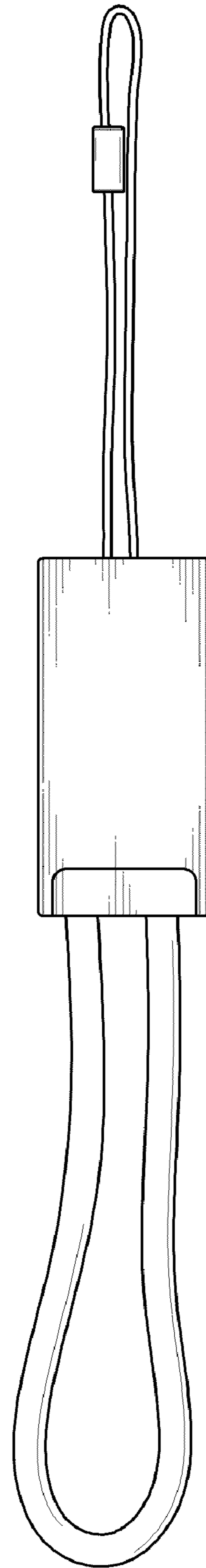


FIG. 5

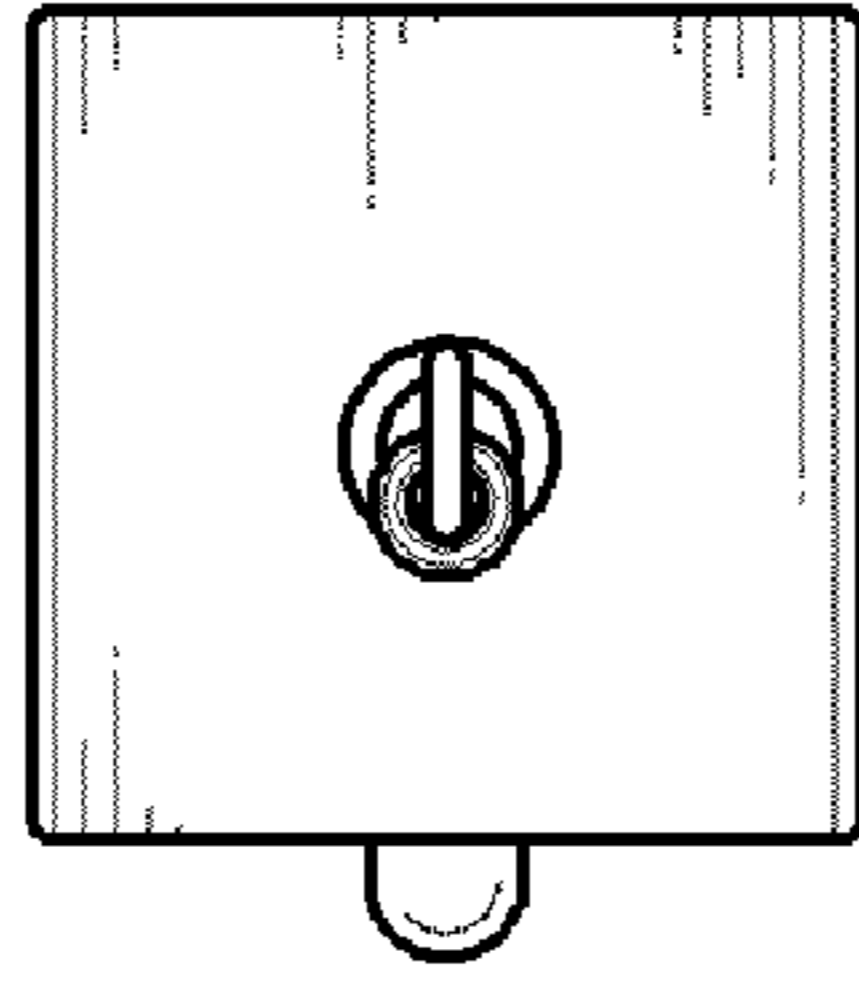


FIG. 6

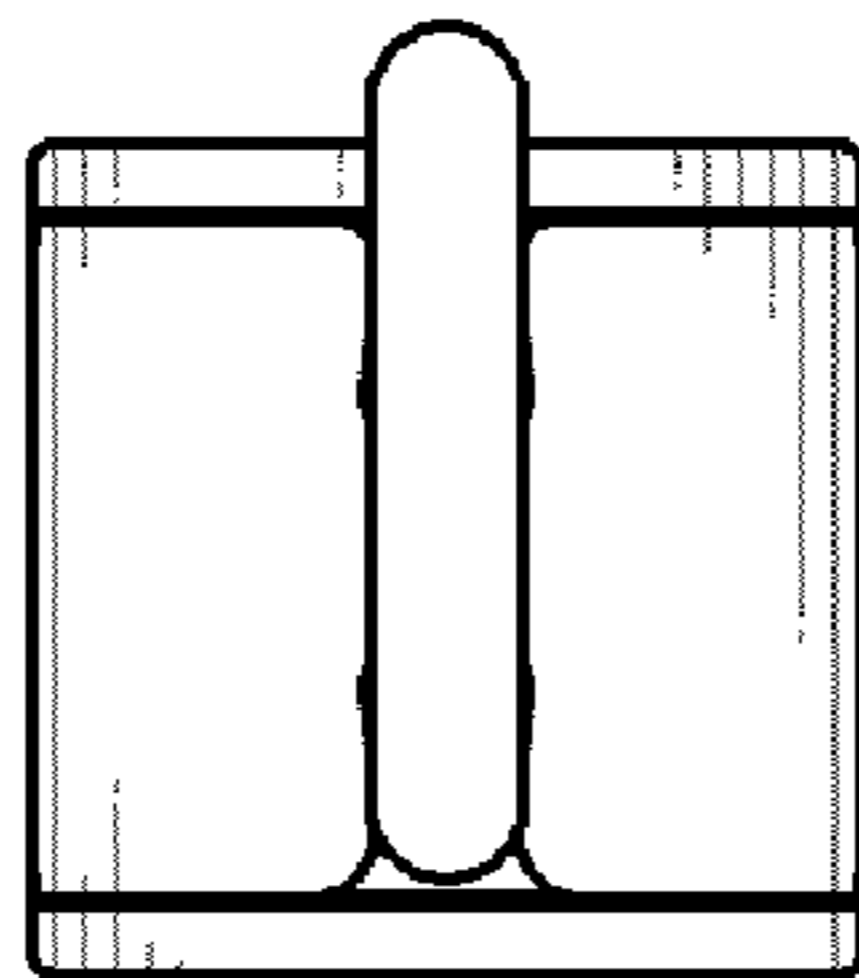


FIG. 7