



US00D597819S

(12) **United States Design Patent**
Matijevic

(10) **Patent No.:** **US D597,819 S**
(45) **Date of Patent:** **** Aug. 11, 2009**

(54) **ORNATE CUPPED FURNITURE PULL HANDLE**

(75) Inventor: **Zoran Matijevic**, Birmingham (GB)

(73) Assignee: **Crofts & Assinder Limited** (GB)

(**) Term: **14 Years**

(21) Appl. No.: **29/313,039**

(22) Filed: **Dec. 2, 2008**

(30) **Foreign Application Priority Data**

Sep. 4, 2008	(EP)	000998950-0001
Sep. 4, 2008	(EP)	000998950-0002
Sep. 4, 2008	(EP)	000998950-0003
Sep. 4, 2008	(EP)	000998950-0004
Sep. 4, 2008	(EP)	000998950-0005
Sep. 4, 2008	(EP)	000998950-0006
Sep. 4, 2008	(EP)	000998950-0007
Sep. 4, 2008	(EP)	000998950-0008
Sep. 4, 2008	(EP)	000998950-0009
Sep. 4, 2008	(EP)	000998950-0010
Sep. 4, 2008	(EP)	000998950-0011

(51) **LOC (9) Cl.** **08-06**

(52) **U.S. Cl.** **D8/313**

(58) **Field of Classification Search** D8/300-302,
D8/305, 313-321, DIG. 1; D6/633; D7/393;
D3/291, 318; D23/250-254; 292/347, 336.3;
16/101.1, 412, 414-420, 443-446, 441, 110 R,
16/111 R, DIG. 19, DIG. 20

See application file for complete search history.

(56) **References Cited**

U.S. PATENT DOCUMENTS

D161,802 S *	1/1951	Stone	D8/313
D165,561 S *	12/1951	Stone	D8/313

D169,532 S *	5/1953	Deadrick	D8/319
D192,161 S *	2/1962	Amdal	D8/302
D390,768 S *	2/1998	Caugh et al.	D8/313
D409,074 S *	5/1999	Caugh et al.	D8/313
D411,728 S *	6/1999	O'Neil	D8/305
D442,846 S *	5/2001	Bastian	D8/313
D524,139 S *	7/2006	Burns et al.	D8/302
D551,055 S *	9/2007	Jou	D8/313
D573,002 S *	7/2008	Mattson et al.	D8/313
D574,216 S *	8/2008	Jou	D8/313
D575,620 S *	8/2008	Jou	D8/313
D578,370 S *	10/2008	Samhammer et al.	D8/313
D579,308 S *	10/2008	Matijevic	D8/313
D581,769 S *	12/2008	Mattson et al.	D8/316
D584,128 S *	1/2009	Ricereto	D8/313
D589,325 S *	3/2009	Mattson et al.	D8/313
D590,233 S *	4/2009	Matijevic	D8/314

* cited by examiner

Primary Examiner—Ian Simmons

Assistant Examiner—Mark A Goodwin

(74) *Attorney, Agent, or Firm*—Chernoff, Vilhauer, McClung & Stenzel LLP

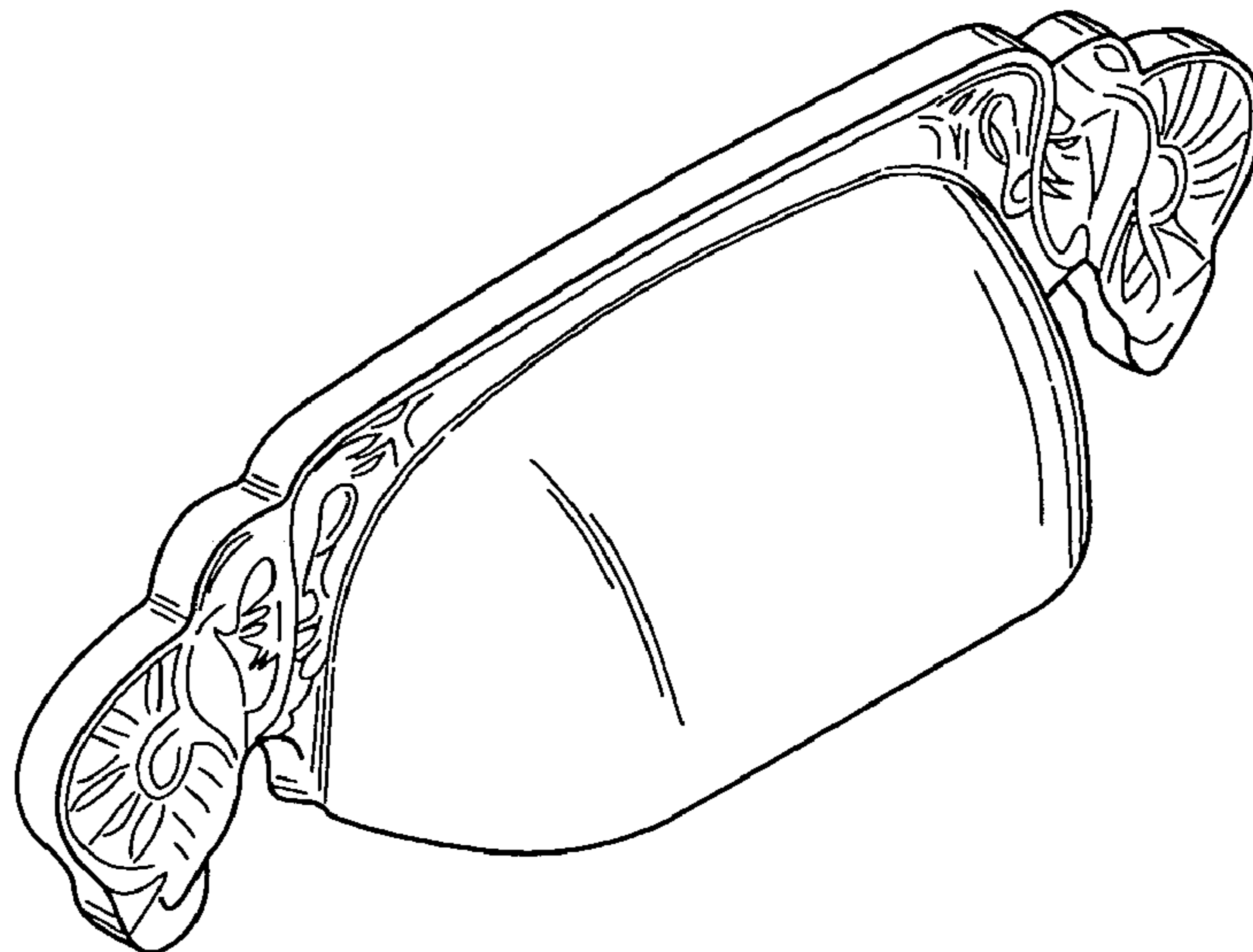
(57) **CLAIM**

The ornamental design for an ornate cupped furniture pull handle, as shown and described.

DESCRIPTION

FIG. 1 is a perspective view, looking from the front, of an ornate cupped furniture pull handle showing my new design; FIG. 2 is a front elevation view thereof; FIG. 3 being a rear elevation view thereof; FIG. 4 being a top plan view thereof; FIG. 5 being a bottom plan view thereof; and, FIG. 6 being a first end elevation view thereof, the opposite end elevation view being a mirror image thereof.

1 Claim, 2 Drawing Sheets



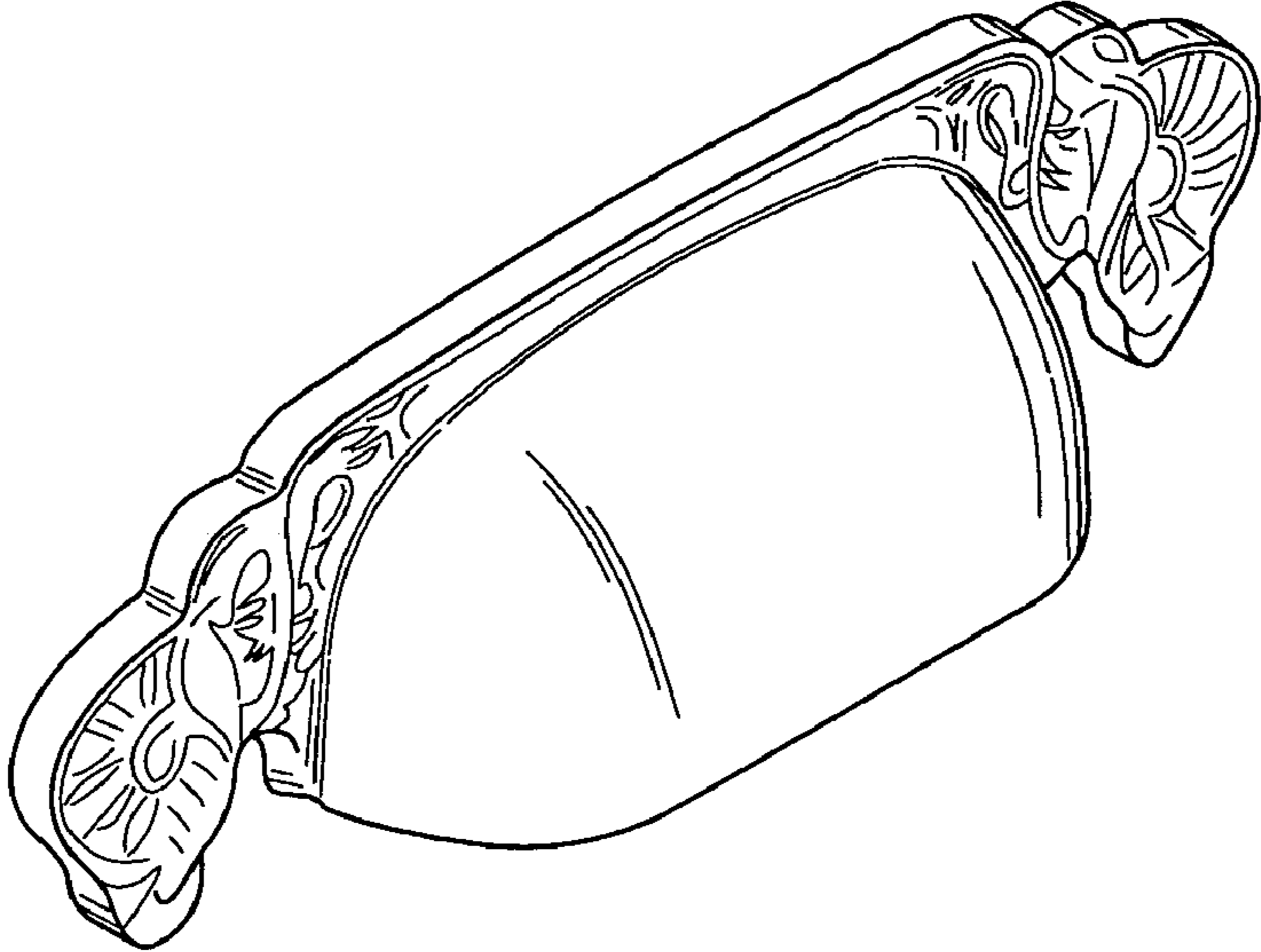


Fig. 1




Fig. 2




Fig. 3




Fig. 4




Fig. 5

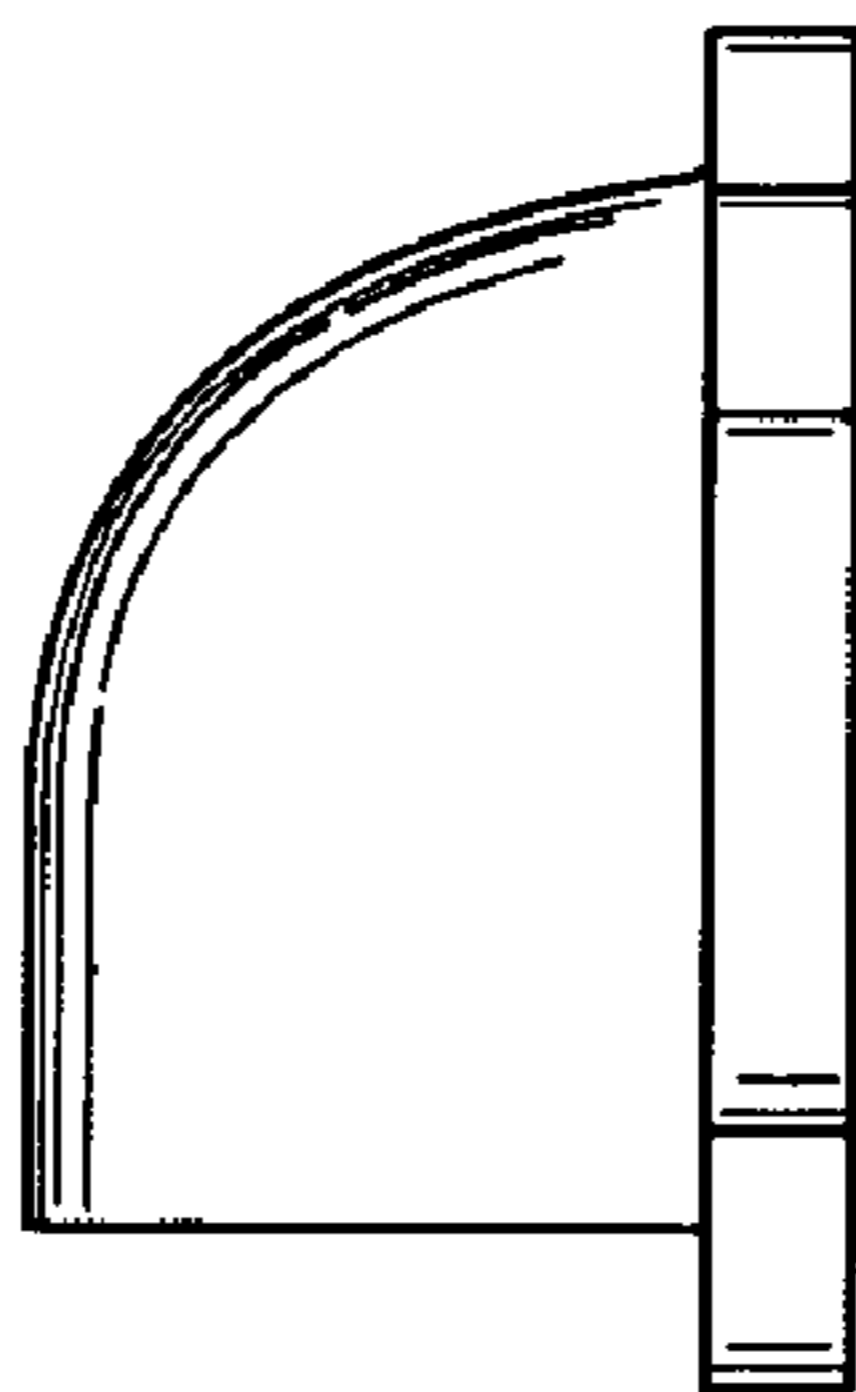


Fig. 6