



US00D597807S

(12) **United States Design Patent**
Wu

(10) **Patent No.:** **US D597,807 S**

(45) **Date of Patent:** **** Aug. 11, 2009**

(54) **ADJUSTABLE WRENCH HEAD**

(75) Inventor: **Arthur Wu**, Taichung (TW)

(73) Assignee: **Proxene Tools Co., Ltd.**, Shen Kang Hsiang (TW)

(**) Term: **14 Years**

(21) Appl. No.: **29/330,210**

(22) Filed: **Dec. 31, 2008**

(51) **LOC (9) Cl.** **08-05**

(52) **U.S. Cl.** **D8/22**

(58) **Field of Classification Search** D8/21-29,
D8/44, 81-87, 102-107, 98, 99, 55, 93, 94;
81/60-63.2, 177.1, 177.85, 177.8, 489, 125.1,
81/121.1, 119-120, 176.1, 186, 177.9, 185.1,
81/176.2, 165, 170, 3.35, 58, 3.345, 155;
206/378; 16/429, 441, 124.6; 7/100, 138,
7/168, 157; D24/146

See application file for complete search history.

(56) **References Cited**

U.S. PATENT DOCUMENTS

1,407,110 A * 2/1922 Wutke 81/58.3
5,331,869 A * 7/1994 Webb 81/177.1
D351,770 S * 10/1994 Stone D8/22
6,112,625 A * 9/2000 Turtle 81/177.2
6,186,034 B1 * 2/2001 Lamons 81/177.9

D444,044 S * 6/2001 Chen D8/21
D507,163 S * 7/2005 Hsien D8/22
7,017,455 B2 * 3/2006 Hsien 81/177.1
7,201,085 B1 * 4/2007 Hsieh 81/177.1

* cited by examiner

Primary Examiner—Raphael Barkai

Assistant Examiner—Randall H Gholson

(74) *Attorney, Agent, or Firm*—Banger Shia

(57) **CLAIM**

I claim the ornamental design for an adjustable wrench head, as shown and described.

DESCRIPTION

FIG. 1 is a perspective view of an adjustable wrench head;

FIG. 2 is a front view thereof;

FIG. 3 is a rear view thereof;

FIG. 4 is a left view thereof;

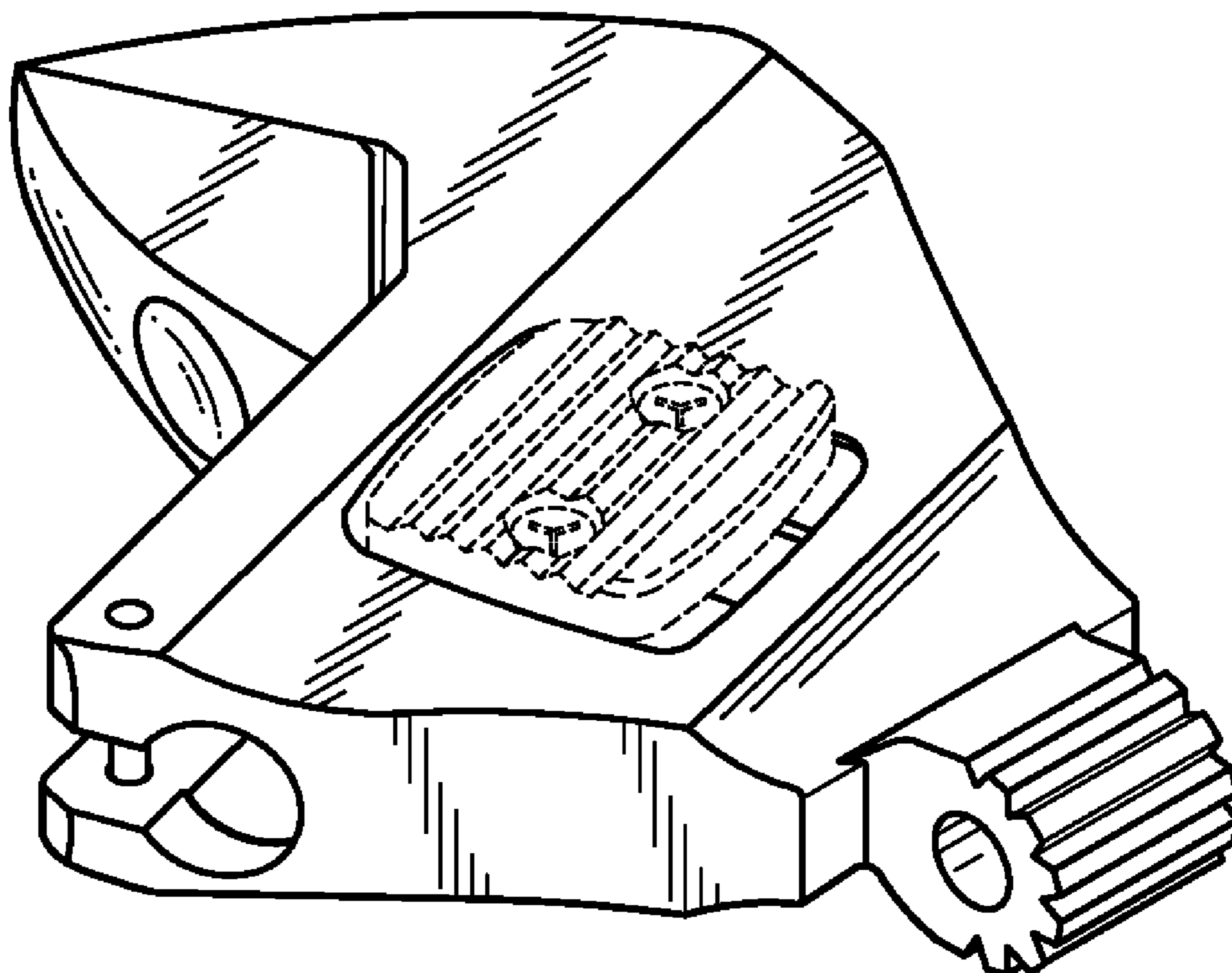
FIG. 5 is a right view thereof;

FIG. 6 is a top plan view thereof; and,

FIG. 7 is a bottom plan view thereof.

The ornamental design which is claimed is shown in solid lines in the drawings. The broken lines shown in the drawings illustrate unclaimed portions of the article and form no part of the claimed design.

1 Claim, 5 Drawing Sheets



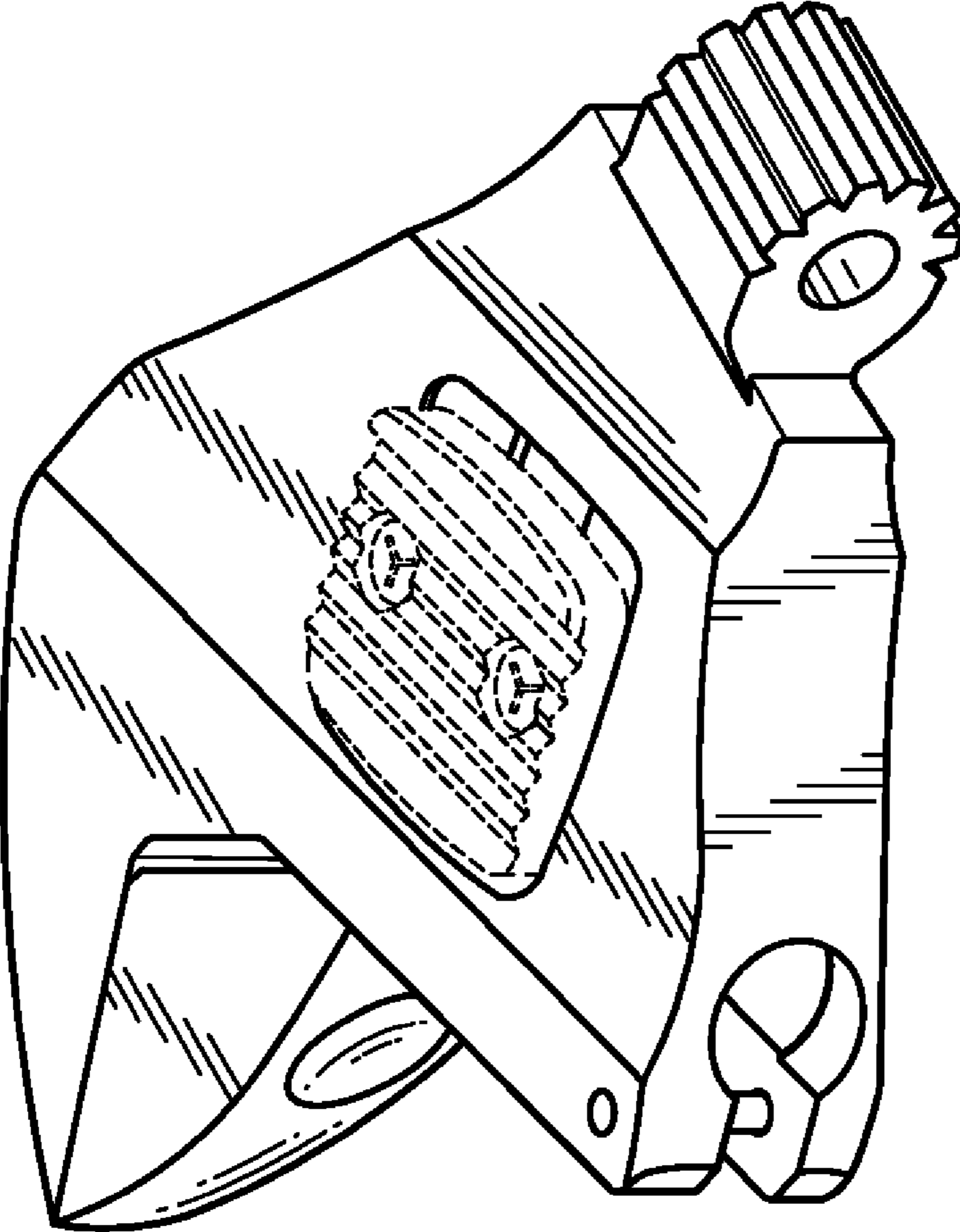


FIG. 1




FIG. 2

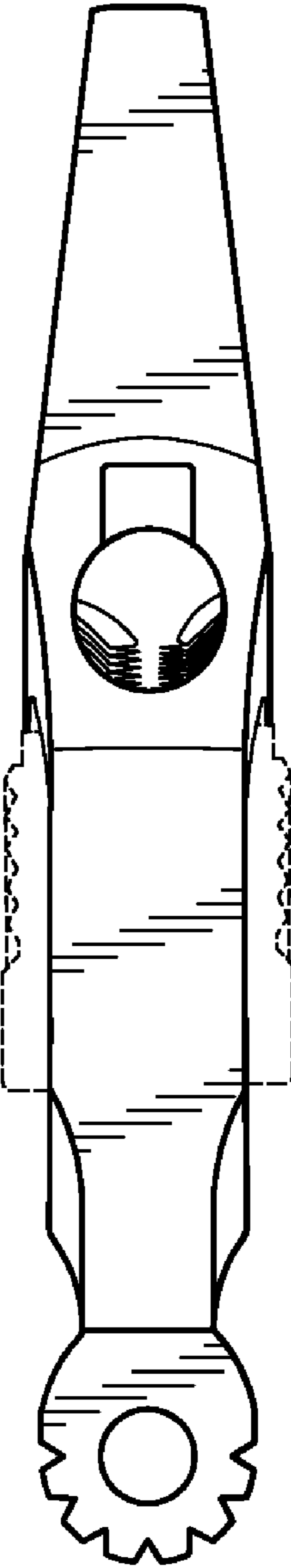


FIG. 3




FIG. 4

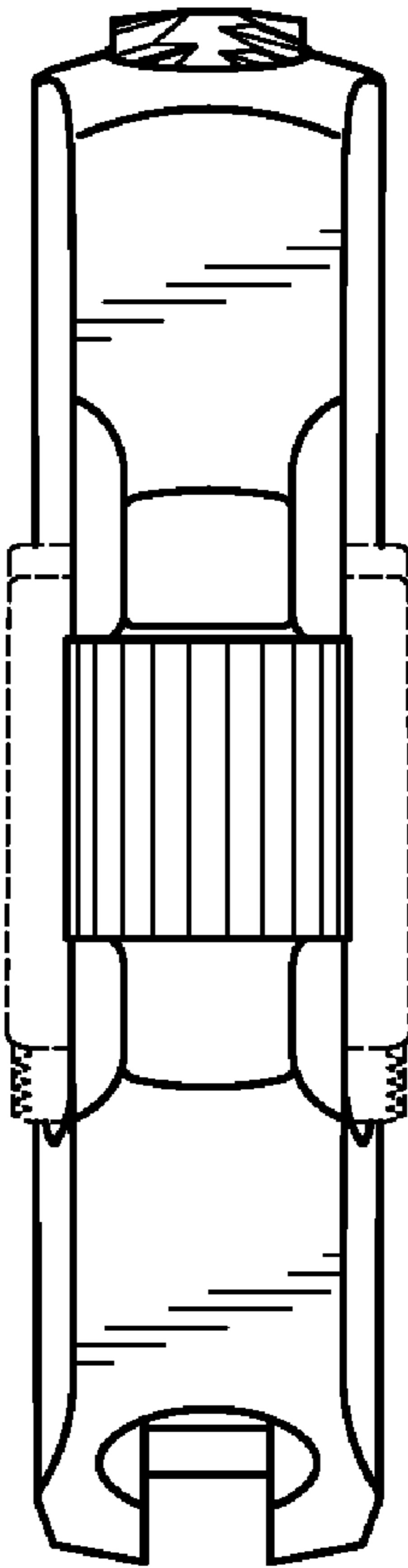


FIG. 5

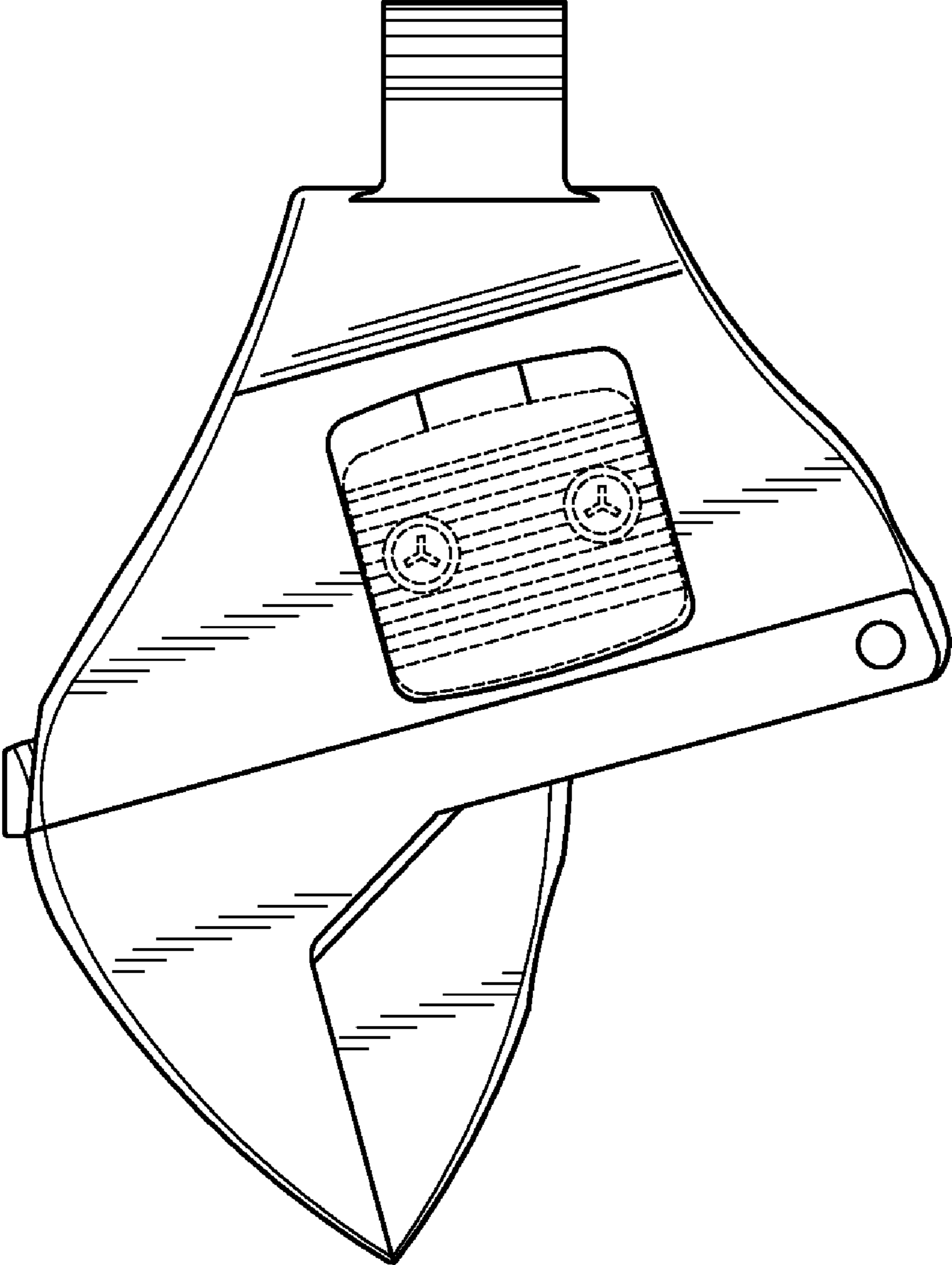


FIG. 6

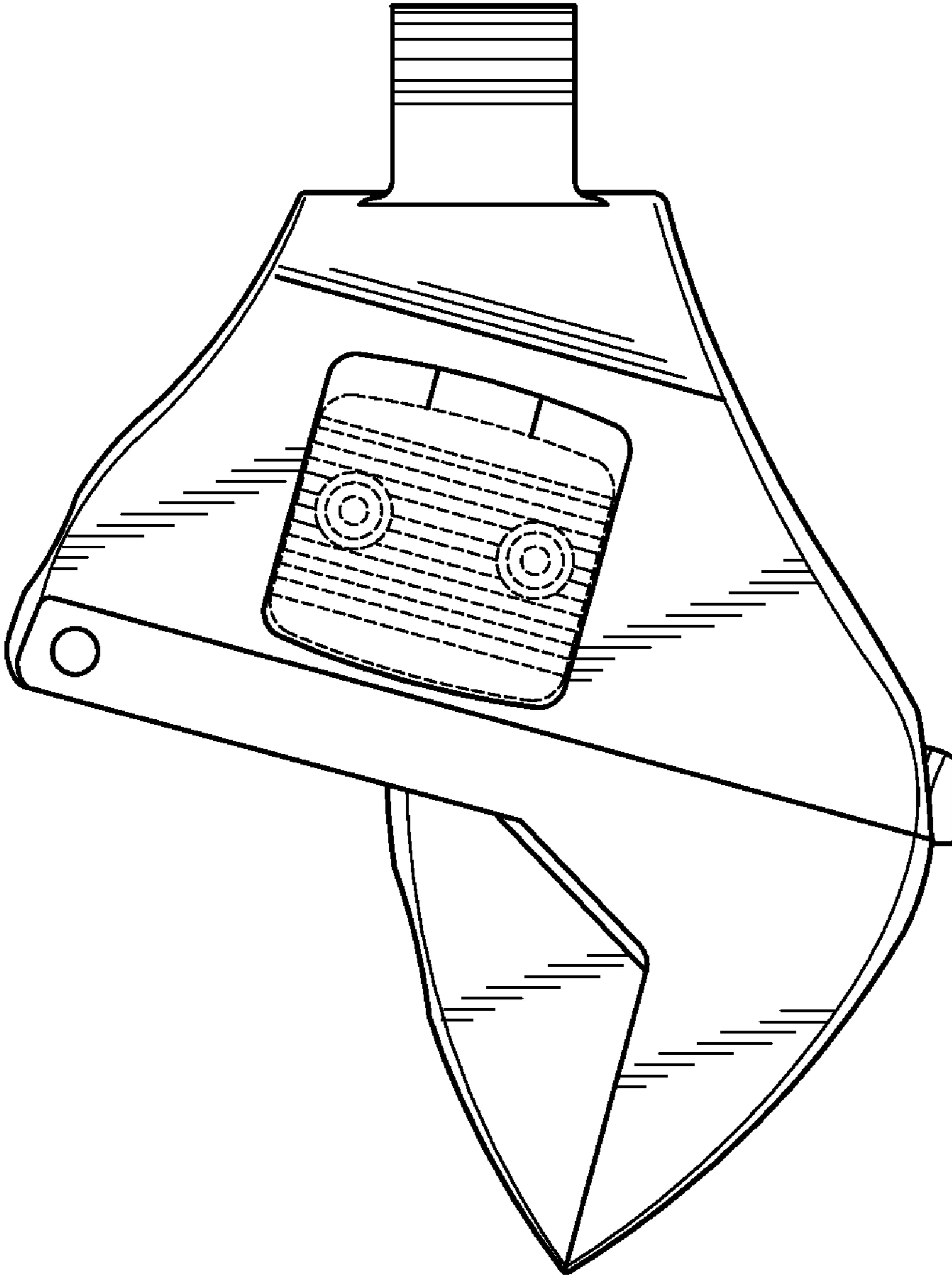


FIG. 7