



US00D597802S

(12) **United States Design Patent**
Yu

(10) **Patent No.:** **US D597,802 S**

(45) **Date of Patent:** **** Aug. 11, 2009**

(54) **CULINARY UTENSIL**

(75) Inventor: **Siu Kwan Yu**, Kowloon (HK)

(73) Assignee: **Maxpat Trading & Marketing (Far East) Limited**, Hong Kong (HK)

(**) Term: **14 Years**

(21) Appl. No.: **29/273,060**

(22) Filed: **Feb. 26, 2007**

(51) **LOC (9) Cl.** **07-02**

(52) **U.S. Cl.** **D7/690**

(58) **Field of Classification Search** D7/690,
D7/393, 395, 612-615, 628, 602, 606, 600;
416/69, 70 R, 71, 72, 227 R; 366/129, 130,
366/342-344; D9/643, 644, 428, 429; 206/457;
220/780-806, 4.21

See application file for complete search history.

(56) **References Cited**

U.S. PATENT DOCUMENTS

1,072,251	A *	9/1913	Parham	416/70 R
1,910,302	A *	5/1933	Maslow	416/70 R
3,412,983	A *	11/1968	Kesilman et al.	416/70 R
4,735,510	A *	4/1988	Barbour et al.	366/343
6,273,602	B1 *	8/2001	Steiner et al.	366/129
D480,612	S *	10/2003	Schulein	D7/690
D492,165	S *	6/2004	Cheung	D7/690

D527,959 S * 9/2006 Fung D7/690

* cited by examiner

Primary Examiner—Terry A Wallace

(74) *Attorney, Agent, or Firm*—Ostrolenk, Faber, Gerb & Soffen, LLP

(57) **CLAIM**

The ornamental design for “culinary utensil,” as is as shown and described.

DESCRIPTION

The file of this patent contains at least one drawing executed in color. Copies of this patent with color drawings will be provided by the Office upon request and payment of the necessary fee.

FIG. 1 is a perspective view of a “culinary utensil” showing my new design;

FIG. 2 is a side view thereof;

FIG. 3 is another side view thereof;

FIG. 4 is a front view thereof;


FIG. 5 is a rear view thereof;

FIG. 6 is a top view thereof; and,

FIG. 7 is a bottom view thereof.

The broken line showing the handle is for illustrative purpose only and form no part of the claimed design.

1 Claim, 4 Drawing Sheets
(4 of 4 Drawing Sheet(s) Filed in Color)






FIG. 1

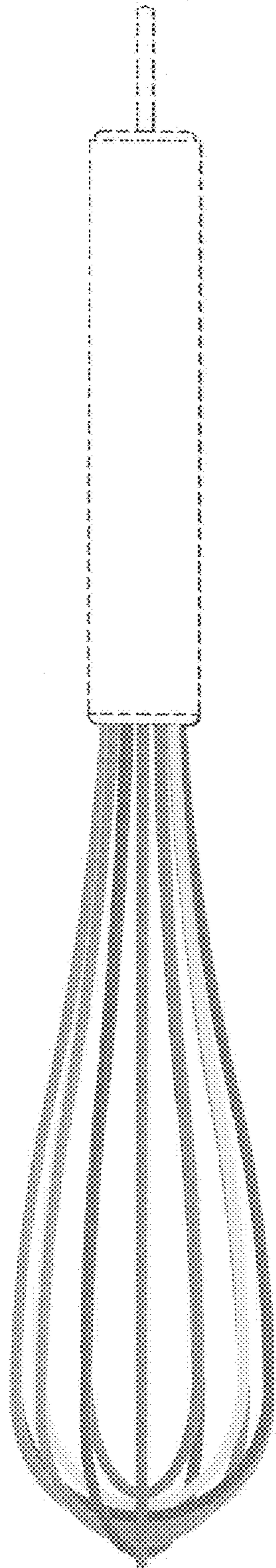


FIG. 2

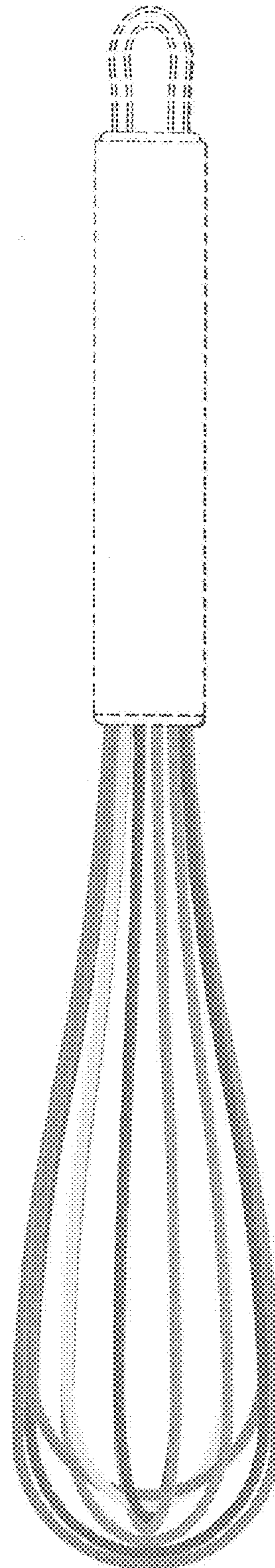


FIG. 4

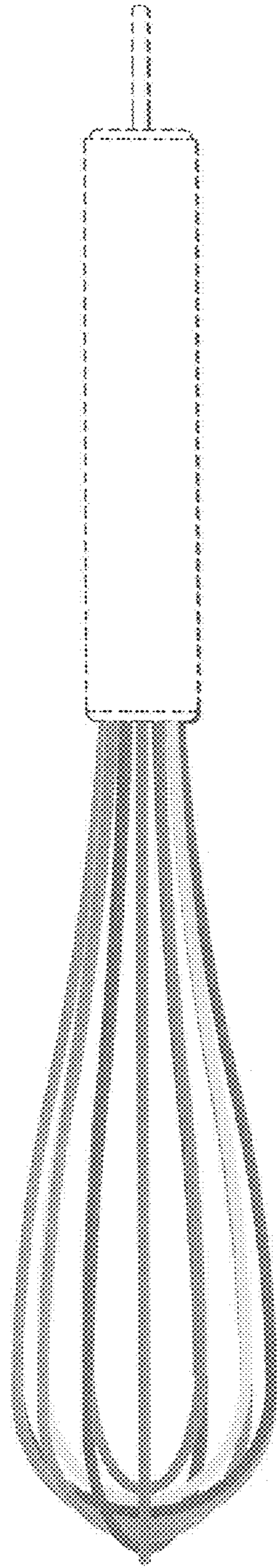


FIG. 3

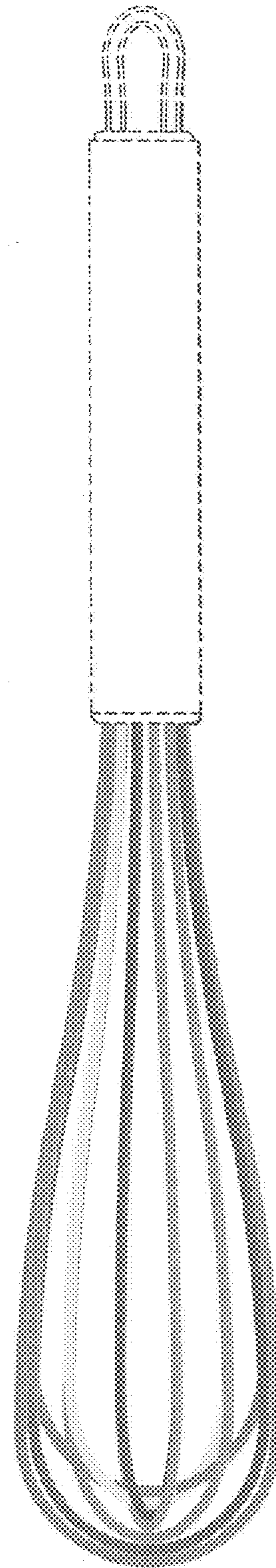


FIG. 5

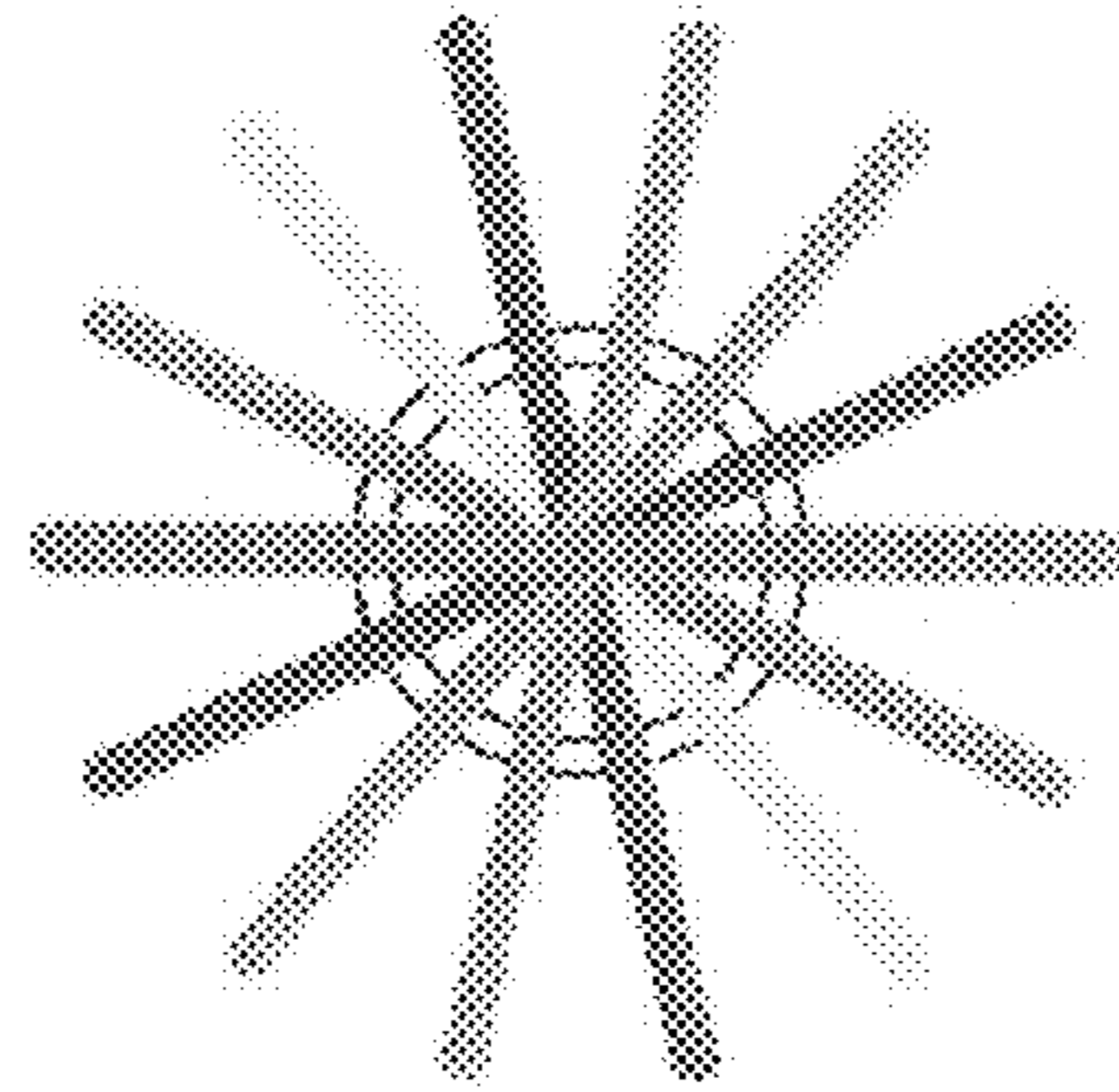


FIG. 6

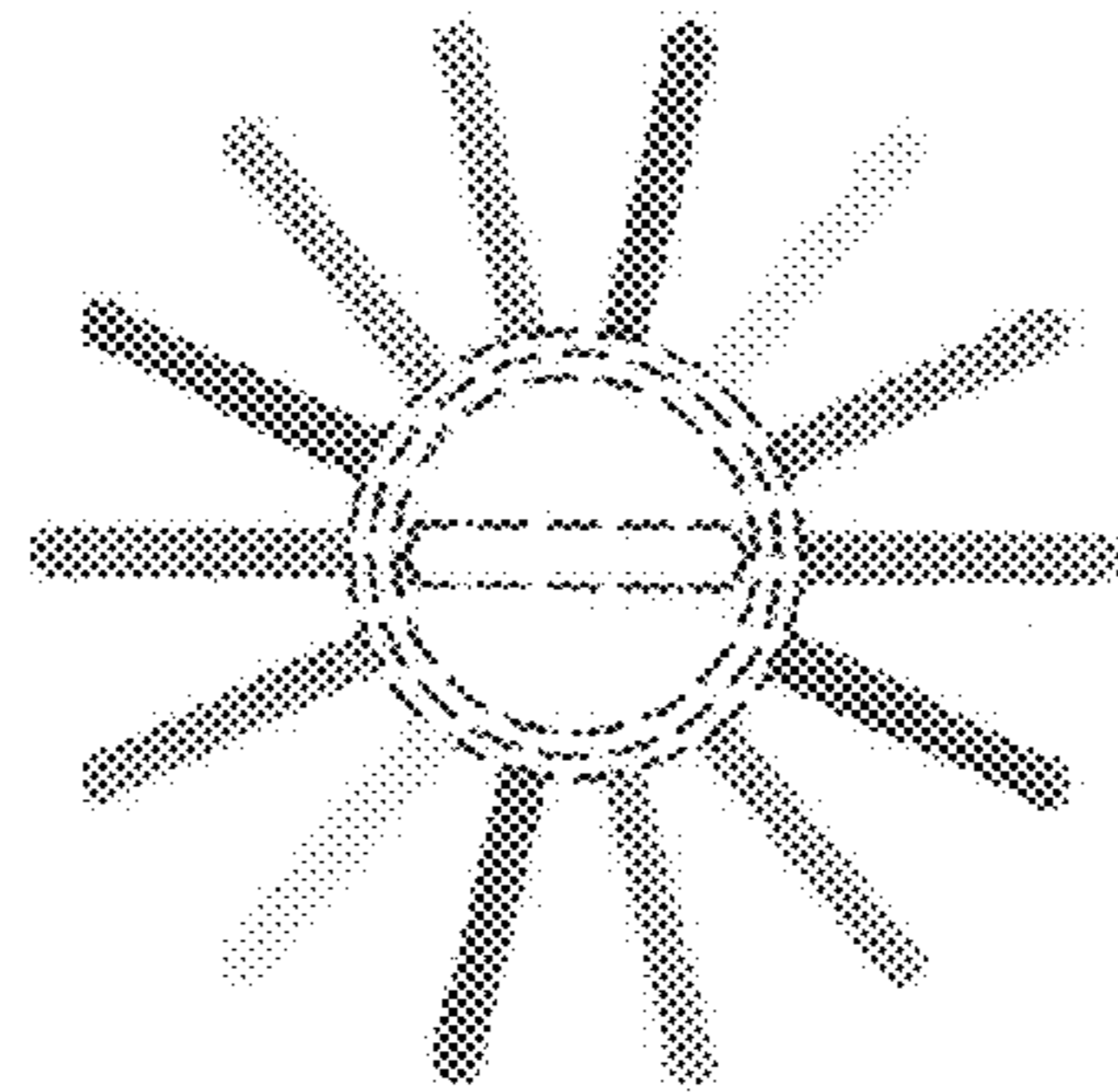


FIG. 7