

US00D597798S

(12) **United States Design Patent**
Coppo

(10) **Patent No.:** **US D597,798 S**

(45) **Date of Patent:** **** Aug. 11, 2009**

(54) **KNIFE**

(75) Inventor: **Pierluigi Coppo**, Milan (IT)

(73) Assignee: **Sambonet Paderno Industrie S.p.A.**,
Milan (IT)

(**) Term: **14 Years**

(21) Appl. No.: **29/312,061**

(22) Filed: **Sep. 29, 2008**

(51) **LOC (9) Cl.** **07-03**

(52) **U.S. Cl.** **D7/649**

(58) **Field of Classification Search** D4/138;
D7/393, 395, 401.2, 642-653, 662-664, 688,
D7/695-696; D22/118; 30/123.5-123.7,
30/124-125, 128, 142-143, 147-149, 304,
30/316, 340-346, 353, 355, 394; 219/121.14
See application file for complete search history.

(56) **References Cited**

U.S. PATENT DOCUMENTS

D84,654 S	7/1931	Saارين	
D104,467 S	5/1937	O'Donnell	
D110,283 S	6/1938	Goodrich	
D142,714 S	10/1945	Helander	
D145,144 S	7/1946	Price	
D180,464 S	6/1957	Weeber	
D181,450 S	11/1957	Barata et al.	
D198,908 S	8/1964	Hanh	
4,147,918 A	4/1979	Ritter et al.	
D254,947 S	5/1980	Knope	
D305,289 S *	1/1990	Robinson et al.	D7/662
D334,118 S	3/1993	Gebhardt	
D402,500 S	12/1998	Welch	
D423,875 S	5/2000	Toffolon	
D424,887 S *	5/2000	Stokes	D7/649
D455,936 S	4/2002	Welch	
D478,482 S	8/2003	Berard et al.	

D491,025 S	6/2004	Welch	
D492,549 S	7/2004	Welch	
D497,083 S	10/2004	Welch	
D503,540 S	4/2005	Barber	
D509,997 S *	9/2005	Tihany	D7/642
D512,607 S	12/2005	Bodum	
D540,627 S	4/2007	Tarrerias	
D546,135 S	7/2007	Ricks	
D546,137 S	7/2007	Junko	
D549,055 S	8/2007	Shane-Schuldt	
D558,533 S	1/2008	de Bretton Gordon	
D565,360 S *	4/2008	Ito	D7/653
D565,362 S	4/2008	Ito	
D572,088 S	7/2008	de Bretton Gordon	
D575,116 S	8/2008	Williams	
D575,998 S	9/2008	de Bretton Gordon	
D578,357 S	10/2008	Shane-Schuldt	
D579,730 S	11/2008	Williams	

* cited by examiner

Primary Examiner—Caron Veynar

Assistant Examiner—Ricky Pham

(74) *Attorney, Agent, or Firm*—Hedman & Costigan PC;
Kathleen A. Costigan

(57) **CLAIM**

The ornamental design for a knife, as shown.

DESCRIPTION

FIG. 1 is a top and right side perspective view of a knife showing my new design;

FIG. 2 is a right side elevational view thereof;

FIG. 3 is a left side elevational view thereof;

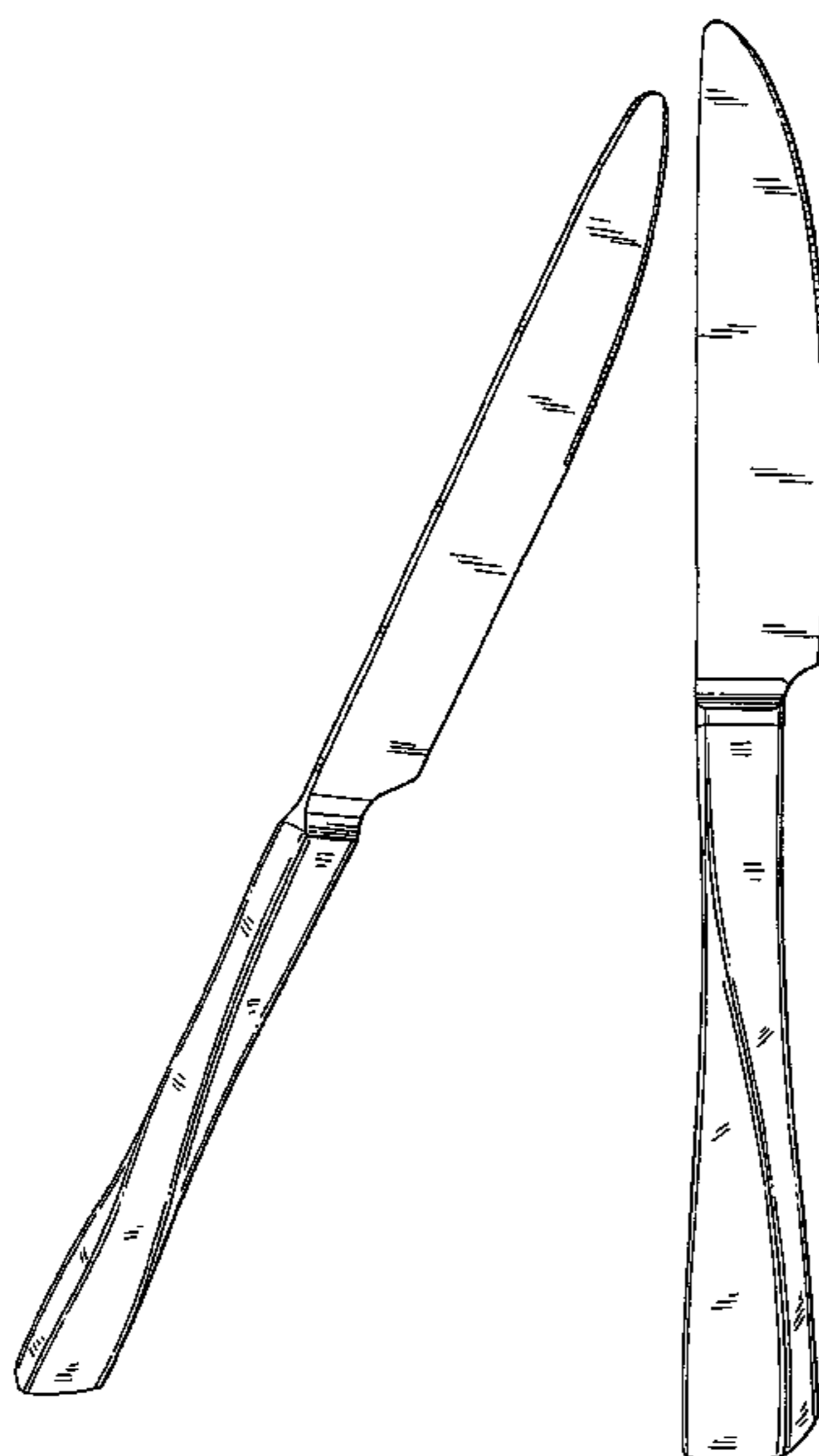
FIG. 4 is a top plan view thereof;

FIG. 5 is a bottom plan view thereof;

FIG. 6 is a front elevational view thereof; and,

FIG. 7 is a back elevational view thereof.

1 Claim, 7 Drawing Sheets



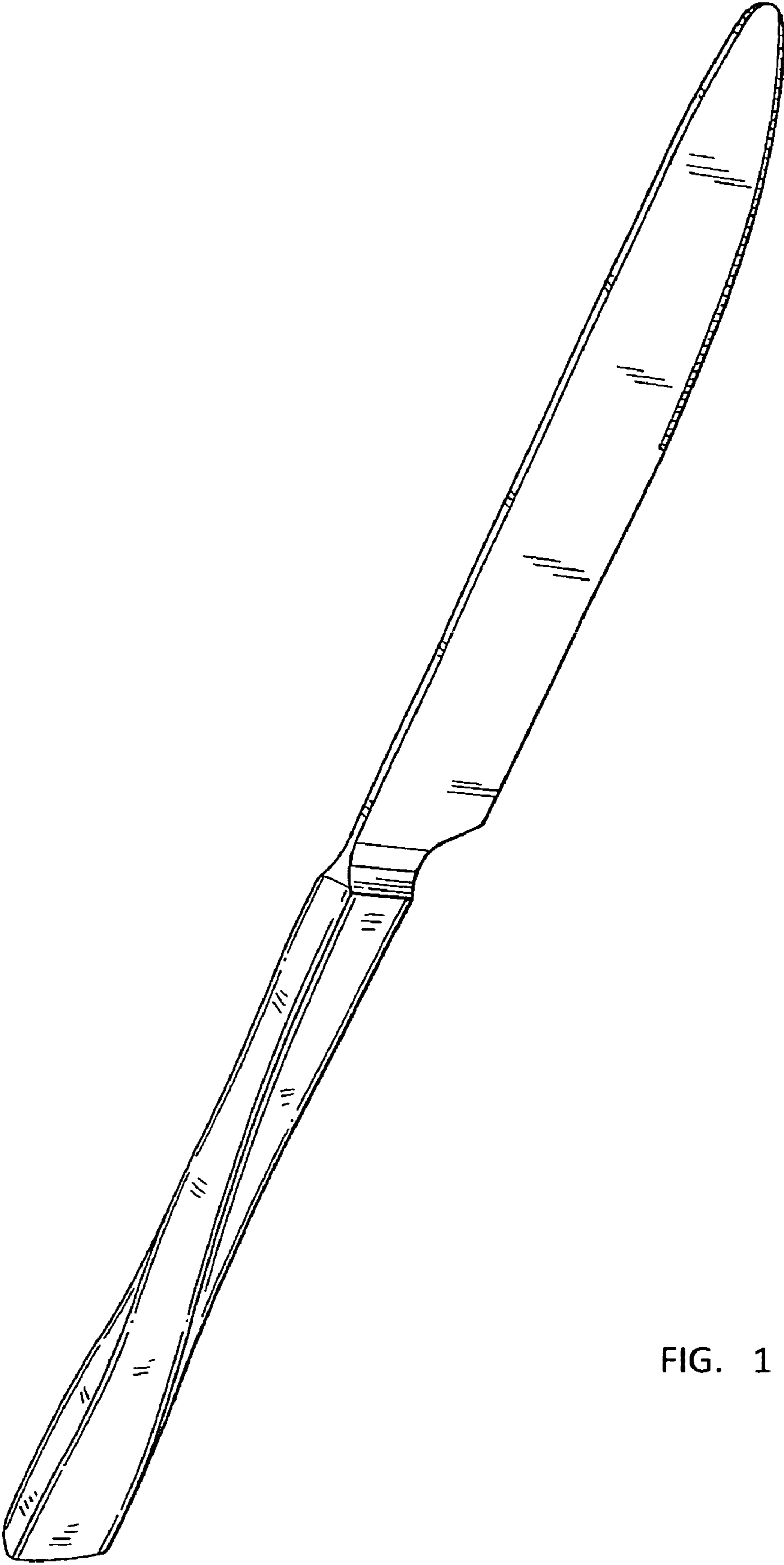


FIG. 1

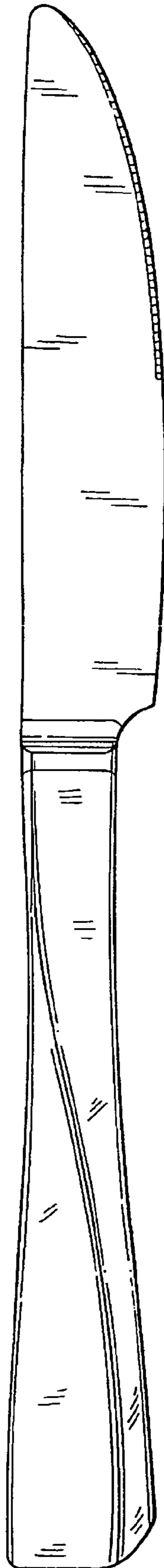


FIG. 2

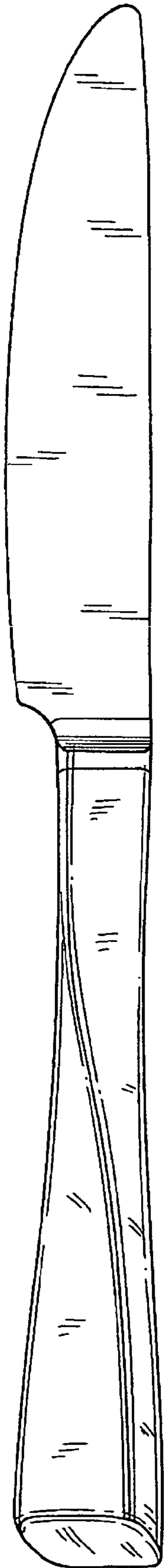


FIG. 3



FIG. 4



FIG. 5

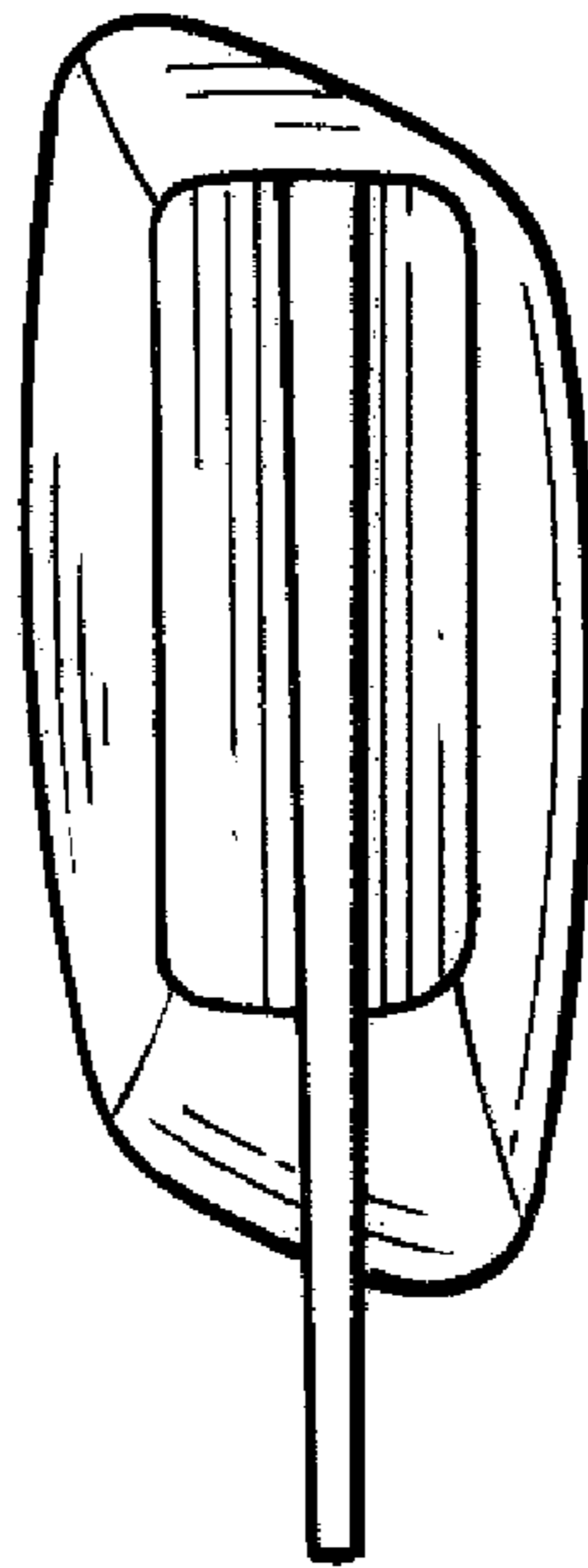


FIG. 6

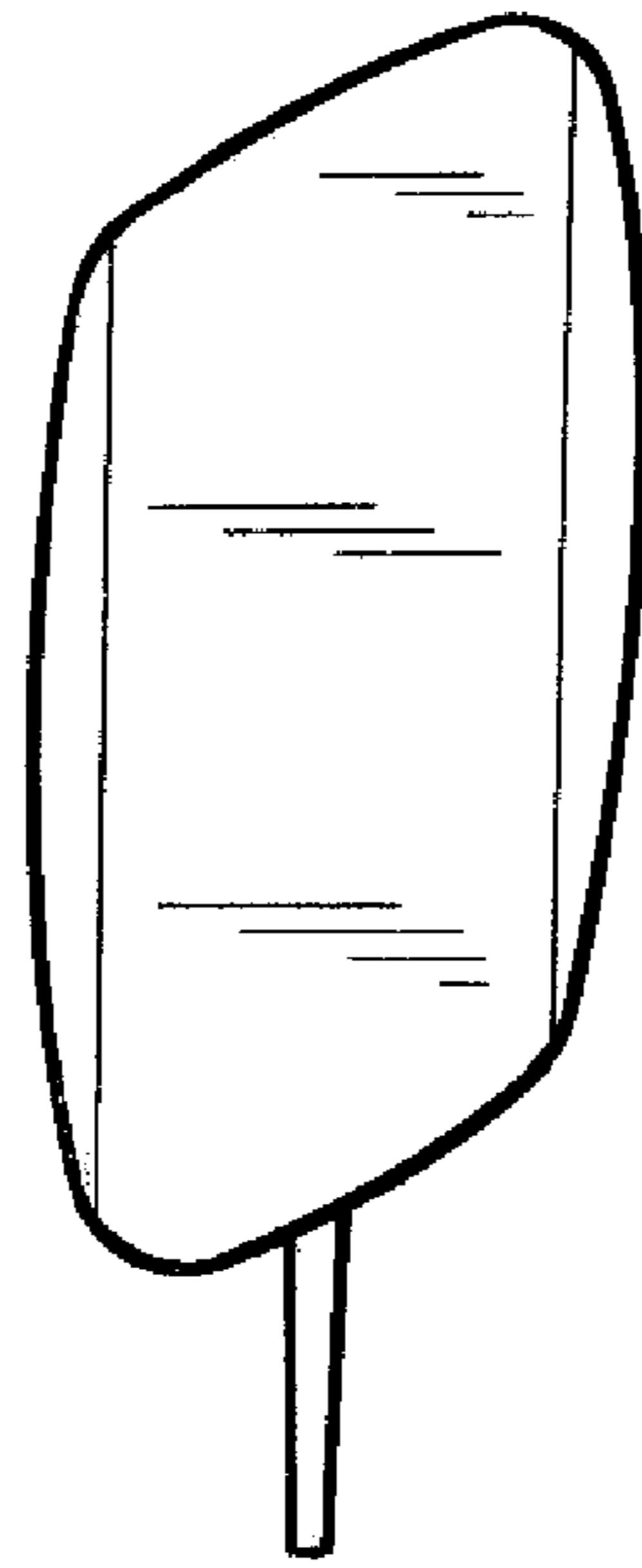


FIG. 7