



US00D597792S

(12) **United States Design Patent**
Lion et al.

(10) **Patent No.:** **US D597,792 S**
(45) **Date of Patent:** **** Aug. 11, 2009**

(54) **DOUBLE-WALLED GLASS**

(75) Inventors: **Mathieu Lion**, Paris (FR); **Elodie Brisset**, Paris (FR)

(73) Assignee: **Mastrad, S.A.**, Paris (FR)

(**) Term: **14 Years**

(21) Appl. No.: **29/331,432**

(22) Filed: **Jan. 26, 2009**

(30) **Foreign Application Priority Data**

Jul. 25, 2008 (WO) PCT/DM/070544
Jul. 28, 2008 (EP) 000978226-0001

(51) **LOC (9) Cl.** **07-01**

(52) **U.S. Cl.** **D7/523; D7/509**

(58) **Field of Classification Search** D7/500,
D7/509, 523, 510, 511, 533-532; D9/428,
D9/500, 502, 520, 538, 539; D26/9, 11,
D26/23, 10; 206/519; 215/387, DIG. 7,
215/382, 380; 220/703, 592.16, 592.17,
220/606, 710.5

See application file for complete search history.

(56) **References Cited**

U.S. PATENT DOCUMENTS

1,997,055 A * 4/1935 Graefe 215/12.1
D222,375 S * 10/1971 Bencik D7/523
4,937,701 A * 6/1990 Schroder 362/161
5,090,213 A * 2/1992 Glassman 62/457.3
D438,430 S * 3/2001 Gabrhel D7/523
D481,473 S * 10/2003 Walsh D26/9
6,640,558 B1 * 11/2003 Zenisek 62/66

D519,785 S * 5/2006 Bodum D7/523
7,124,603 B2 * 10/2006 Bianco 62/457.3
D550,033 S * 9/2007 Bodum D7/509
D550,034 S * 9/2007 Bodum D7/509
D551,502 S * 9/2007 Bodum D7/509
D553,437 S * 10/2007 Bodum D7/523
D553,440 S * 10/2007 Bodum D7/523
D553,909 S * 10/2007 Bodum D7/523
D565,354 S * 4/2008 Bodum D7/523
D577,260 S * 9/2008 Bodum D7/523
D582,580 S * 12/2008 Spangler et al. D26/9
2005/0184074 A1 * 8/2005 Simmons et al. 220/592.17

* cited by examiner

Primary Examiner—Robert M Spear

Assistant Examiner—Cynthia Underwood

(74) *Attorney, Agent, or Firm*—Connolly Bove Lodge & Hutz LLP

(57) **CLAIM**

The ornamental design for double-walled glass, as shown and described.

DESCRIPTION

FIG. 1 is a perspective view of the double-walled glass;

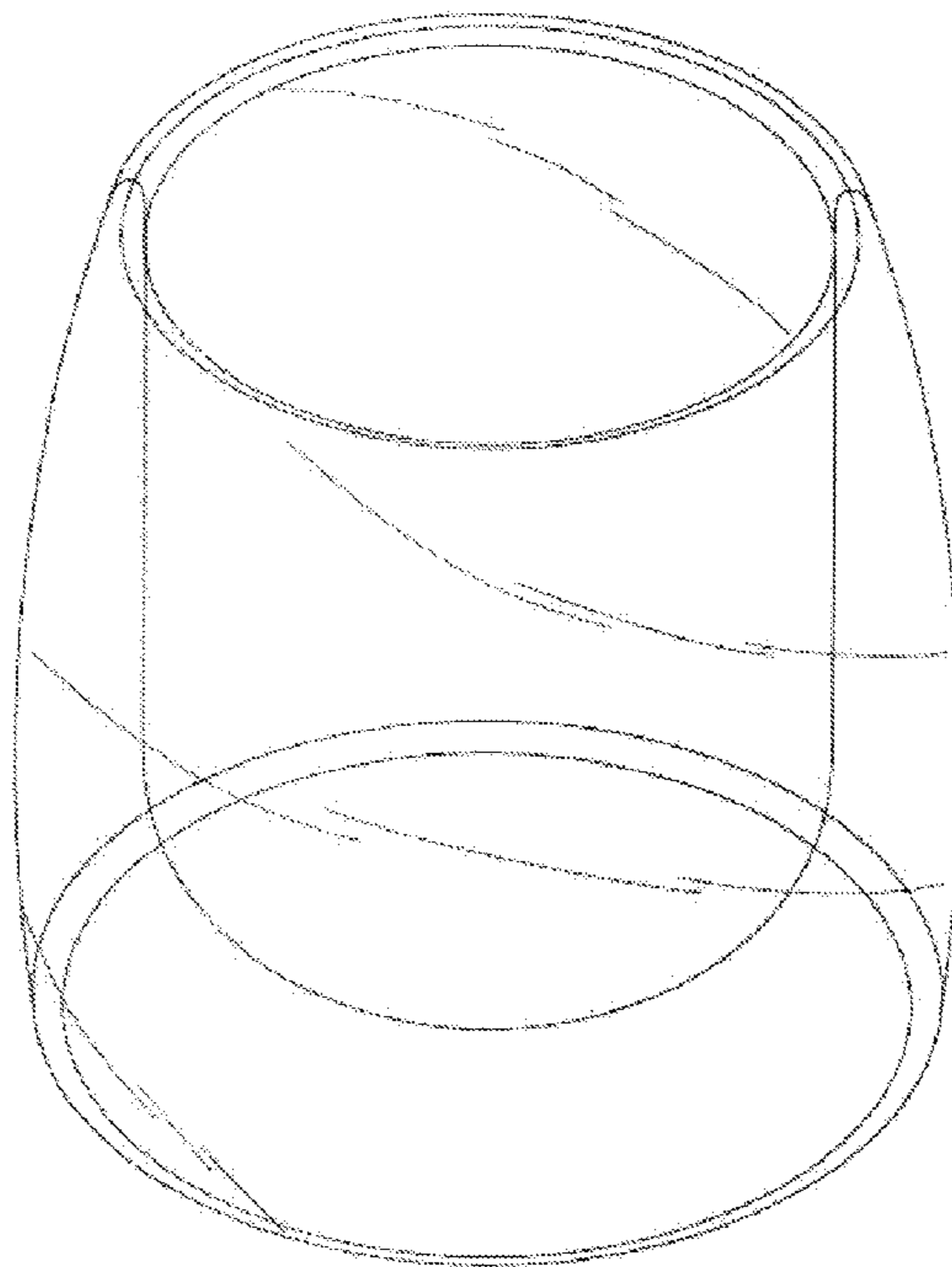
FIG. 2 is a front view of the double-walled glass shown in FIG. 1;

FIG. 3 is a top view of the double-walled glass shown in FIG. 1;

FIG. 4 is a bottom view of the double-walled glass shown in FIG. 1; and,

FIG. 5 is a cross-sectional view of the double-walled glass taken along section 5—5 of FIG. 3.

1 Claim, 4 Drawing Sheets



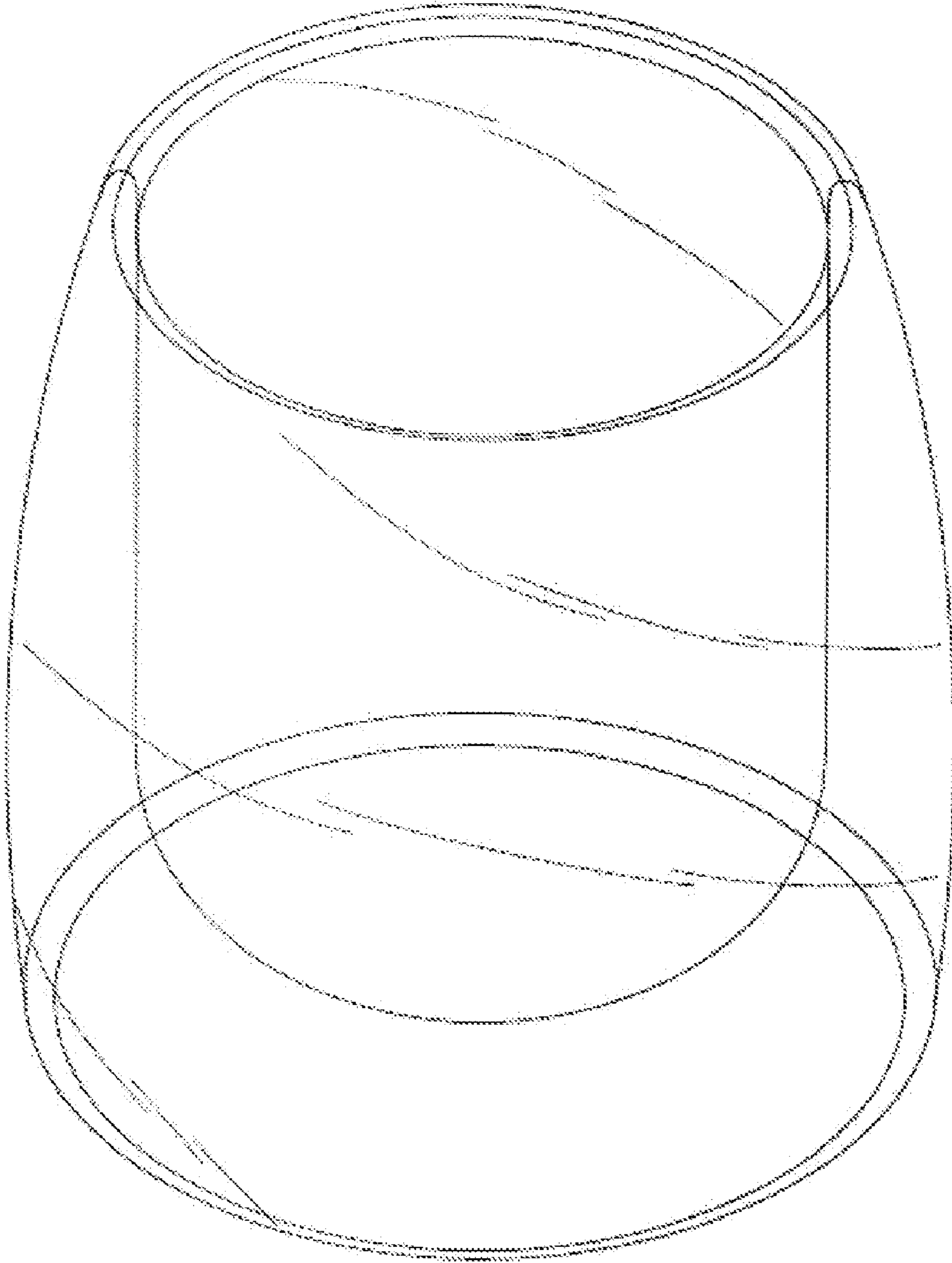


Figure 1

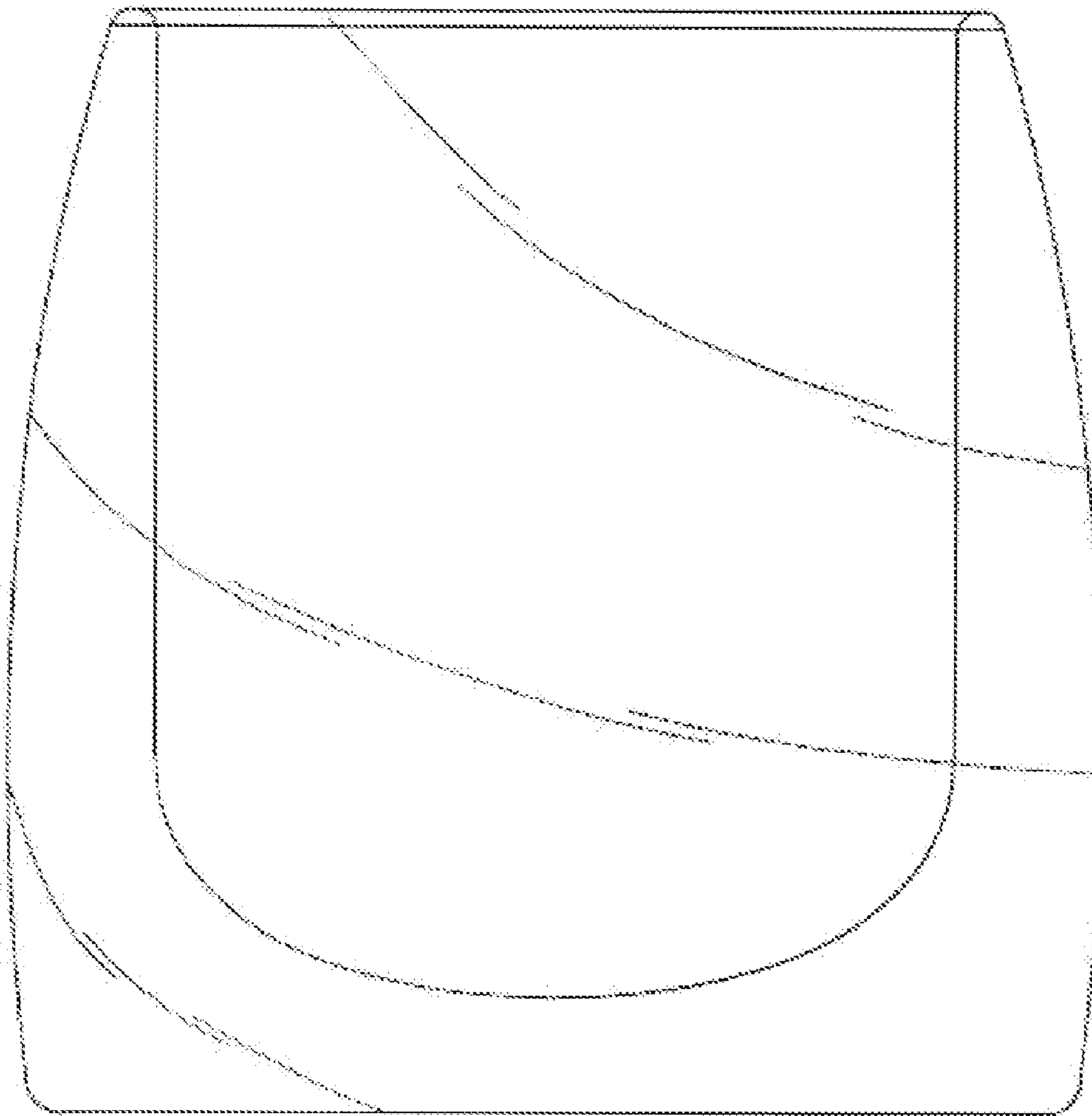


Figure 2

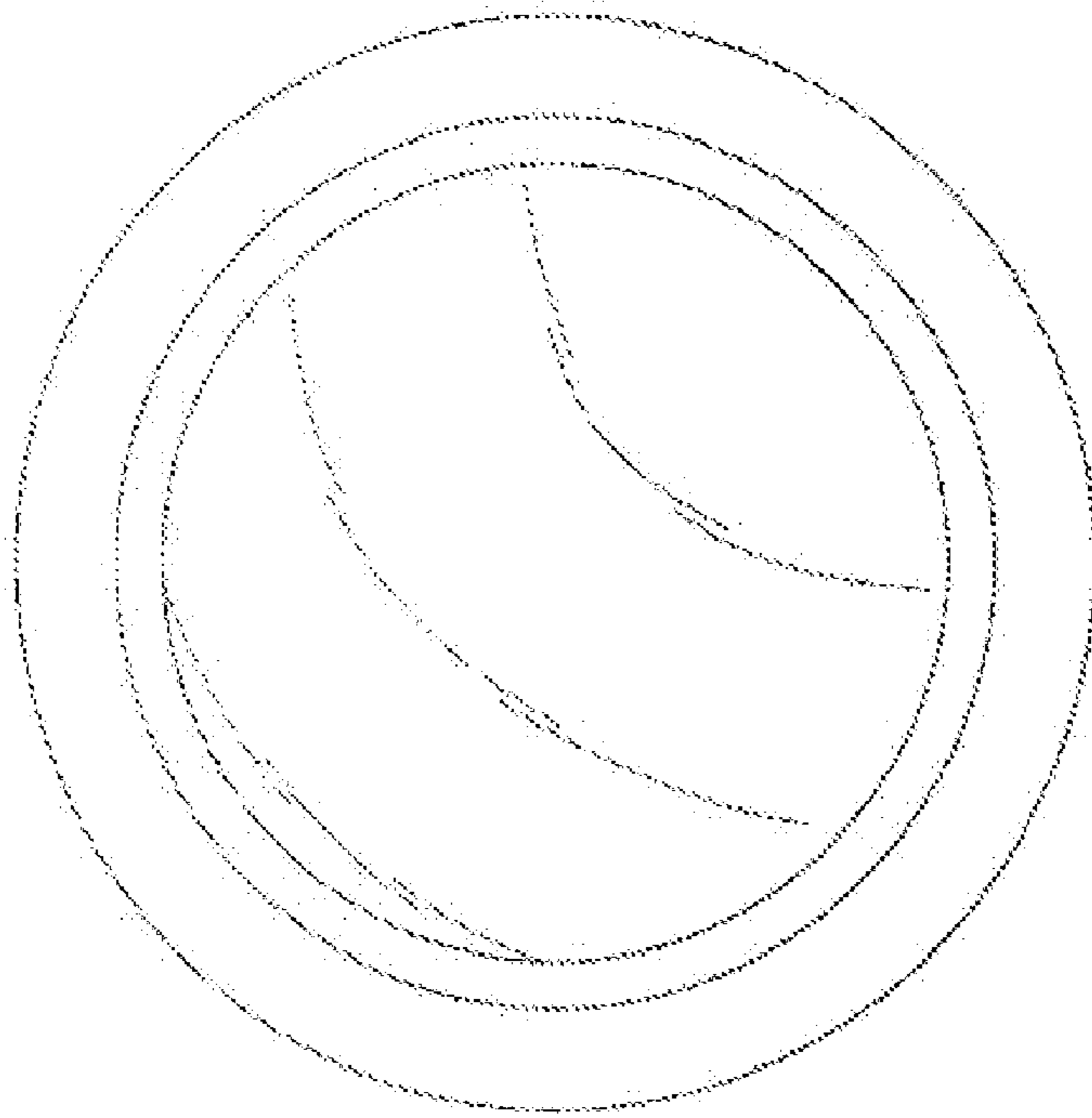


Figure 3

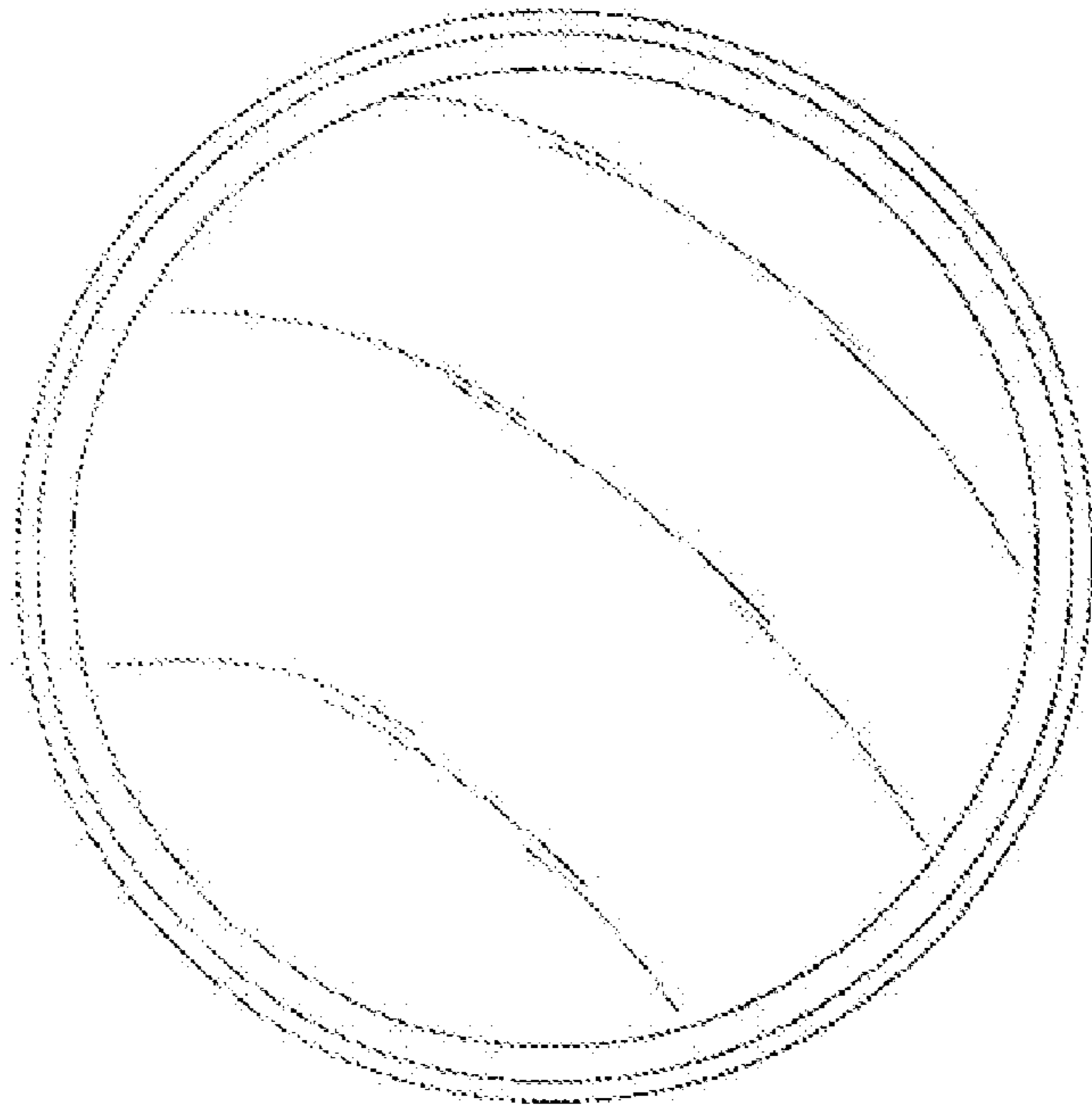


Figure 4

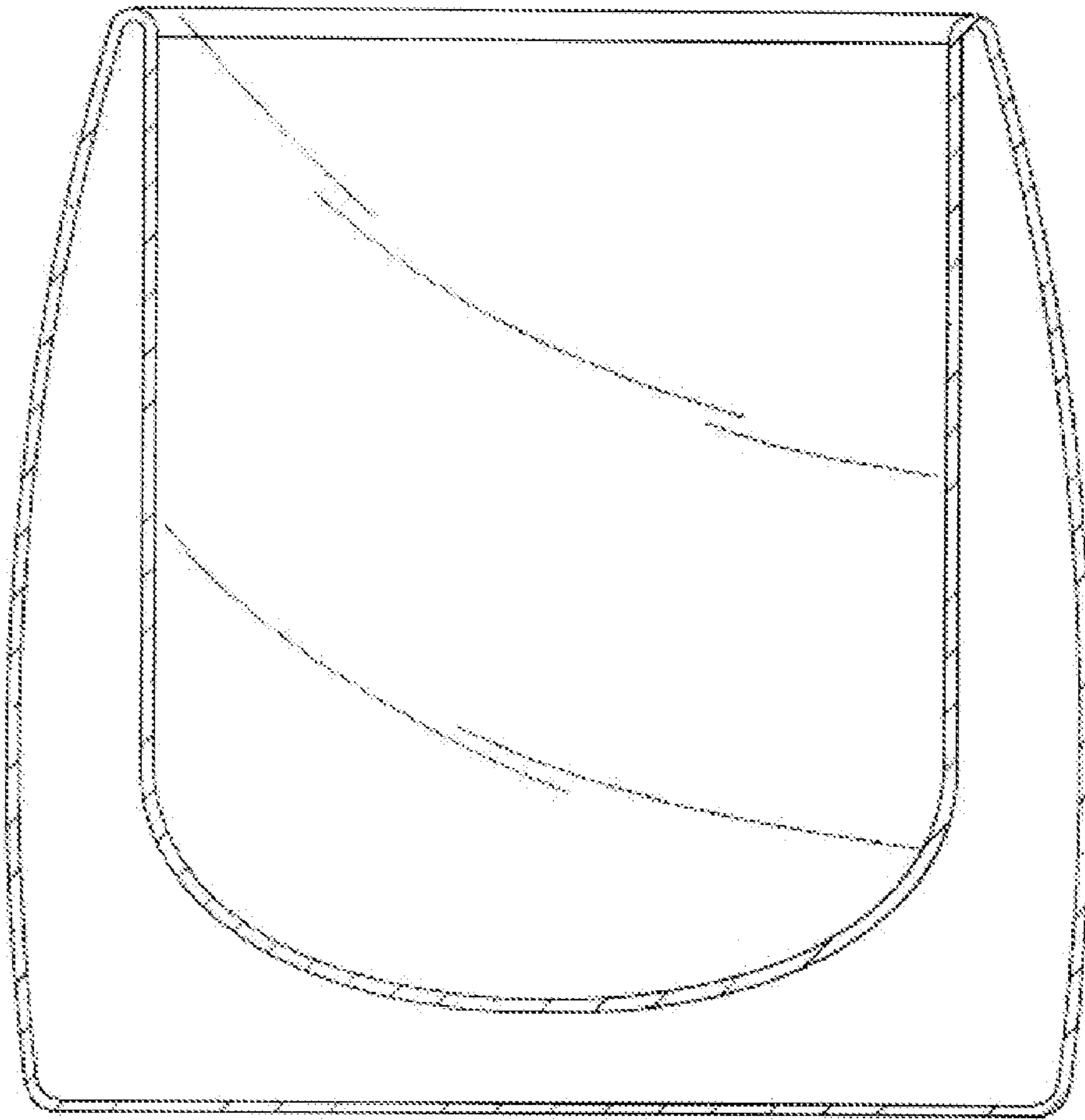


Figure 5