

US00D597779S

(12) **United States Design Patent**
Hoyle et al.

(10) **Patent No.:** **US D597,779 S**
(45) **Date of Patent:** **** Aug. 11, 2009**

(54) **TOWEL**
(75) Inventors: **Mark Allen Hoyle**, Winchester, VA
(US); **Rebecca Diaz**, Stephens City, VA
(US)
(73) Assignee: **Rubbermaid Commercial Products,**
LLC, Winchester, VA (US)
(**) Term: **14 Years**
(21) Appl. No.: **29/324,157**
(22) Filed: **Sep. 8, 2008**
(51) **LOC (9) Cl.** **06-09**
(52) **U.S. Cl.** **D6/608**
(58) **Field of Classification Search** D6/595,
D6/596, 599, 601, 604, 608; 5/630, 631,
5/633, 636, 637, 640, 652, 653, 654, 655,
5/655.3, 417-420; D5/56; 15/208, 209.1
See application file for complete search history.

DE	M9302946	9/1993
DE	M9508031	9/1996
DE	M9609560	8/1997
DE	M9702254 A	9/1997
DE	M49903326	10/1999
DE	M49910105	3/2000
DE	M49910872	9/2001
DE	M40500418	8/2005
EM	000162417-0016	6/2004
EM	000199195-0007	9/2004
EM	000378096-0001	9/2005
EM	000495379-0001	5/2006
EM	000495379-0002	5/2006
EM	000495379-0003	5/2006
EM	000508486-0001	6/2006
EM	000508486-0002	6/2006
EM	000508486-0003	6/2006
EM	000659677-0001	2/2007
EM	000449137-0001	11/2007
EM	000892328-0001	4/2008
EM	000933221-0001	6/2008
WO	DM046278	12/1998
WO	DM051615	12/1999
WO	DM052278	5/2000
WO	DM058477	11/2001

(56) **References Cited**

U.S. PATENT DOCUMENTS

D119,351 S *	3/1940	Tabin	D5/56
D336,400 S *	6/1993	Mitchell et al.	D6/596
D376,896 S *	12/1996	O'Rorke	D2/953
D383,349 S *	9/1997	Steelman et al.	D6/596
D421,514 S	3/2000	Camp, Jr. et al.		
D435,949 S	1/2001	Denney		
D439,386 S	3/2001	Denney		
D446,367 S	8/2001	Denney		
D446,616 S	8/2001	Denney		
D447,297 S	8/2001	Denney		
D447,299 S	8/2001	Denney		
D447,300 S	8/2001	Denney		
D447,610 S	9/2001	Denney		
D451,656 S	12/2001	Denney		
D452,053 S	12/2001	Denney		
D502,350 S *	3/2005	O'Reagan	D6/596
D572,018 S	7/2008	Bridges et al.		

FOREIGN PATENT DOCUMENTS

DE	M9206517	5/1993
----	----------	--------

* cited by examiner

Primary Examiner—Janice E Seeger
(74) *Attorney, Agent, or Firm*—Steven B. Phillips; Moore & Van Allen, PLLC

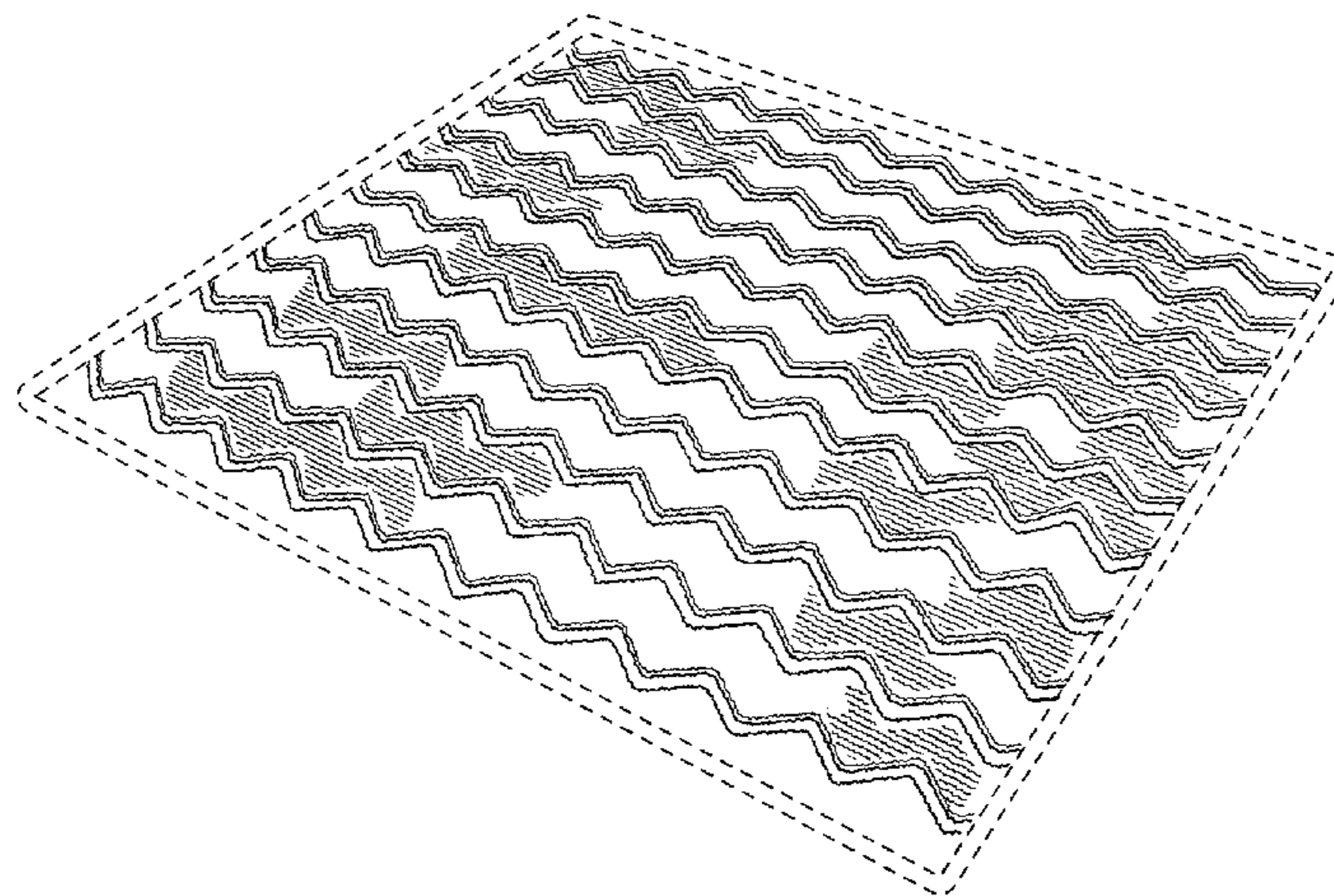
(57) **CLAIM**

We claim the ornamental design for a towel, as shown and described.

DESCRIPTION

FIG. 1 is a perspective view showing our new design for a towel.
FIG. 2 is a top view of our new design shown in FIG. 1; and,
FIG. 3 is a cross-sectional view take along the 3—3 in FIG. 2.
The broken lines are for environmental purposes only and form no part of the claimed design.

1 Claim, 3 Drawing Sheets



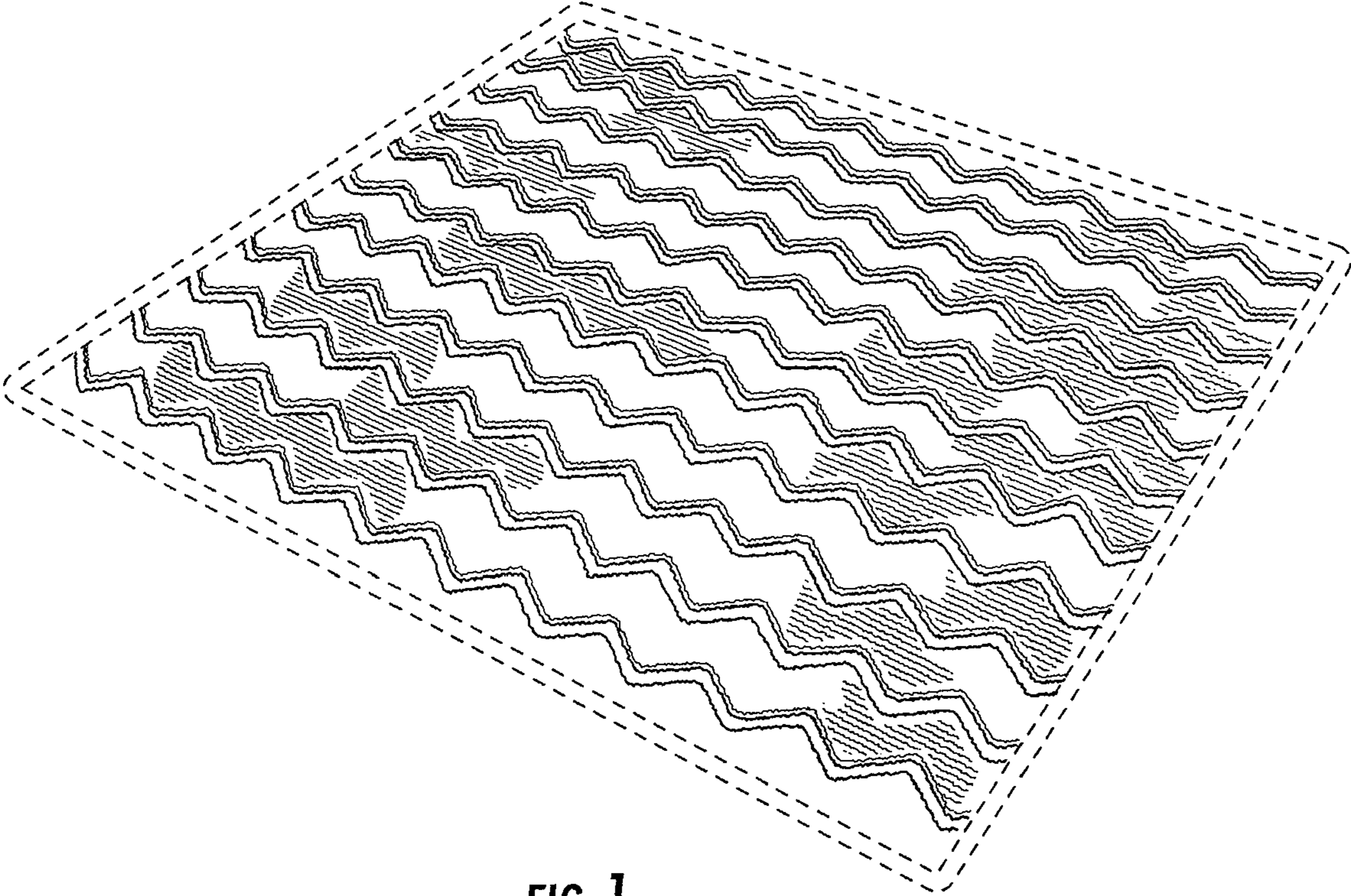


FIG. 1




FIG. 2

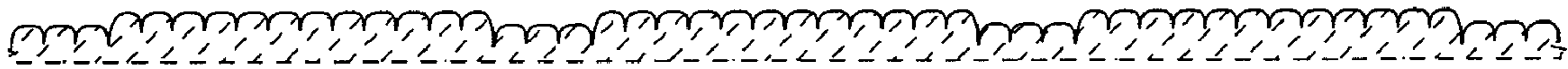


FIG. 3