



US00D597775S

(12) **United States Design Patent**
Taggart et al.

(10) **Patent No.:** **US D597,775 S**

(45) **Date of Patent:** **** Aug. 11, 2009**

(54) **RACK BASE**

(75) Inventors: **Terry Taggart**, Parker, CO (US);
Charlie Dittrick, Parker, CO (US);
Angel Preciado, Parker, CO (US); **Doug Wathen**, Parker, CO (US); **Carlos Babb**, Parker, CO (US); **Eric Sanchez**, Parker, CO (US)

(73) Assignee: **Taggart Enterprises, Inc.**, Parker, CO (US)

(**) Term: **14 Years**

(21) Appl. No.: **29/298,577**

(22) Filed: **Dec. 7, 2007**

(51) **LOC (9) Cl.** **08-08**

(52) **U.S. Cl.** **D6/552**

(58) **Field of Classification Search** D6/552;
211/13.1, 60.1, 64, 70.2, 70.6, 70.8, 70.08,
211/89.01; 248/309.1, 310, 312, 314
See application file for complete search history.

(56) **References Cited**

U.S. PATENT DOCUMENTS

1,174,185	A *	3/1916	Scott	211/68
5,487,475	A *	1/1996	Knee	211/70.8
D429,936	S *	8/2000	McCormick et al.	D6/552
D440,803	S *	4/2001	McCormick et al.	D6/552
D493,055	S *	7/2004	Ferretti	D6/552
D499,920	S *	12/2004	Hoag et al.	D6/552

D530,960	S *	10/2006	Osiecki et al.	D6/552
D550,492	S *	9/2007	Fagundes-Daher	D6/552
D555,960	S *	11/2007	Pena	D6/552
D573,827	S *	7/2008	Taggart et al.	D6/552

* cited by examiner

Primary Examiner—Brian N Vinson

(74) *Attorney, Agent, or Firm*—Fennemore Craig, P.C.

(57) **CLAIM**

The ornamental design for a rack base, as shown and described.

DESCRIPTION

FIG. 1 is a top, front, and right side perspective view of a rack base showing our new design;

FIG. 2 is another top, front and right side perspective view thereof;

FIG. 3 is a top plan view thereof;

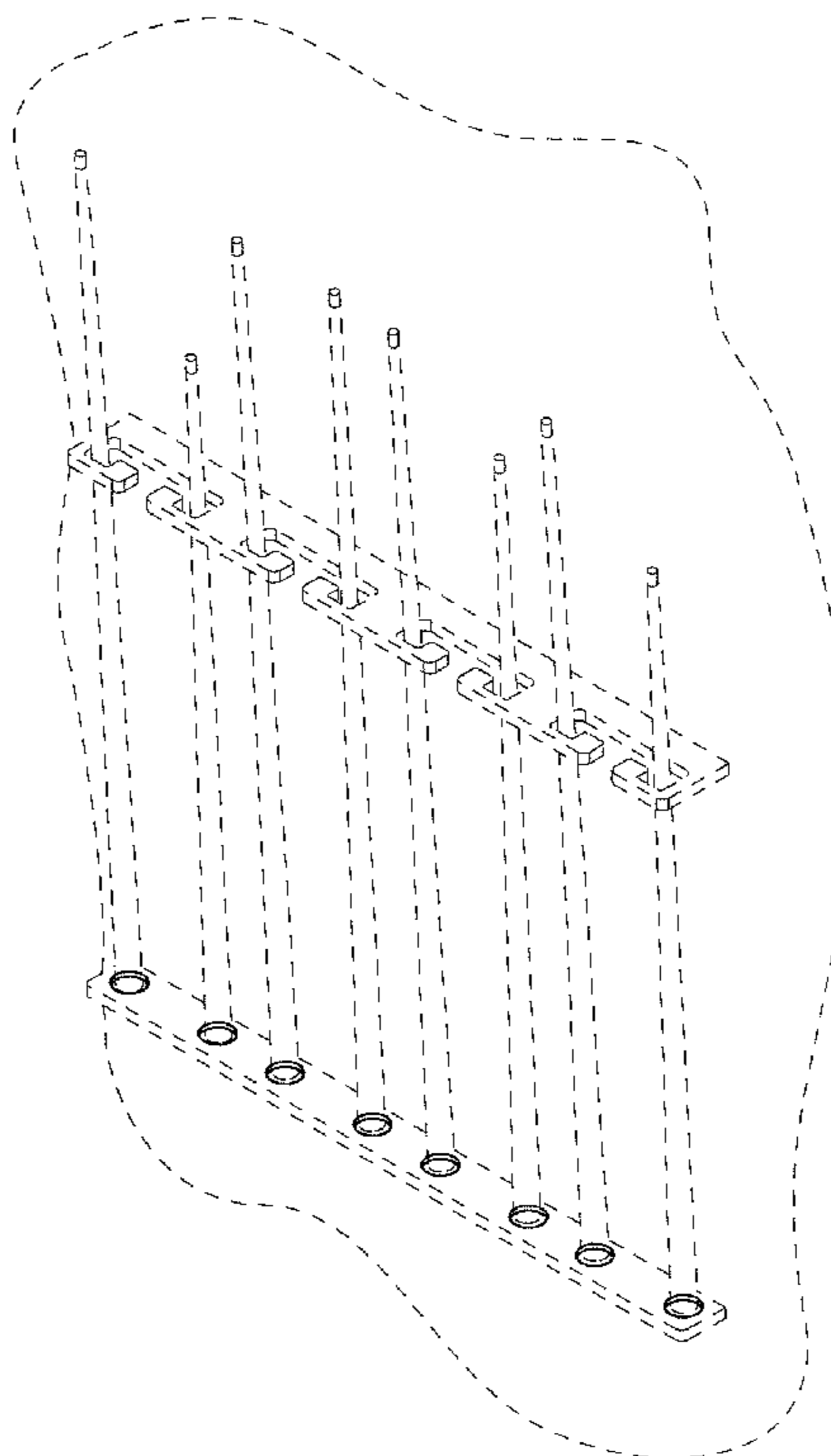
FIG. 4 is a bottom plan view thereof;

FIG. 5 is an enlarged fragmentary top, front and right side perspective view of the right end thereof; and,

FIG. 6 is an enlarged vertical cross-sectional view thereof, taken along line 6—6 of the element shown in FIG. 5.

The broken-line disclosure in the views is understood to represent both environmental structure provided for illustrative purposes only and portions of the rack base which form no part of the claimed design.

1 Claim, 4 Drawing Sheets



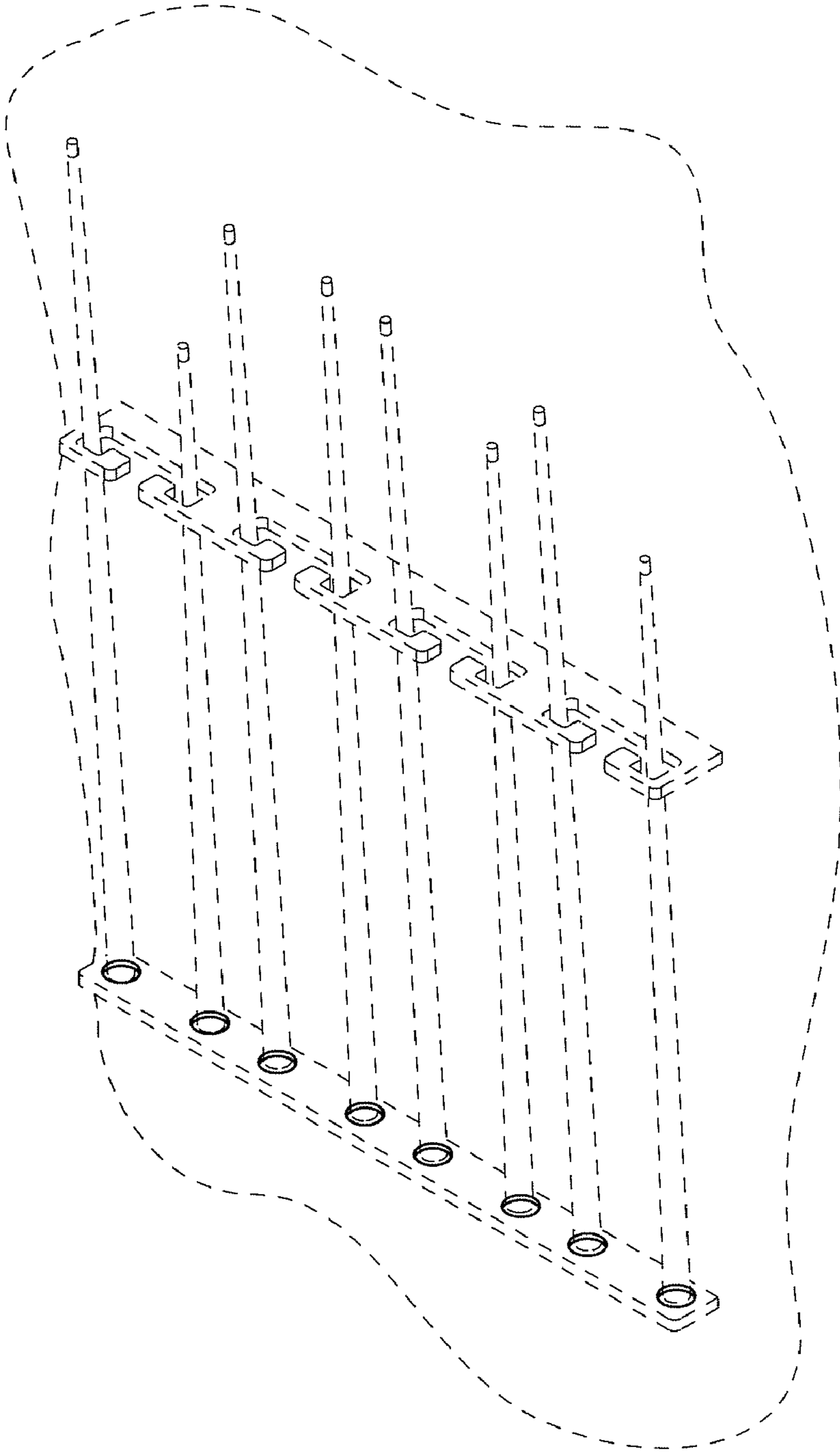
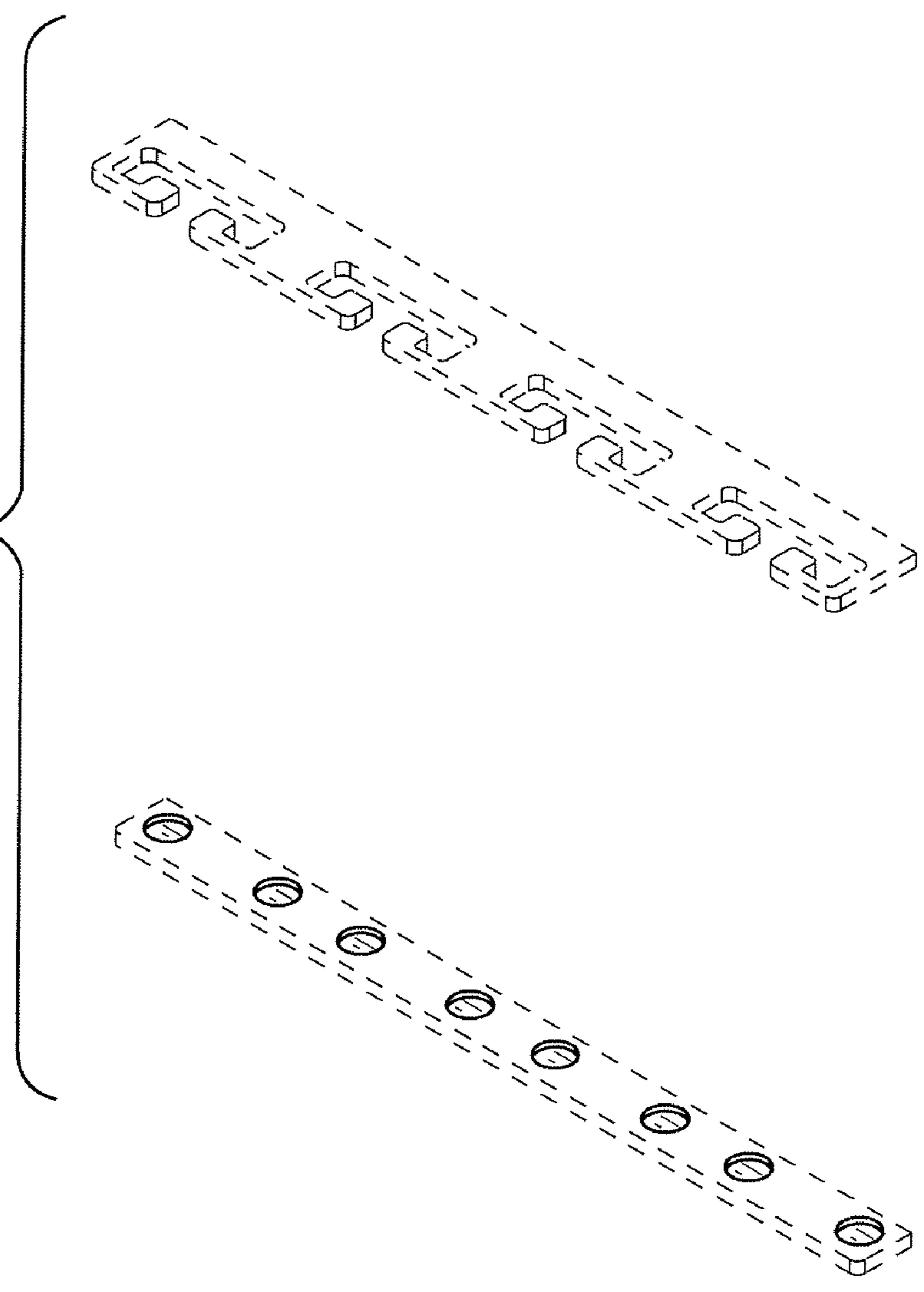


FIG. 1

FIG.2



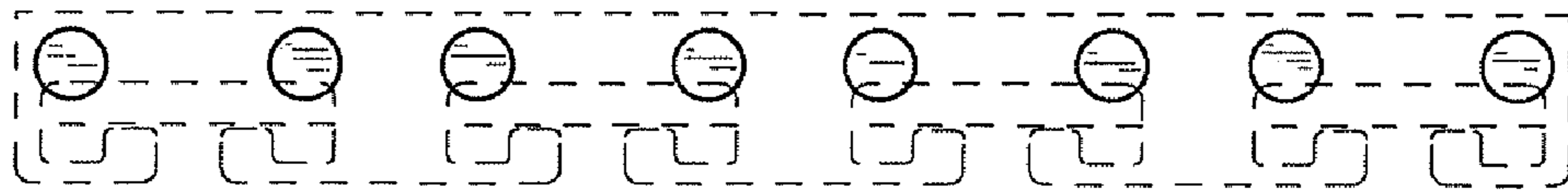


FIG.3

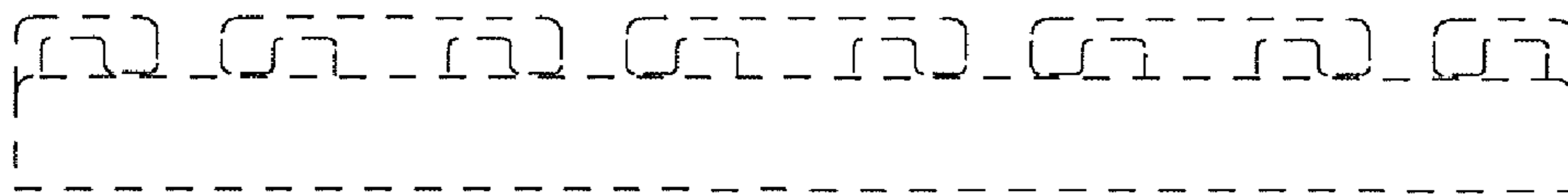


FIG.4

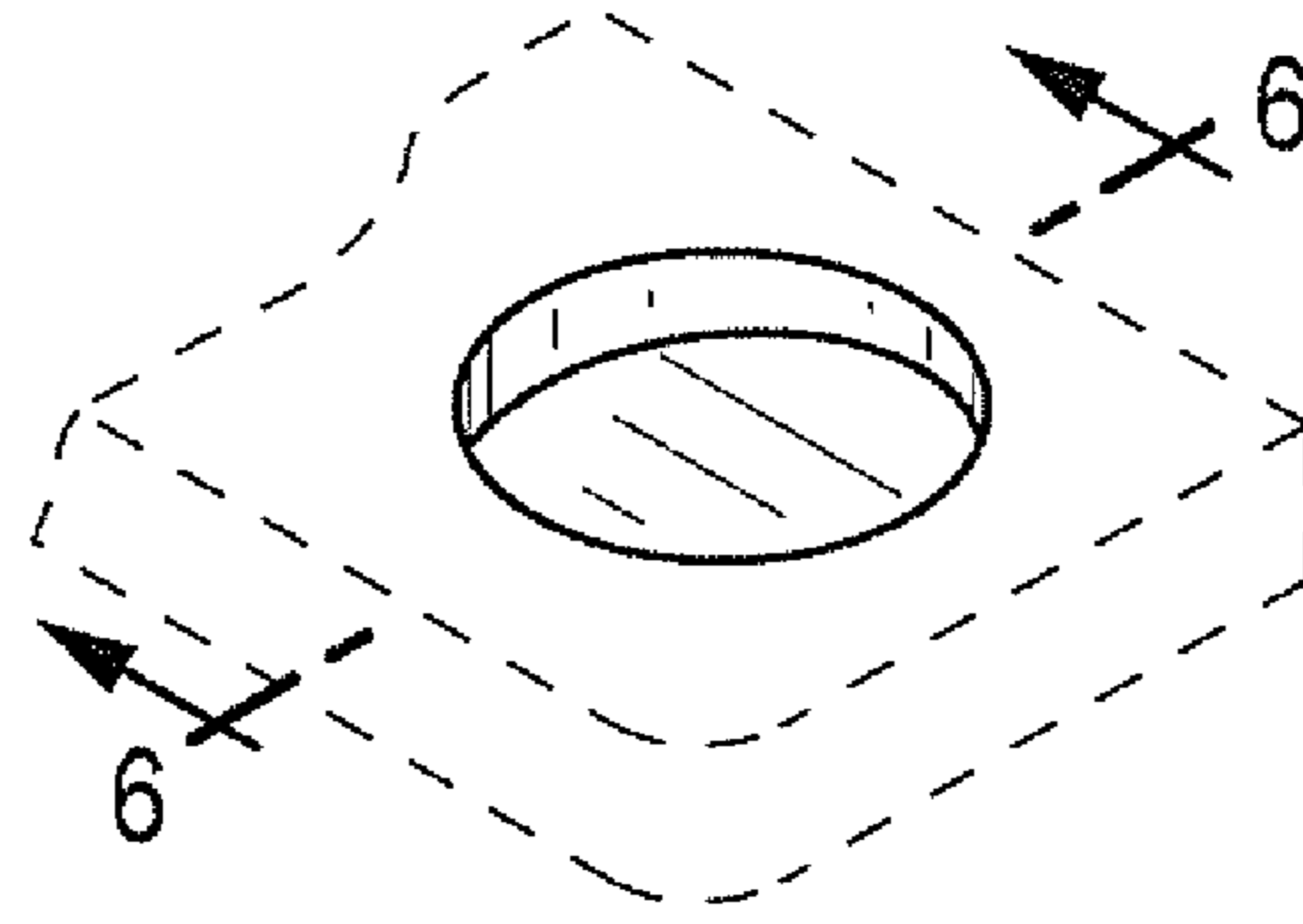


FIG. 5




FIG. 6