

US00D597766S

(12) **United States Design Patent**
Nealon et al.

(10) **Patent No.:** **US D597,766 S**

(45) **Date of Patent:** **** Aug. 11, 2009**

(54) **PRODUCT DISPLAY**

(75) Inventors: **Melissa J. Nealon**, Shelbyville, KY (US); **Gail Harris**, Toledo, OH (US); **David Rosebery**, Maumee, OH (US); **Brian P. O’Riordan**, Ashville, OH (US); **Patricia M. Harms-Andray**, Toledo, OH (US)

(73) Assignee: **Owens Corning Intellectual Capital, LLC**, DE (US)

(**) Term: **14 Years**

(21) Appl. No.: **29/306,271**

(22) Filed: **Apr. 4, 2008**

(51) **LOC (9) Cl.** **06-04**

(52) **U.S. Cl.** **D6/466**

(58) **Field of Classification Search** D6/466,
D6/449, 469.3, 396, 469, 476, 524, 454, 473,
D6/468; 40/312; D19/20, 78, 75; 211/13.1,
211/85.16, 94.01, 85.27, 149, 85.4, 126.16,
211/133.1, 184, 132.1; 206/767, 740, 45.26,
206/292; 220/480; 312/229; 297/440.12,
297/188.08; 248/174

See application file for complete search history.

(56) **References Cited**

U.S. PATENT DOCUMENTS

1,818,247	A *	8/1931	Grennan	206/740
1,954,060	A	6/1932	Powers		
D103,869	S *	3/1937	Follett	D6/473
D141,760	S *	7/1945	Gelinas	D6/454
2,713,984	A *	7/1955	Paige	248/174
2,867,048	A *	1/1959	Holtzman	40/312
RE25,309	E *	1/1963	Adams	248/174
3,463,546	A *	8/1969	Giebel	297/440.12
3,494,479	A *	2/1970	Martin	211/126.16
3,567,014	A *	3/1971	Feigelman	206/767
4,493,424	A	1/1985	Smith		
4,570,805	A *	2/1986	Smith	211/149
4,723,664	A *	2/1988	Smith	211/149
RE32,668	E *	5/1988	Smith	211/149

D298,789	S *	12/1988	Grahn	D6/524
4,799,744	A *	1/1989	Toy	312/229
4,907,705	A *	3/1990	Waldeck	211/85.4
D323,441	S *	1/1992	Waldeck	D6/469
D329,154	S *	9/1992	Waterston	D6/476
5,150,813	A *	9/1992	Harris et al.	220/480
5,249,669	A	10/1993	Resnick et al.		
5,351,882	A *	10/1994	Krautsack	206/45.26
5,443,168	A *	8/1995	Dyment et al.	211/149
5,515,966	A *	5/1996	Hodge et al.	206/292
D389,341	S *	1/1998	Danner et al.	D6/466
5,711,438	A *	1/1998	Smith	211/149
6,394,290	B1 *	5/2002	Walsh et al.	211/149
D470,641	S	2/2003	Emerzian et al.		
D529,311	S *	10/2006	Waldron	D6/449
2005/0067321	A1	3/2005	Pitts et al.		

* cited by examiner

Primary Examiner—Caron Veynar

Assistant Examiner—Sydney R Buffalow

(74) *Attorney, Agent, or Firm*—James J. Dottavio; Jason S. Fokens

(57) **CLAIM**

The ornamental design for a product display, as shown and described.

DESCRIPTION

FIG. 1 is a front perspective view of a product display according to the design;

FIG. 2 is a front elevational view thereof;

FIG. 3 is a right side elevational view thereof, the left side elevational view being a mirror image thereof;

FIG. 4 is a back elevational view thereof;

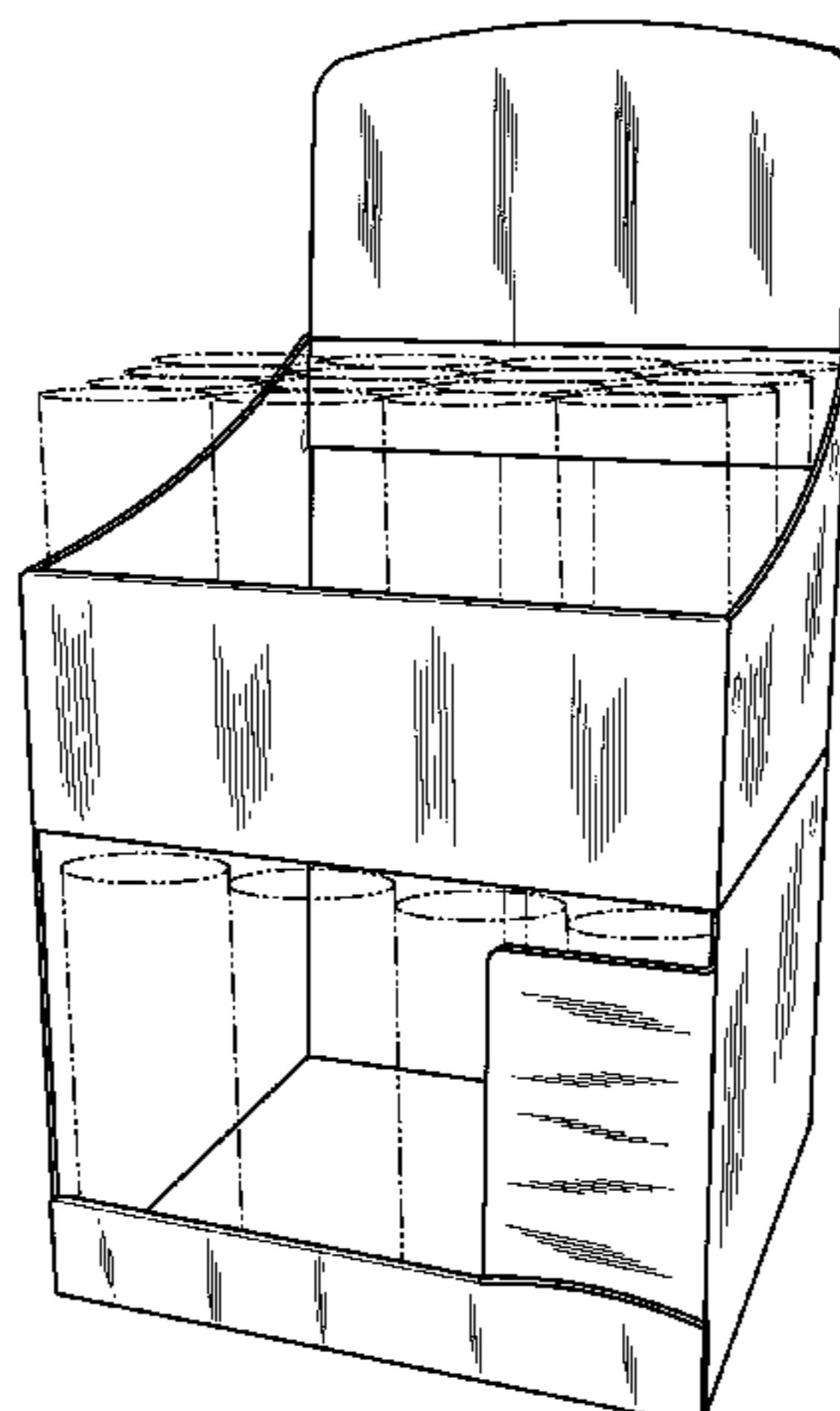
FIG. 5 is a top plan view thereof; and,

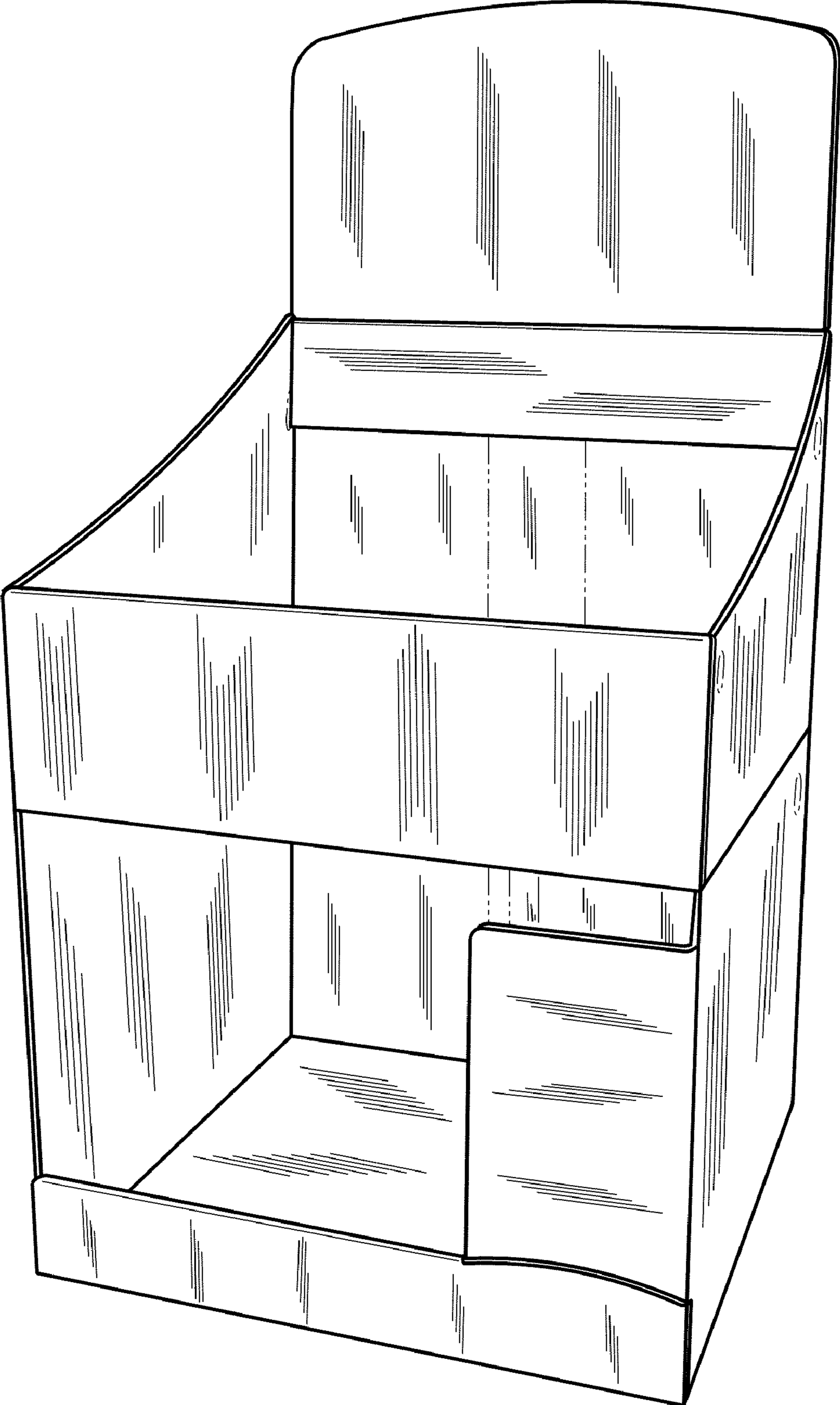
FIG. 6 is a front perspective view similar to the view of FIG. 1 showing the positioning of products.

The bottom of the product display forms no part of the claimed design.

The broken lines shown in the figures are for illustrative purposes only and form no part of the claimed design.

1 Claim, 4 Drawing Sheets





—FIG. 1

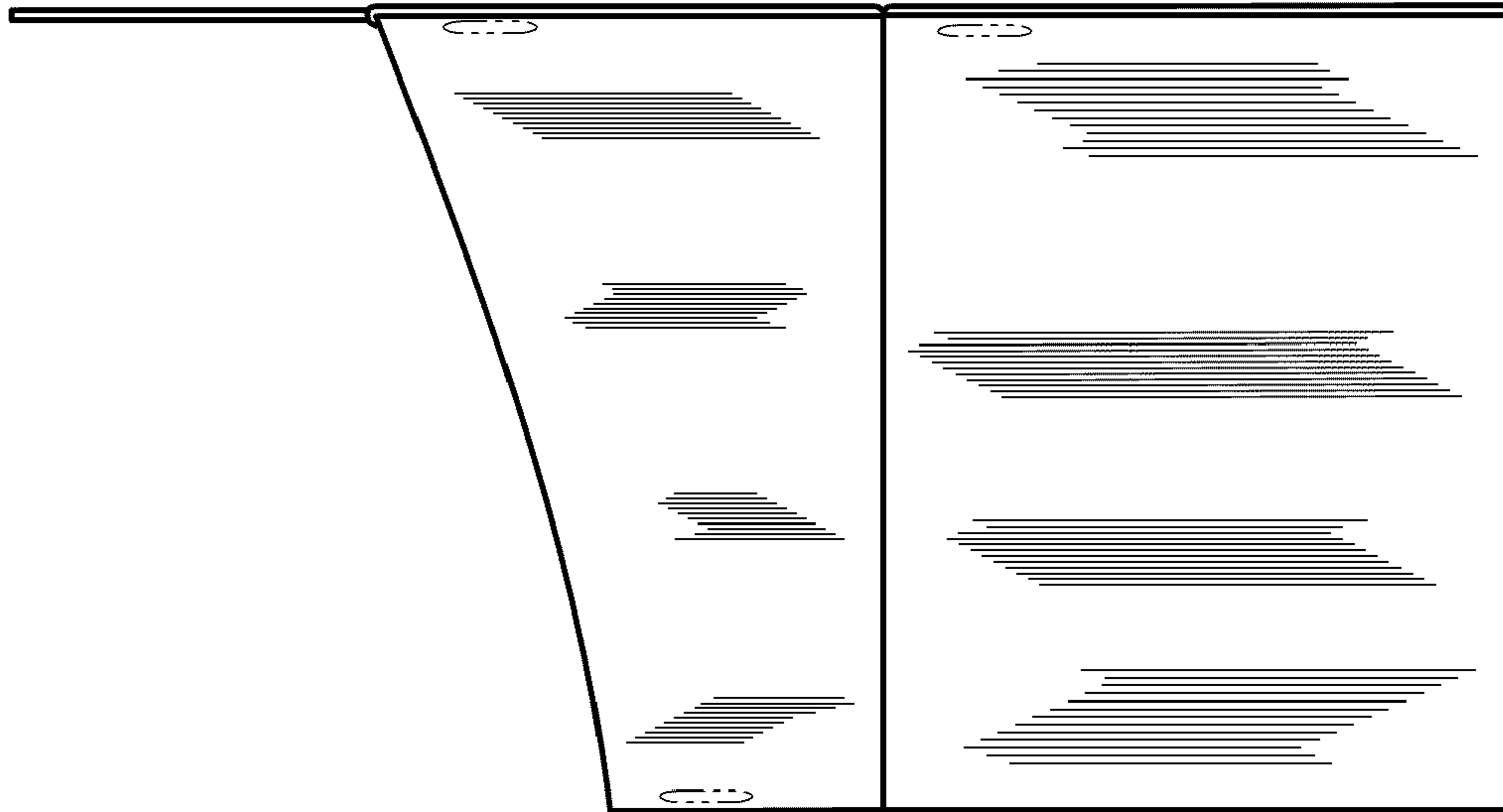


FIG. 3

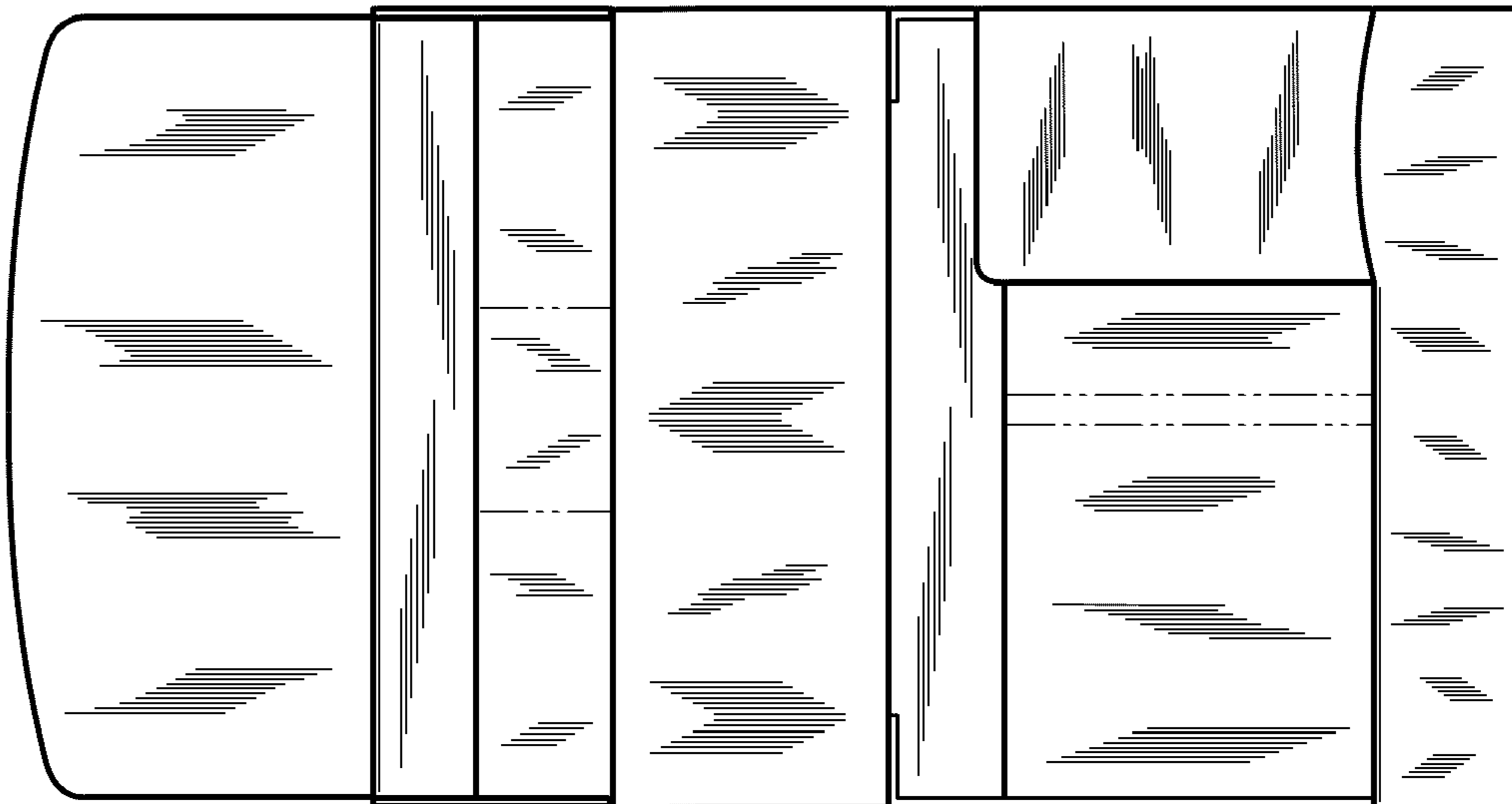


FIG. 2




FIG. 4

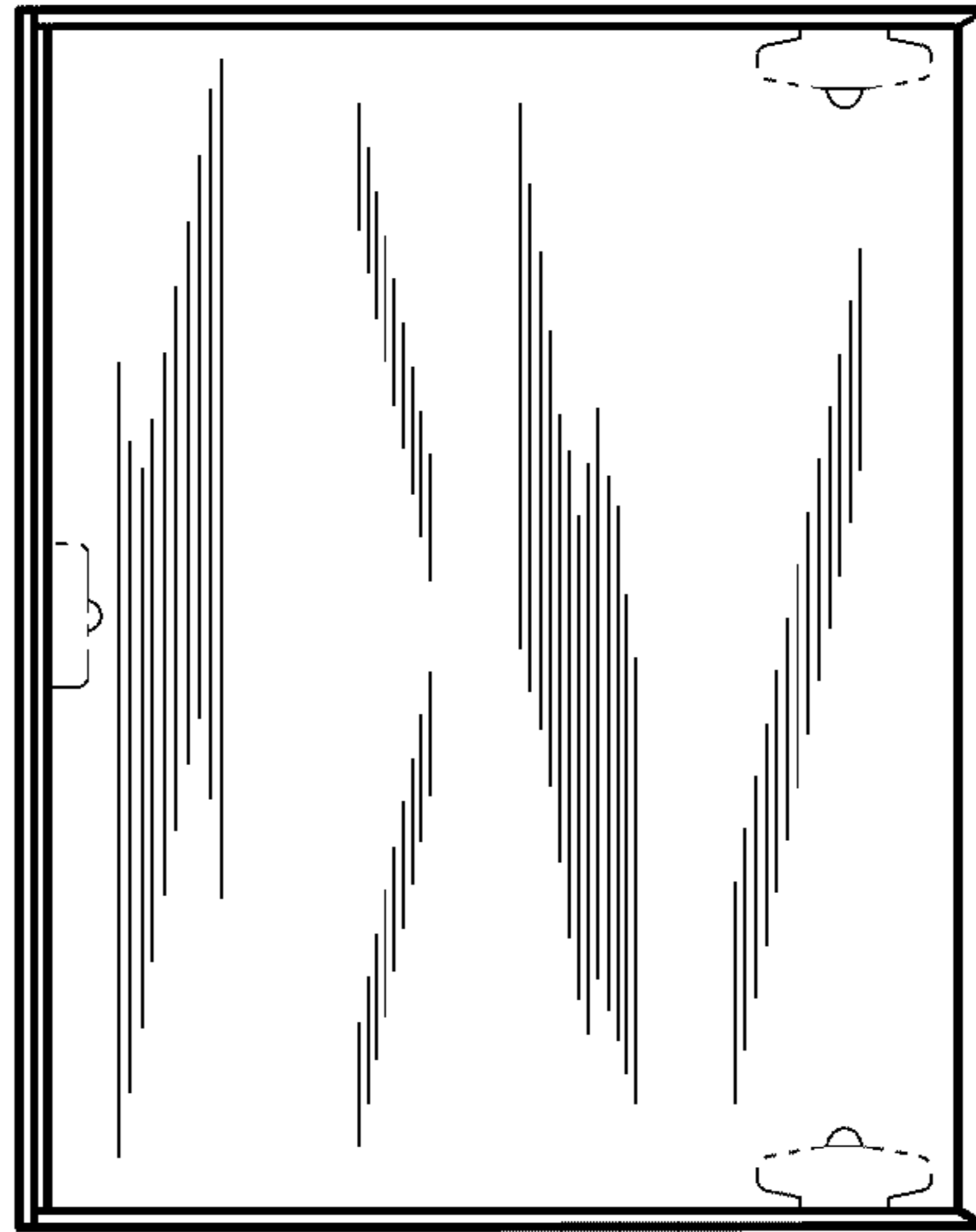
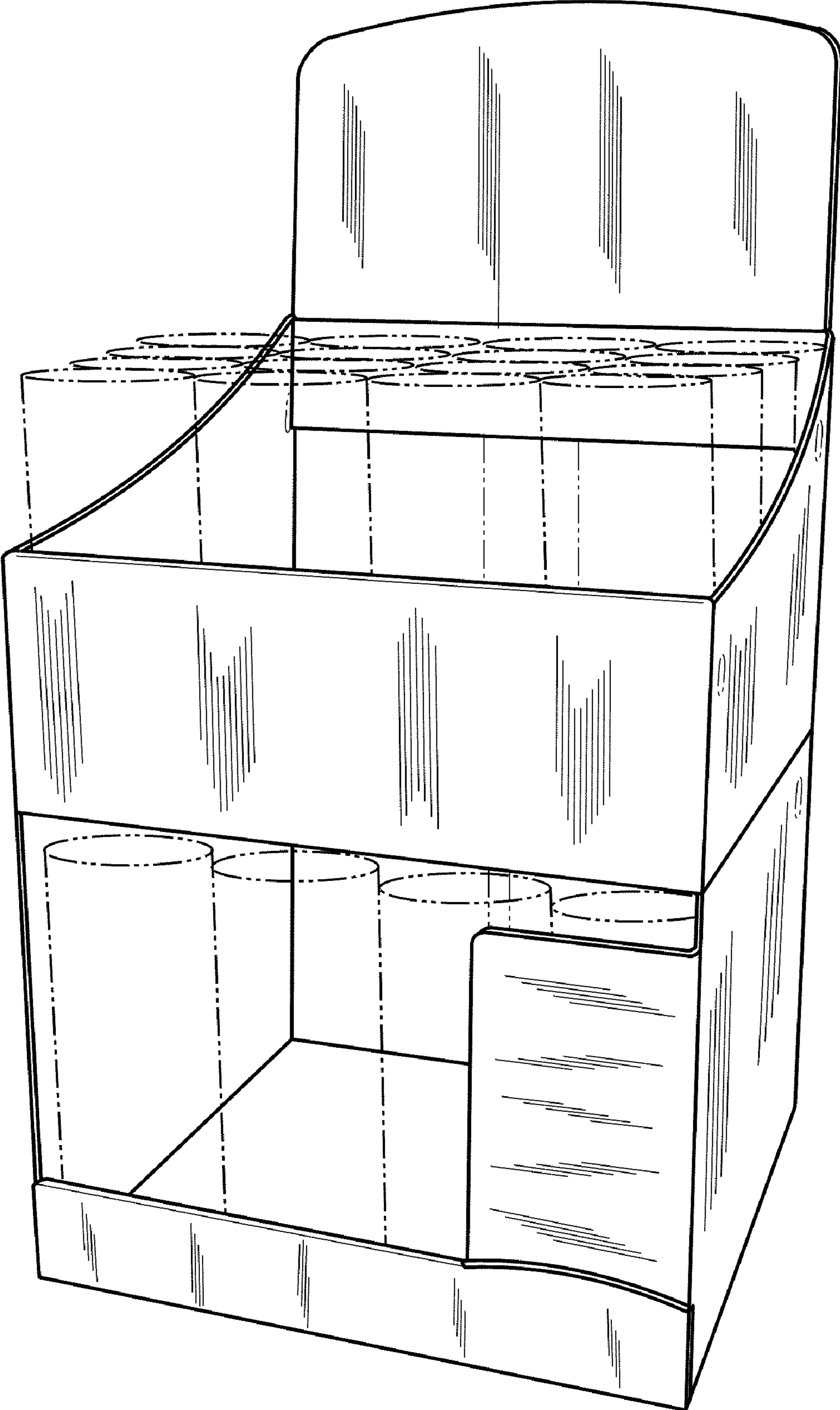


FIG. 5



—FIG. 6