



US00D597765S

(12) **United States Design Patent**
Weigand et al.

(10) **Patent No.:** **US D597,765 S**

(45) **Date of Patent:** **** Aug. 11, 2009**

(54) **CARD DISPLAY**

(75) Inventors: **Christopher P. Weigand**, Sagamore Hills, OH (US); **Julie Post-Smith**, Broadview Hts., OH (US); **Steve Laserson**, University Hts., OH (US); **Anne Marie Thomas**, Westlake, OH (US); **Sharon Schneider**, Richfield, OH (US); **Carly Price**, Evanston, IL (US); **Valeria Cardoso**, Evanston, IL (US); **Christian Schmidt**, Brooklyn, NY (US); **Mark Jones**, Evanston, IL (US); **Paul Mougey**, Chicago, IL (US); **Travis Lee**, Chicago, IL (US); **John Grimley**, Kenosha, WI (US); **Jay Highland**, Columbus, OH (US); **Katie Doran**, Arlington, VA (US); **Lori Mukoyama**, Chicago, IL (US)

(73) Assignee: **American Greetings Corporation**, Cleveland, OH (US)

(**) Term: **14 Years**

(21) Appl. No.: **29/330,686**

(22) Filed: **Jan. 13, 2009**

Related U.S. Application Data

(62) Division of application No. 29/281,342, filed on Jun. 21, 2007.

(51) **LOC (9) Cl.** **06-04**

(52) **U.S. Cl.** **D6/462**

(58) **Field of Classification Search** D6/462,
D6/464, 455, 457, 332, 449, 465, 477, 479,
D6/396, 474, 409-415; D3/20, 23, 25; 211/194,
211/169, 188, 134, 153; 248/346.03, 153;
108/16, 91-92; 40/603, 606.1; 312/50, 117,
312/128

See application file for complete search history.

(56) **References Cited**

U.S. PATENT DOCUMENTS

D208,443 S *	8/1967	Rollins	D6/463
D267,692 S *	1/1983	Kates	D6/431
D311,465 S *	10/1990	Prendergast	D6/461
D322,188 S *	12/1991	Leis et al.	D6/462
D331,160 S *	11/1992	Brunner	D6/414
D352,850 S *	11/1994	Fujii	D6/479
D373,913 S *	9/1996	Wyatt et al.	D6/465
D430,432 S *	9/2000	Mason	D6/465
D468,936 S *	1/2003	Miranda	D6/463
D486,982 S *	2/2004	Hessell	D6/479
D518,977 S *	4/2006	Anderson et al.	D6/465

* cited by examiner

Primary Examiner—Caron Veynar

Assistant Examiner—Abraham Bahta

(74) *Attorney, Agent, or Firm*—Roetzel & Andress

(57) **CLAIM**

The ornamental design for the card display, as shown and described.

DESCRIPTION

FIG. 1 perspective view of the card display showing our new design;


FIG. 2 is a front elevation view thereof;

FIG. 3 is a right side elevation view, the left side elevation view being a mirror image thereof;

FIG. 4 is a top plan view thereof; and,

FIG. 5 is a bottom plan view thereof.

1 Claim, 4 Drawing Sheets



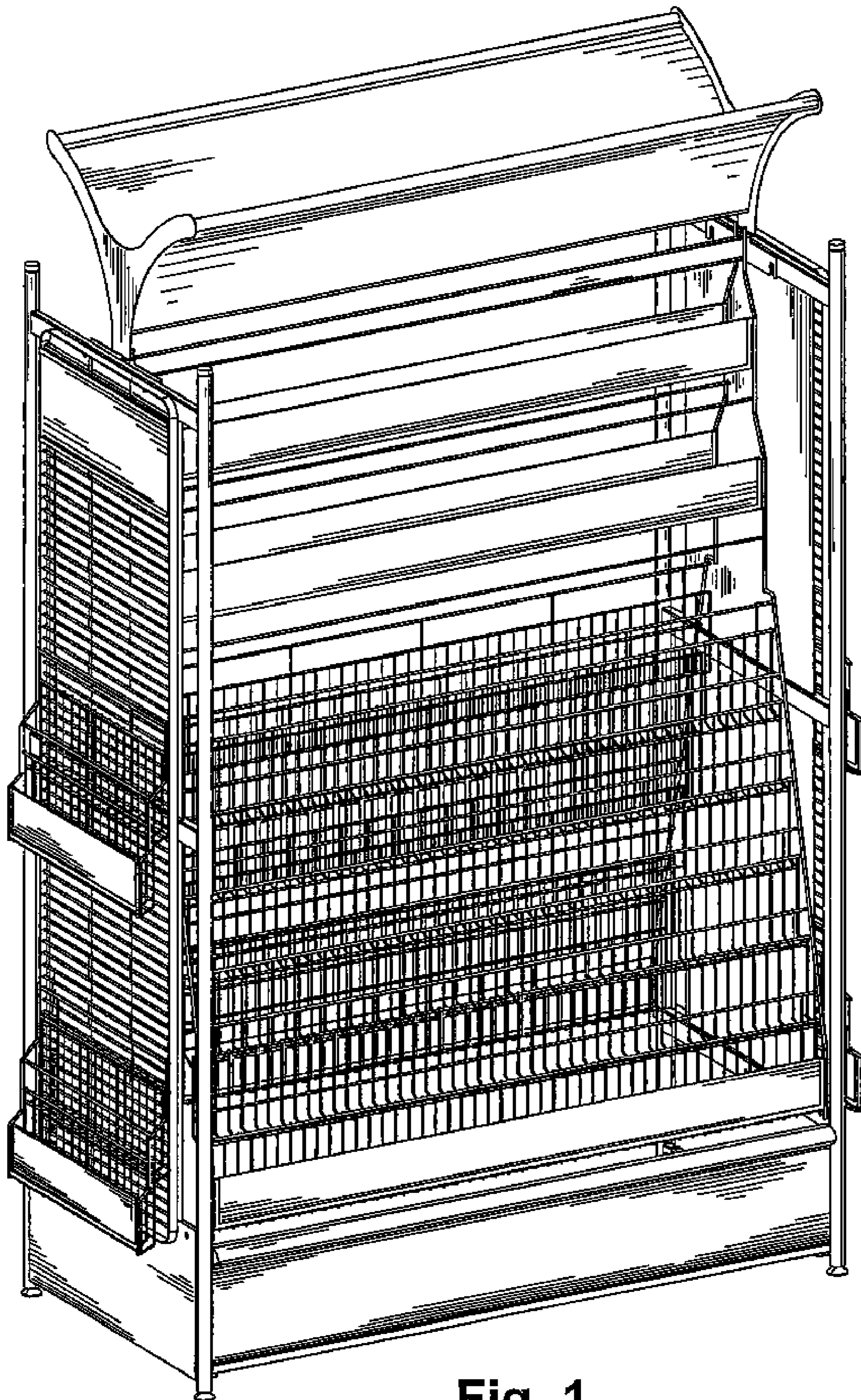


Fig. 1

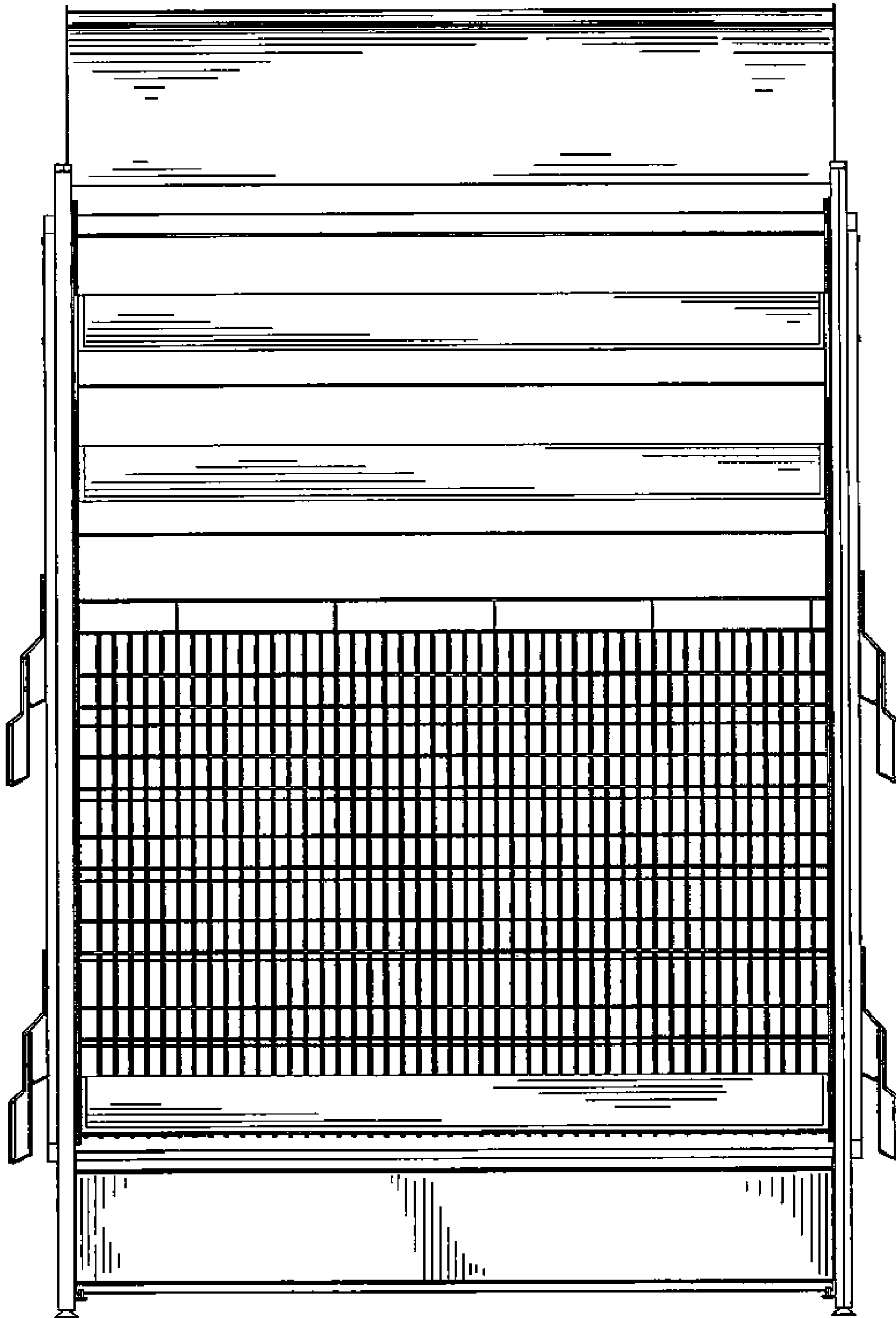


Fig. 2




Fig. 3




Fig. 4




Fig. 5