



US00D597759S

(12) **United States Design Patent**
Natuzzi

(10) **Patent No.:** **US D597,759 S**

(45) **Date of Patent:** **** Aug. 11, 2009**

(54) **SOFA**

D552,871 S * 10/2007 Natuzzi D6/381
D554,387 S * 11/2007 Nicoletti D6/381
D565,858 S * 4/2008 Natuzzi D6/381

(75) **Inventor:** **Pasquale Natuzzi**, Santeramo in Colle
Bari (IT)

* cited by examiner

(73) **Assignee:** **Natuzzi S.p.A.** (IT)

Primary Examiner—Sandra Snapp

(**) **Term:** **14 Years**

(74) *Attorney, Agent, or Firm*—St. Onge Steward Johnston &
Reens LLC

(21) **Appl. No.:** **29/326,258**

(57) **CLAIM**

(22) **Filed:** **Oct. 15, 2008**

The ornamental design for a sofa, as shown and described.

(51) **LOC (9) Cl.** **06-01**

(52) **U.S. Cl.** **D6/381**

(58) **Field of Classification Search** D6/334,
D6/341, 371, 372, 373, 374, 375, 381, 491,
D6/492, 500, 501, 502; 297/232, 233, 239,
297/300.1, 311, 353, 445.1, 446.1, 448.1,
297/448.2, 452.11, DIG. 7, DIG. 8; 5/12.1,
5/12.2

DESCRIPTION

See application file for complete search history.

FIG. 1 is a front perspective view of the sofa showing my design;

FIG. 2 is top plan view thereof;

FIG. 3 is a back view thereof; and,

FIG. 4 is a side view thereof, an opposite side view being a mirror image thereof.

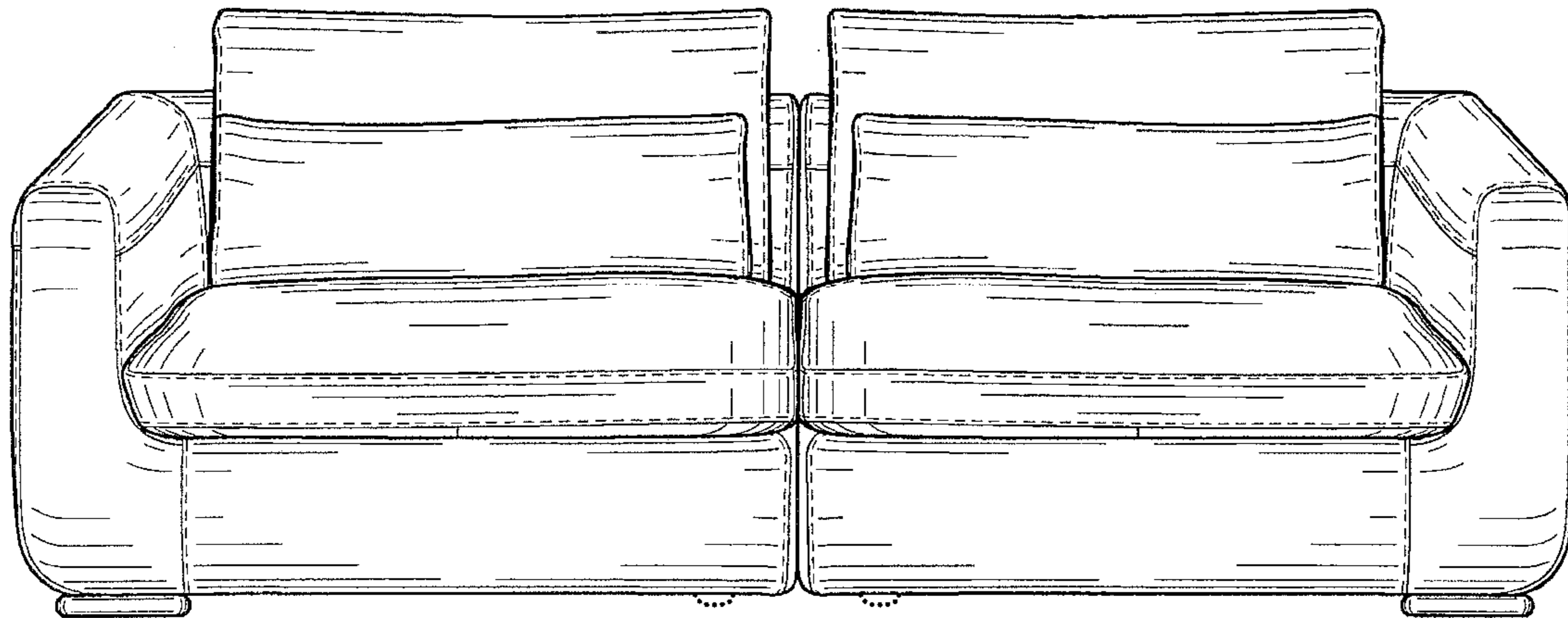
(56) **References Cited**

The broken lines shown on the sofa are understood to represent stitching. The dotted lines of the center feet elements are for illustrative purposes only and form no part of the claimed design.

U.S. PATENT DOCUMENTS

D487,644 S * 3/2004 Natuzzi D6/381
D530,536 S * 10/2006 Natri D6/381
D547,091 S * 7/2007 Natuzzi D6/381

1 Claim, 2 Drawing Sheets



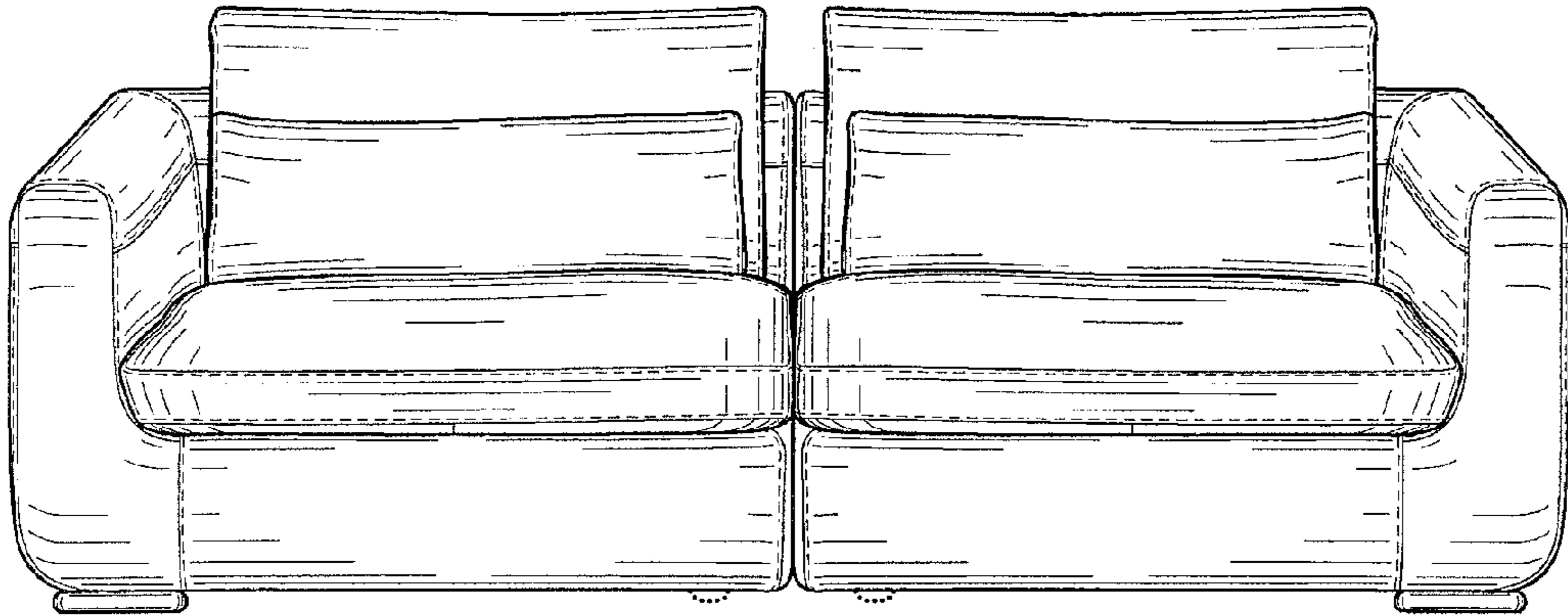


FIG. 1

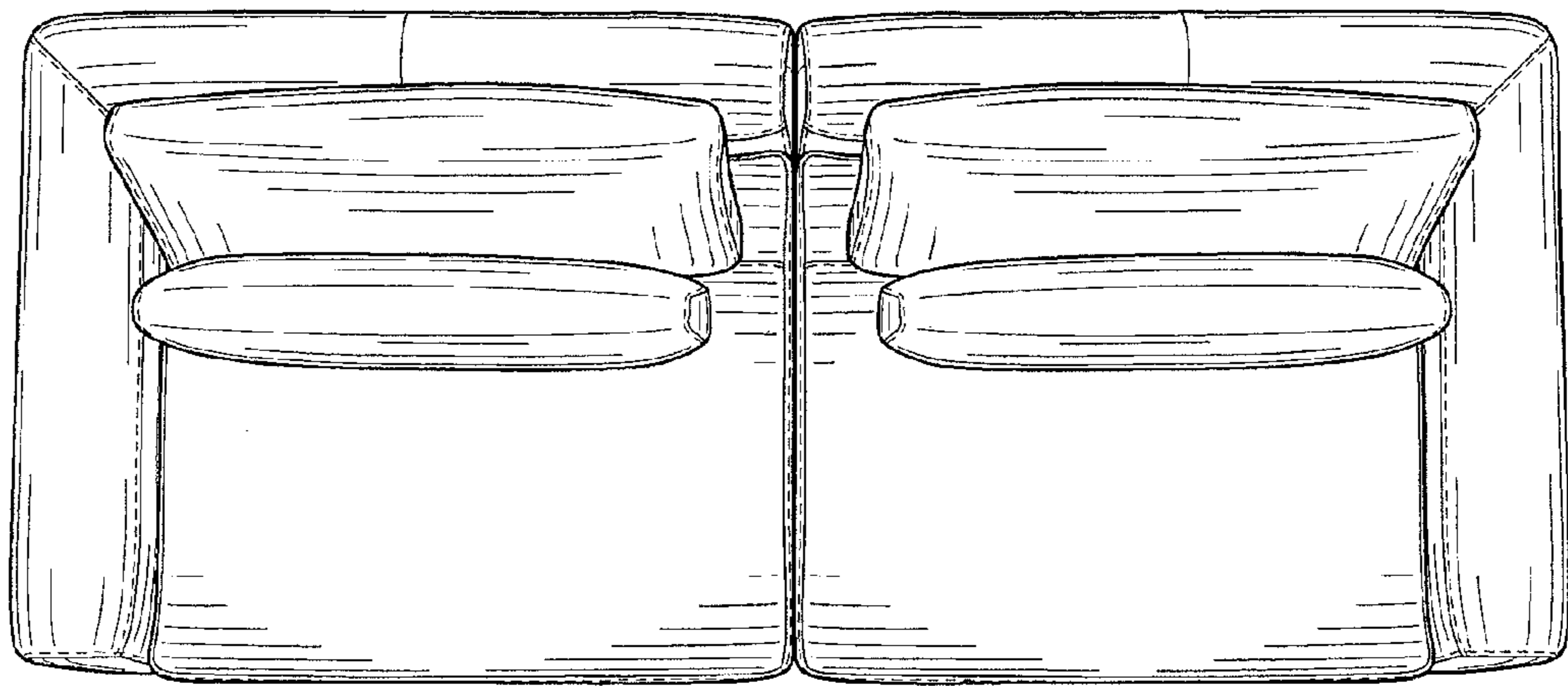


FIG. 2

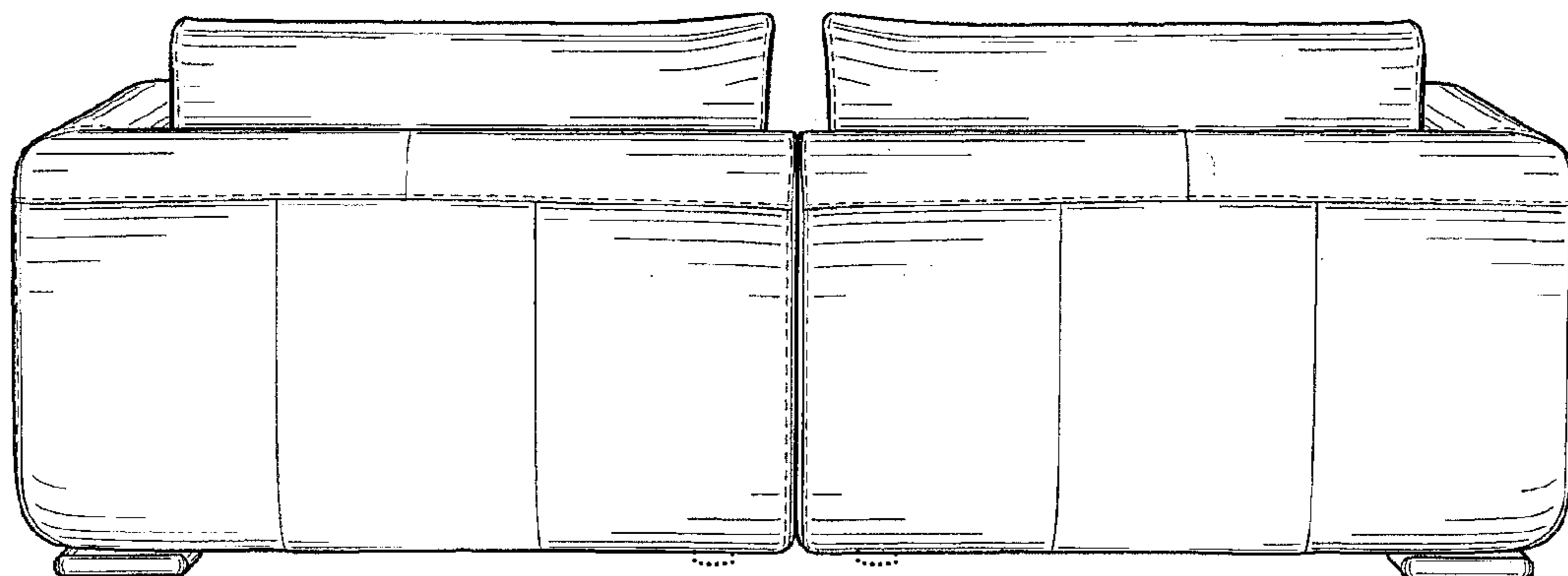


FIG. 3




FIG. 4