



US00D597750S

(12) **United States Design Patent**
Gouldson

(10) **Patent No.:** **US D597,750 S**

(45) **Date of Patent:** **** Aug. 11, 2009**

(54) **INTIMATE APPAREL HANGER**

D569,632 S * 5/2008 Singleton D6/326

(75) Inventor: **Stanley F. Gouldson**, Northport, NY
(US)

* cited by examiner

(73) Assignee: **Spotless Plastics Pty. Ltd.**, Moorabbin,
Victoria (AU)

Primary Examiner—Stella M Reid

Assistant Examiner—Shanda C Hill

(**) Term: **14 Years**

(74) *Attorney, Agent, or Firm*—Scully, Scott, Murphy &
Presser, P.C.

(21) Appl. No.: **29/321,637**

(57) **CLAIM**

(22) Filed: **Jul. 21, 2008**

The ornamental design for an intimate apparel hanger, as
shown and described.

(51) **LOC (9) Cl.** **06-08**

DESCRIPTION

(52) **U.S. Cl.** **D6/326**

FIG. 1 is a front perspective view of an intimate apparel
hanger showing my new design;

(58) **Field of Classification Search** D6/315,
D6/318, 326, 328; 211/13.1, 85.3, 183; 223/85–98
See application file for complete search history.

FIG. 2 is a front view thereof;

FIG. 3 is a rear view thereof;

(56) **References Cited**

U.S. PATENT DOCUMENTS

D305,834 S *	2/1990	DeVito	D6/326
D305,835 S *	2/1990	DeVito	D6/326
D327,580 S *	7/1992	Fildan	D6/326
D327,581 S *	7/1992	Fildan	D6/326
6,250,523 B1 *	6/2001	Louw	223/96
D505,019 S *	5/2005	Gosselin et al.	D6/326
D558,989 S *	1/2008	Gouldson	D6/326

FIG. 4 is a side view thereof;

FIG. 5 is an opposite view thereof;

FIG. 6 is a top view thereof;

FIG. 7 is a bottom view thereof; and,

FIG. 8 is an enlarged cross sectional view thereof, taken along
line 8—8 of FIG. 2.

1 Claim, 6 Drawing Sheets

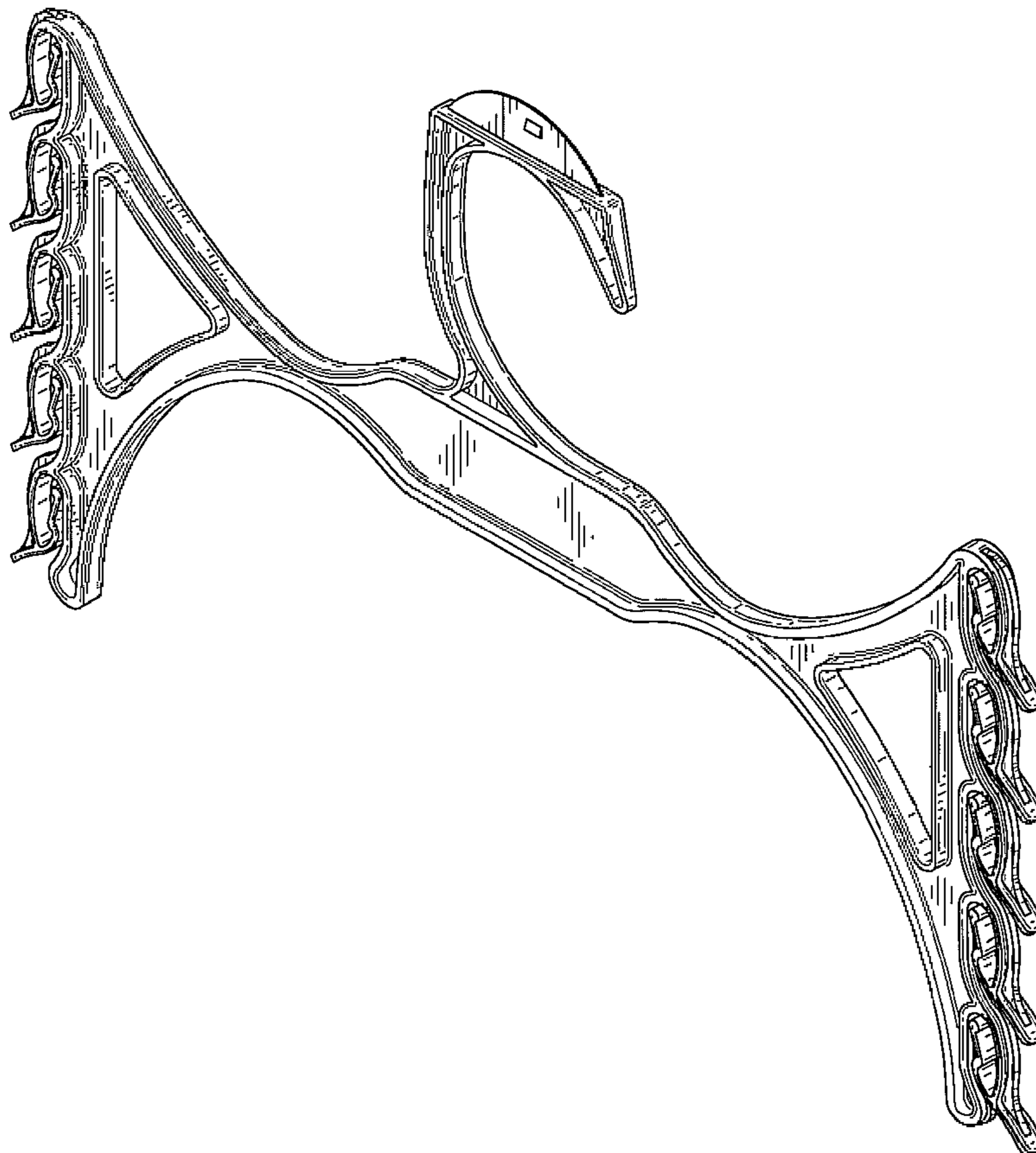


FIG. 1

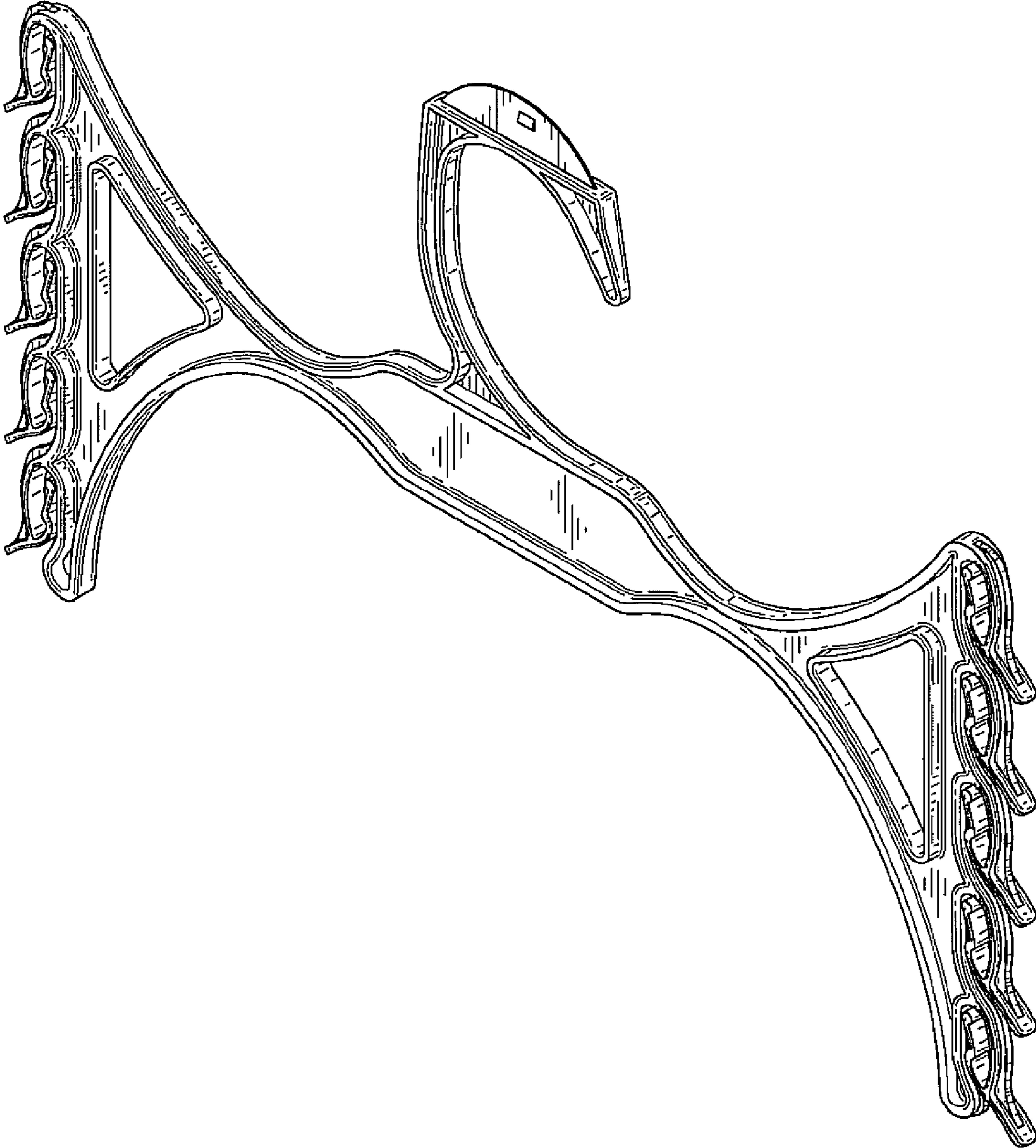


FIG. 2

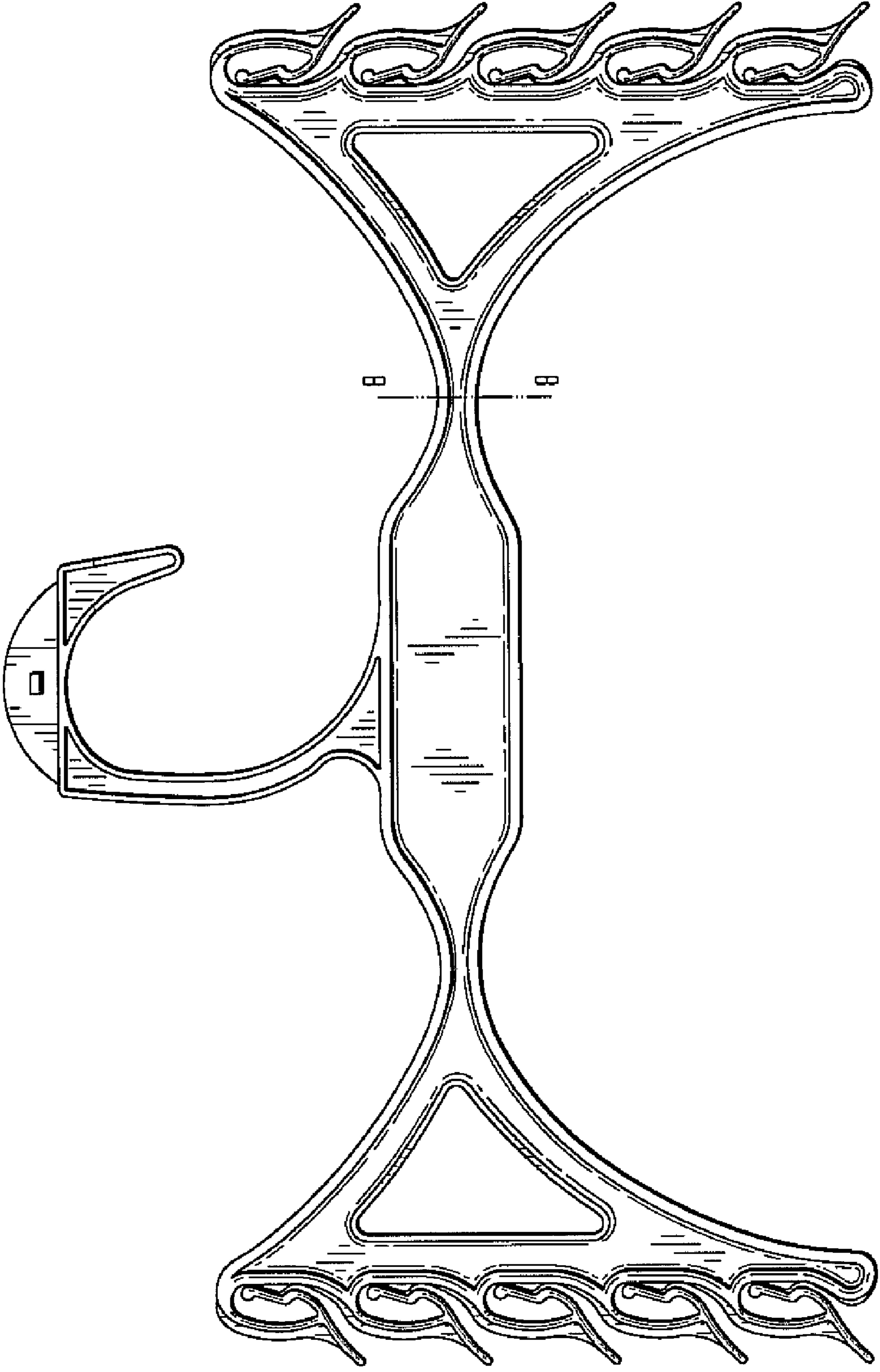


FIG. 3

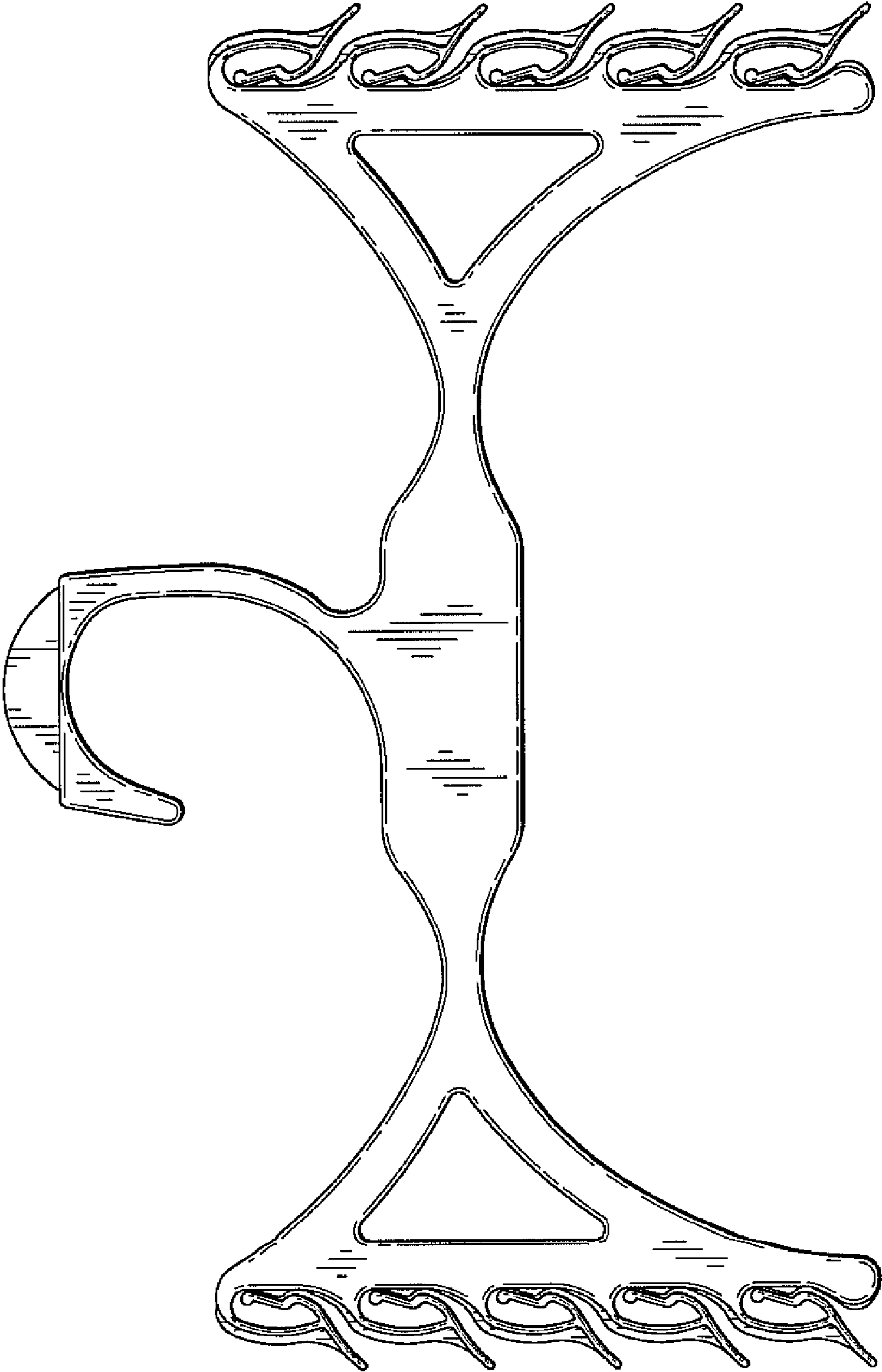


FIG. 4

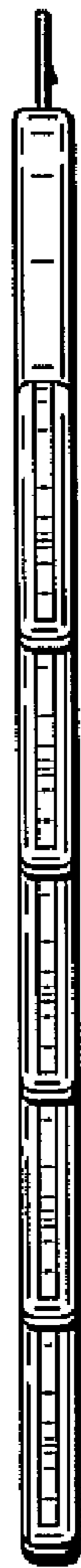


FIG. 5



FIG. 6



FIG. 7



FIG. 8

