



US00D597746S

(12) **United States Design Patent**
Shabazz

(10) **Patent No.:** **US D597,746 S**

(45) **Date of Patent:** **** Aug. 11, 2009**

(54) **MIRROR**

(76) **Inventor:** **Bernard Shabazz**, P.O. Box 3529,
Trenton, NJ (US) 08625

(**) **Term:** **14 Years**

(21) **Appl. No.:** **29/313,898**

(22) **Filed:** **Feb. 18, 2009**

(51) **LOC (9) Cl.** **06-04**

(52) **U.S. Cl.** **D6/303; D10/10**

(58) **Field of Classification Search** D6/300-314;
D10/10, 8, 126, 33; D11/110, 176, 172,
D11/135; 273/157 R, 273, 282.1; 434/150;
D1/106

See application file for complete search history.

(56) **References Cited**

U.S. PATENT DOCUMENTS

2,199,499	A *	5/1940	Kreitler	273/273
D144,123	S *	3/1946	Maxwell, Sr.	D11/135
3,711,966	A *	1/1973	Drcsak	273/282.1
D247,479	S *	3/1978	Byrne	D10/10
D247,956	S *	5/1978	Byrne	D10/10
4,194,305	A *	3/1980	Smith et al.	434/150
D288,675	S *	3/1987	Lee	D10/126
D296,674	S *	7/1988	Marx et al.	D10/10

D333,622	S *	3/1993	Vogel	D10/33
D399,170	S *	10/1998	Spinelli et al.	D11/172
D525,411	S *	7/2006	Haro	D1/106
2002/0140168	A1 *	10/2002	Liu	273/157 R

* cited by examiner

Primary Examiner—Caron Veynar

Assistant Examiner—Sydney R Buffalow

(74) *Attorney, Agent, or Firm*—Watov & Kipnes, P.C.;
Kenneth Watov

(57) **CLAIM**

The ornamental design for a mirror, as shown and described.

DESCRIPTION

FIG. 1 is a front elevational view of a mirror;

FIG. 2 is a rear elevational view of the mirror;

FIG. 3 is a left side elevational view of the mirror;

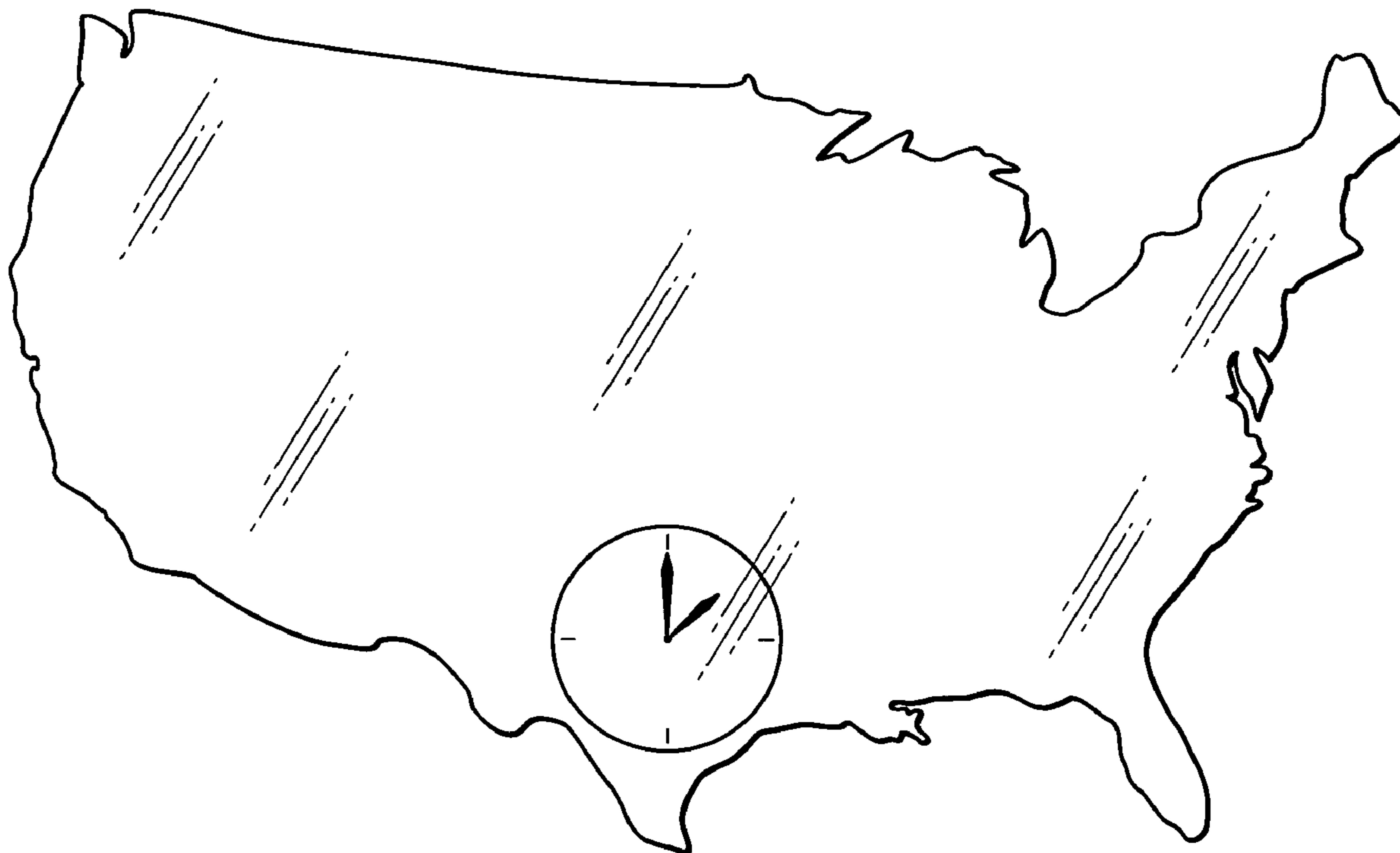
FIG. 4 is a right elevational view of the mirror;

FIG. 5 is a top plan view of the mirror; and,

FIG. 6 is a bottom plan view of the mirror.

The broken lines are for the illustrative purposes only and form no part of the claimed design.

1 Claim, 4 Drawing Sheets



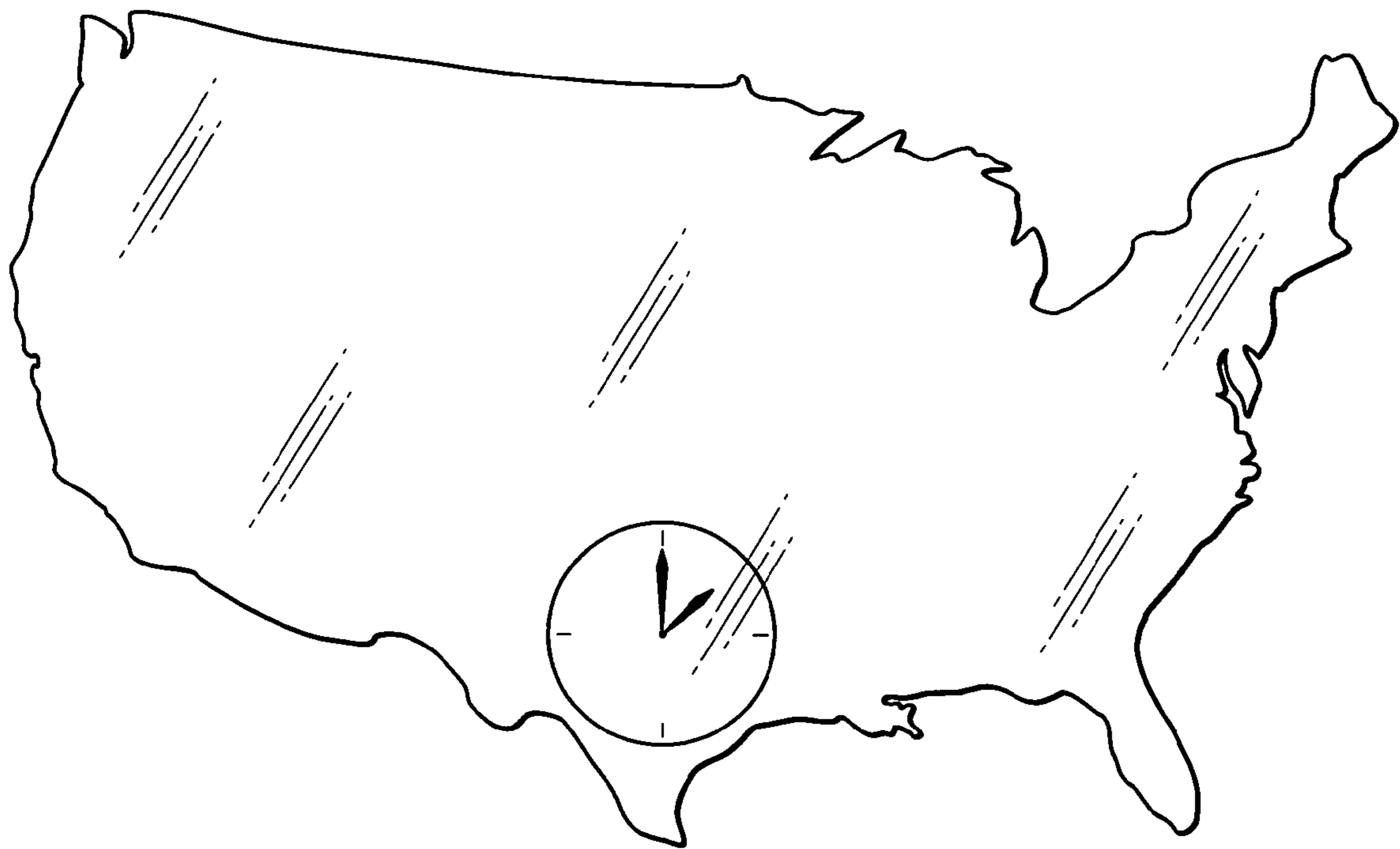


FIG. 1

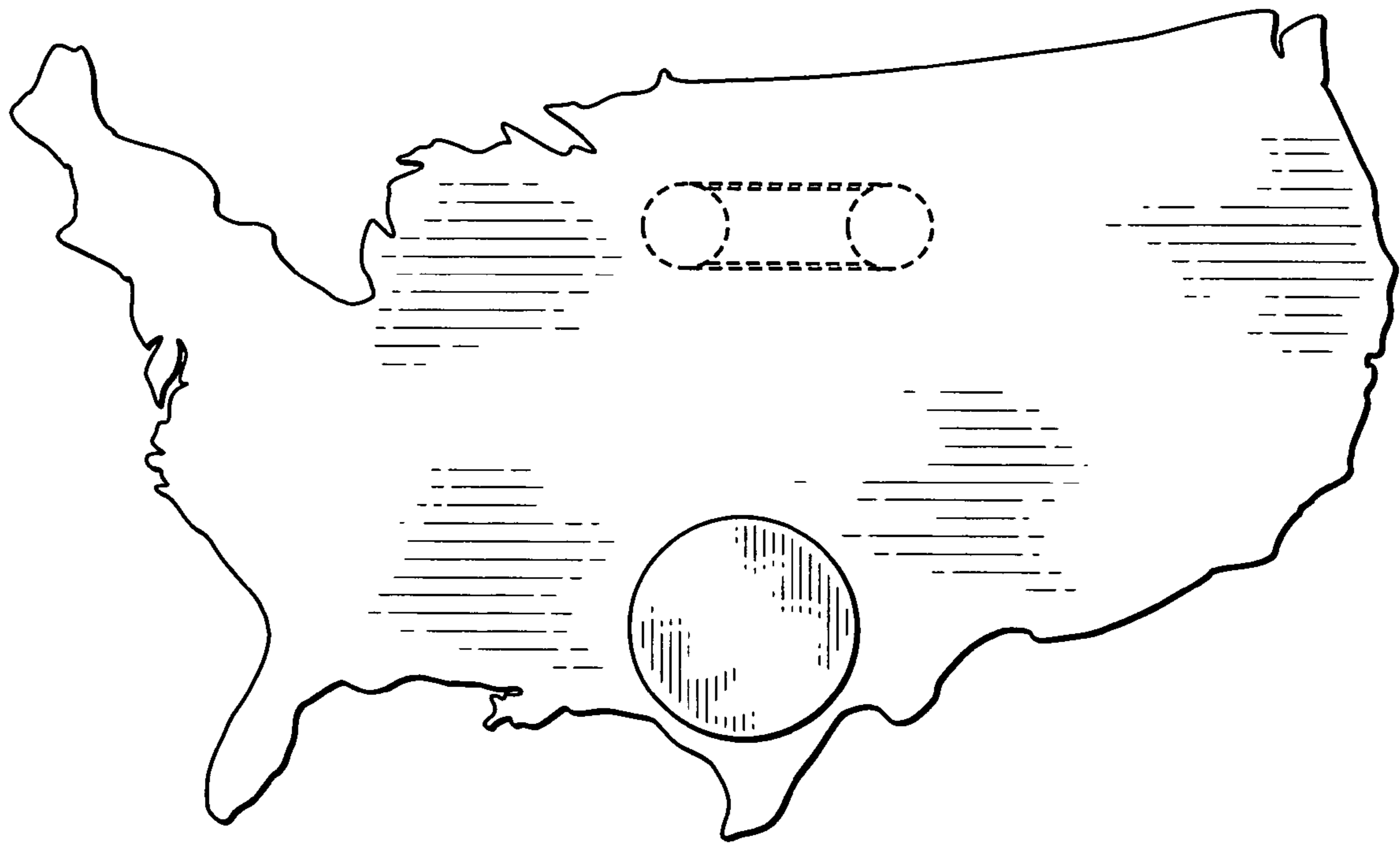


FIG. 2

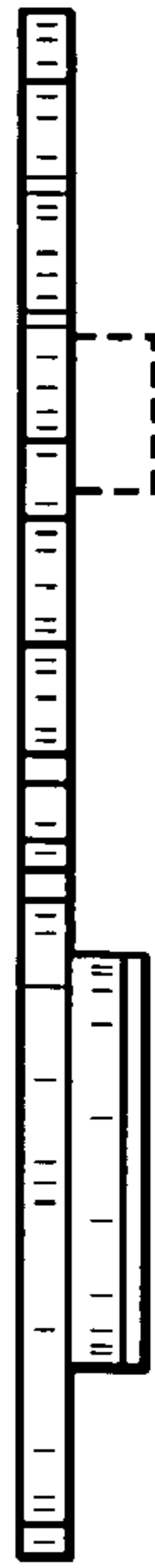


FIG. 3



FIG. 4

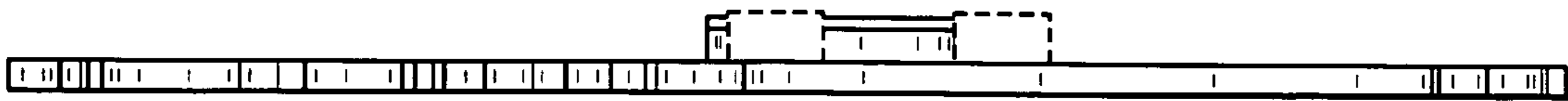


FIG. 5

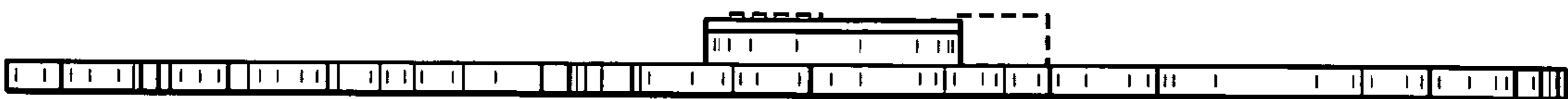


FIG. 6