



US00D597737S

(12) **United States Design Patent**
Collins

(10) **Patent No.:** **US D597,737 S**

(45) **Date of Patent:** **** Aug. 11, 2009**

(54) **SMOKELESS TOBACCO CONTAINER
HOLDER**

D559,531 S * 1/2008 Koppe D3/215

* cited by examiner

(75) Inventor: **Donald W. Collins**, Vancouver, WA (US)

Primary Examiner—Catherine R Oliver

(73) Assignee: **DWC Enterprises, LLC**, Vancouver,
WA (US)

(74) *Attorney, Agent, or Firm*—Portland Intellectual
Property, LLC; Garth Janke

(**) Term: **14 Years**

(57) **CLAIM**

(21) Appl. No.: **29/312,346**

The ornamental design for a smokeless tobacco container
holder, substantially as shown and described.

(22) Filed: **Oct. 14, 2008**

DESCRIPTION

(51) **LOC (9) Cl.** **03-01**

FIG. 1 is a front and left side perspective view of a smokeless
tobacco container holder showing my new design;

(52) **U.S. Cl.** **D3/215; D3/229; D27/186**

FIG. 2 is a front elevation thereof.

(58) **Field of Classification Search** D3/215,

FIG. 3 is a rear elevation thereof.

D3/226, 228, 229, 230, 243, 299; D27/172,

FIG. 4 is a top view thereof.

D27/183, 186–187, 189–191; 224/163, 247,

FIG. 5 is a bottom view thereof.

224/240, 675, 677, 681, 683, 901.4, 901.6;

FIG. 6 is a right side elevation thereof, the left side being a
mirror image of the right side; and,

206/37–38, 236, 242, 248, 260; 24/3.7, 163 K

FIG. 7 is a rear and right side perspective view thereof.

See application file for complete search history.

The broken line showing of environment in the drawings is
included for the purpose of illustrating only and forms no part
of the claimed design.

(56) **References Cited**

U.S. PATENT DOCUMENTS

1,777,543	A	*	10/1930	Bashe et al.	24/3.7
D237,428	S	*	11/1975	Baker	D3/226
3,949,916	A	*	4/1976	Yount	224/240
D263,767	S	*	4/1982	Sogoian et al.	D3/230
D271,061	S	*	10/1983	Zimmerman	D3/229
4,562,620	A	*	1/1986	Oliver, Jr.	24/163 K
D387,897	S	*	12/1997	Yorke et al.	D3/215
D548,957	S	*	8/2007	Lowe	D3/215

Environment is indicated by “dash-double-dot” lines,
whereas the dashed lines in FIGS. 3 and 7 indicate stitching
which forms part of the claimed design.

1 Claim, 2 Drawing Sheets

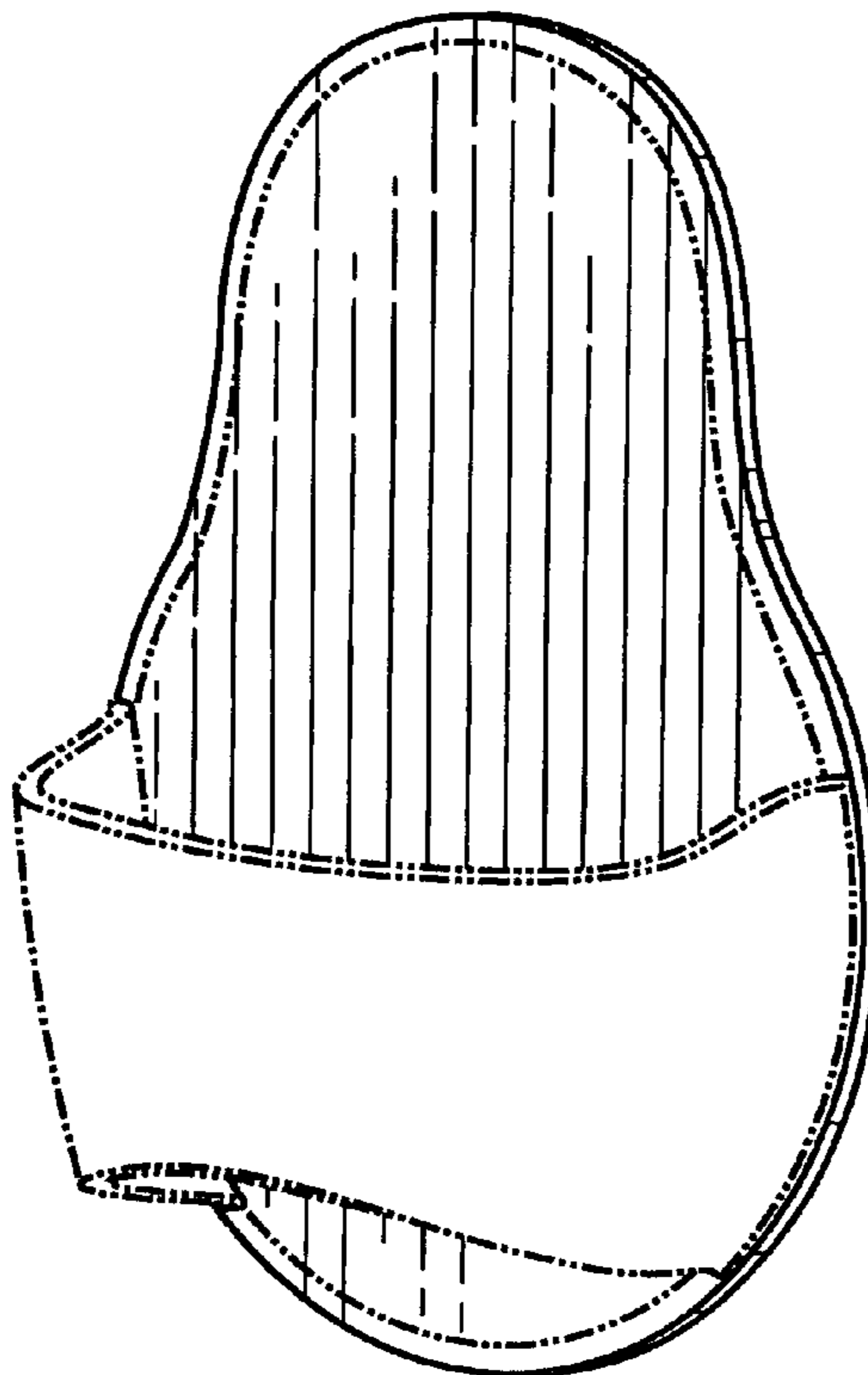


Fig. 1

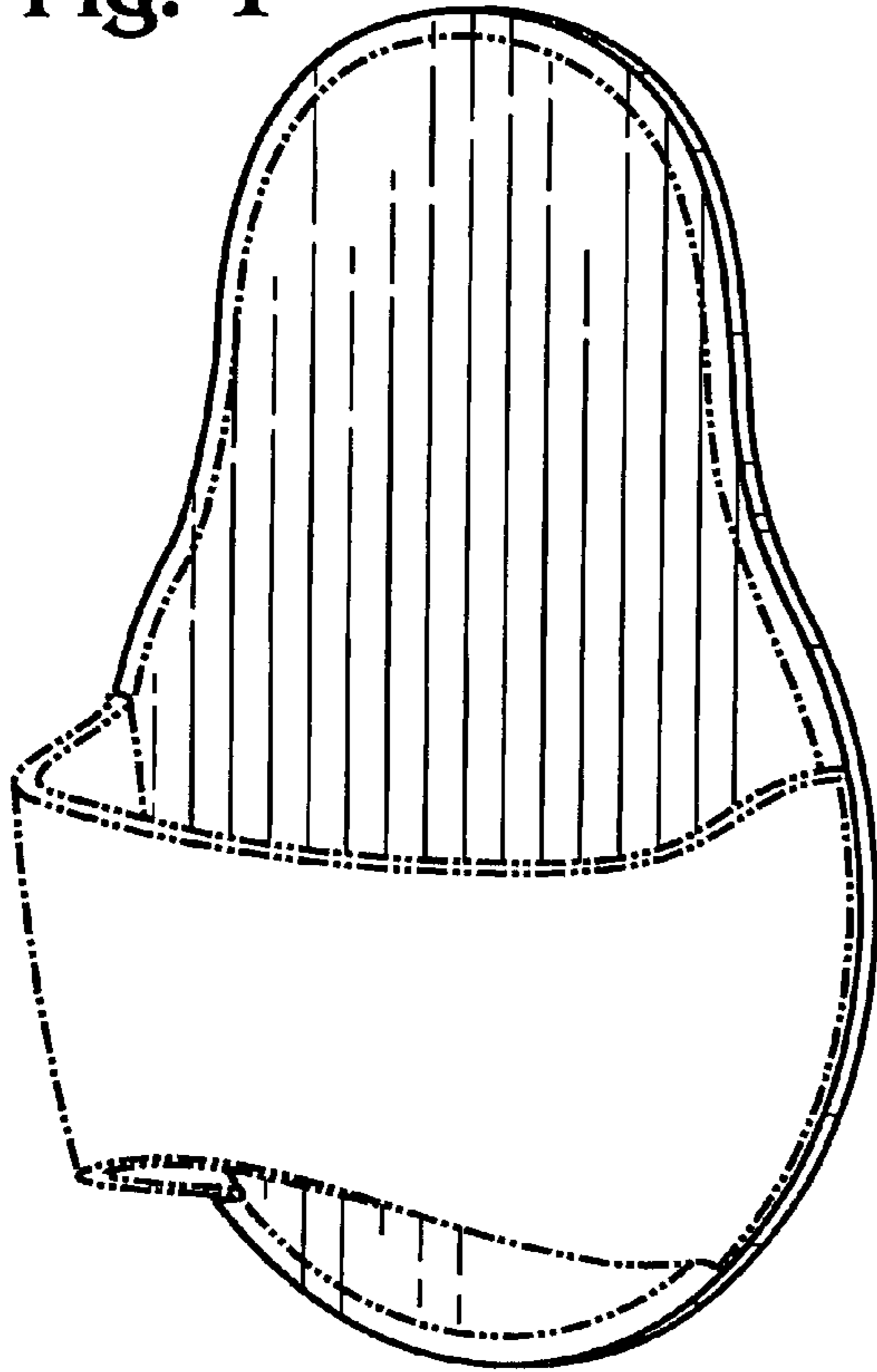


Fig. 2

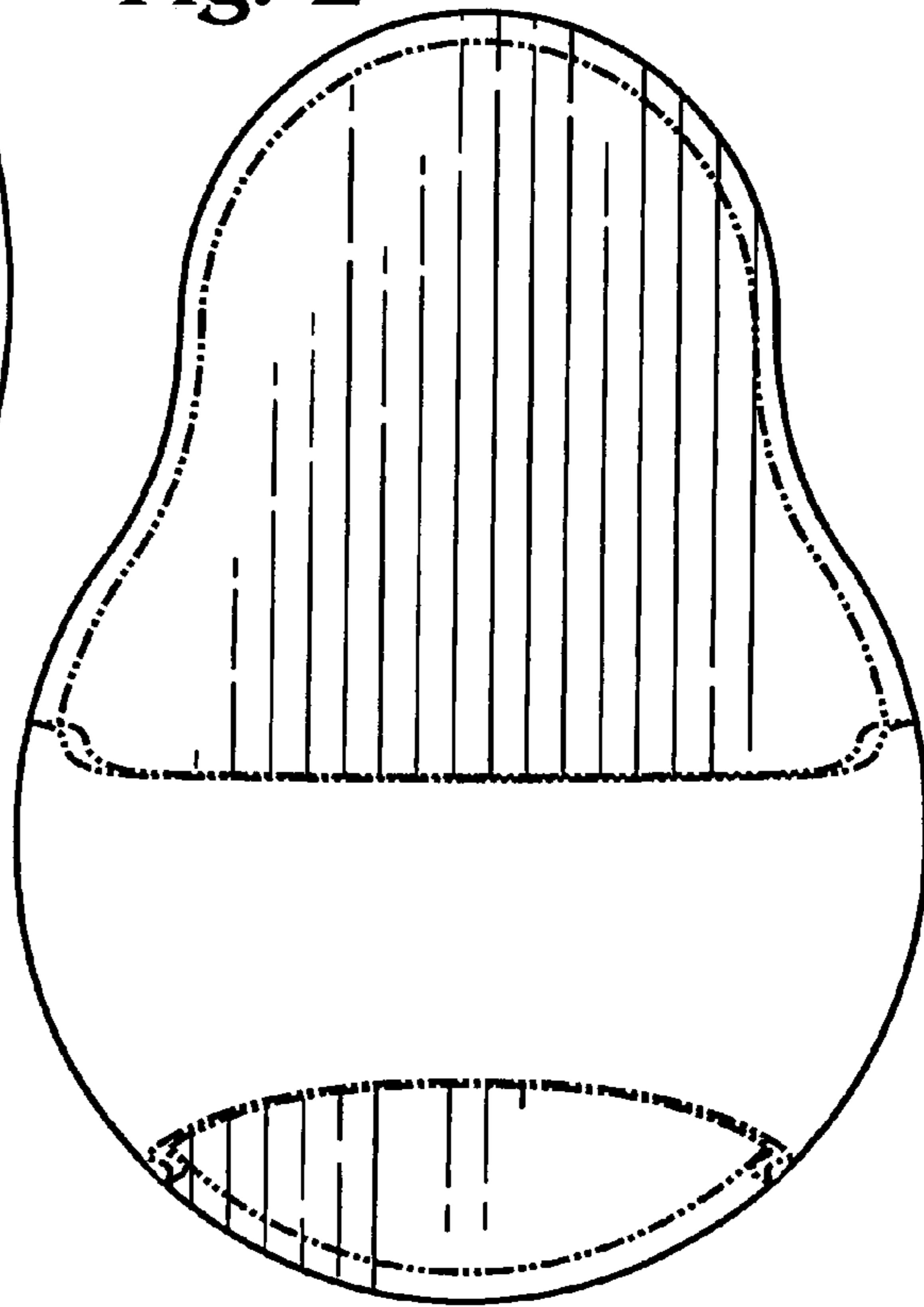


Fig. 3

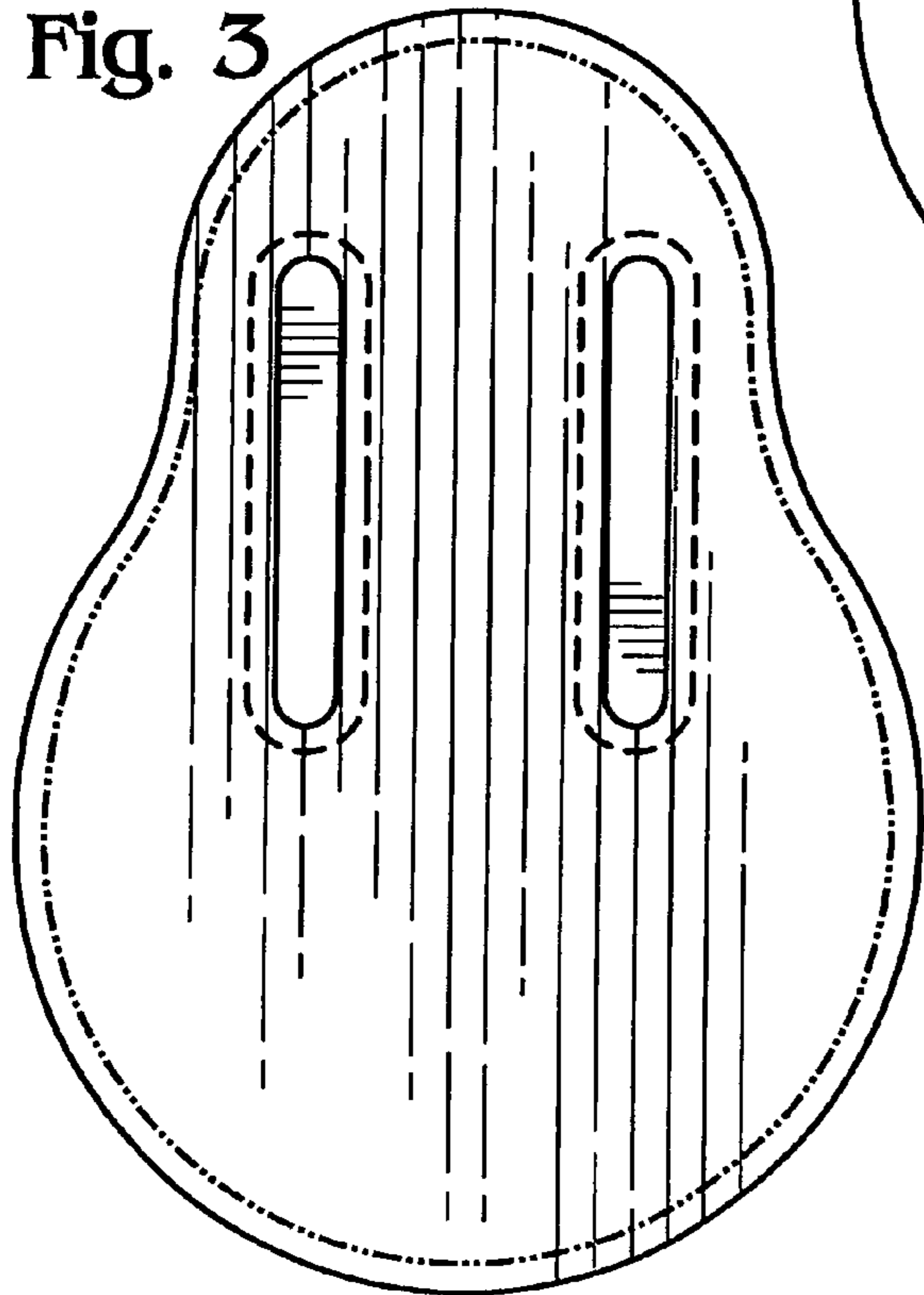


Fig. 4




Fig. 5




Fig. 6

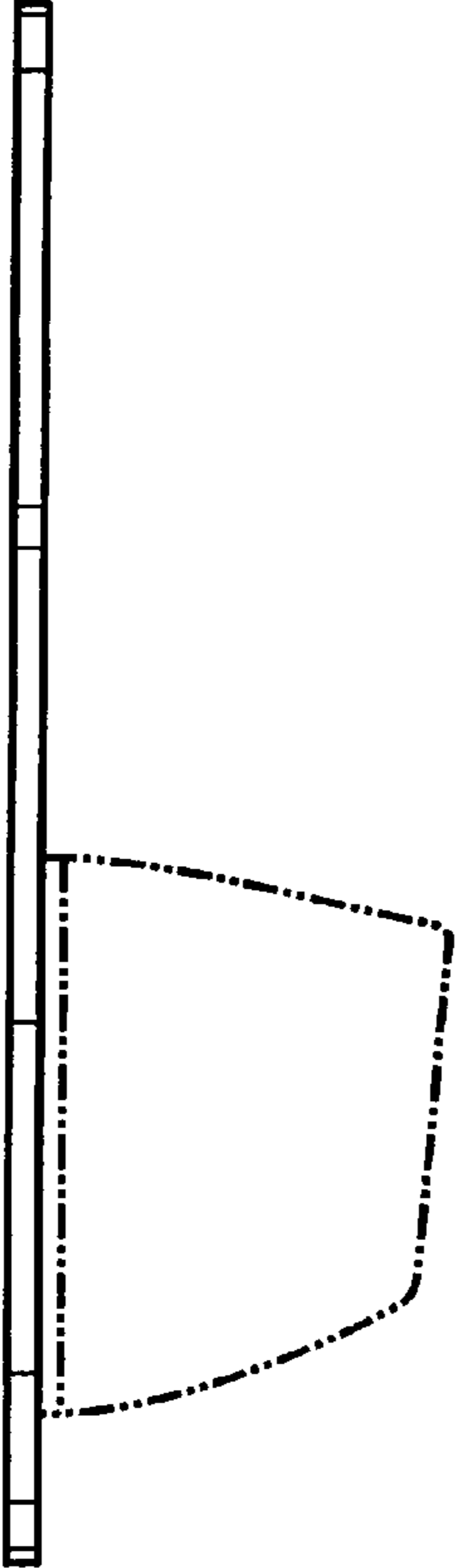


Fig. 7

