



US00D597736S

(12) **United States Design Patent**
Ben-Sasson

(10) **Patent No.:** **US D597,736 S**

(45) **Date of Patent:** **** Aug. 11, 2009**

(54) **PORTABLE CONTAINER WITH MATCHING SCREW-ON CAP**

(76) **Inventor:** **Amit Ben-Sasson**, P.O. Box 122, Kohav Michael (IL)

(**) **Term:** **14 Years**

(21) **Appl. No.:** **29/297,276**

(22) **Filed:** **Nov. 8, 2007**

(51) **LOC (9) Cl.** **03-01**

(52) **U.S. Cl.** **D3/215**

(58) **Field of Classification Search** D3/215,
D3/203.1, 203.2, 203.6, 203.7, 201, 207-212,
D3/229; D9/503, 520, 500-501, 715, 741;
D24/222, 224

See application file for complete search history.

(56) **References Cited**

U.S. PATENT DOCUMENTS

- D385,793 S * 11/1997 Marsal D9/503
- D404,562 S * 1/1999 Brown et al. D3/215
- D468,092 S * 1/2003 Anderton D3/215
- D525,780 S * 8/2006 Kelleghan D3/215

D540,380 S * 4/2007 Hoshiya et al. D24/224

* cited by examiner

Primary Examiner—Catherine R Oliver

(57) **CLAIM**

The ornamental design for a portable container with matching screw-on cap, as it is shown and described.

DESCRIPTION

FIG. 1 is a side view of a set consisting portable container and a matching screw-on cap, having lacunar piece for attachment purposes, in accordance with the design of the present invention.


FIG. 2 is a top view of a set consisting of a portable container and a matching screw-on cap having lacunar piece for attachment purposes.

FIG. 3 is a perspective view, rear above, of the screw-on cap having lacunar piece for attachment purposes, in accordance with the design of the present invention.

FIG. 4 is a top perspective view of the portable container, in accordance with the design of the present invention.

FIG. 5 is a front perspective view of the screw-on cap.

1 Claim, 3 Drawing Sheets






Fig. 1




Fig. 2




Fig. 4

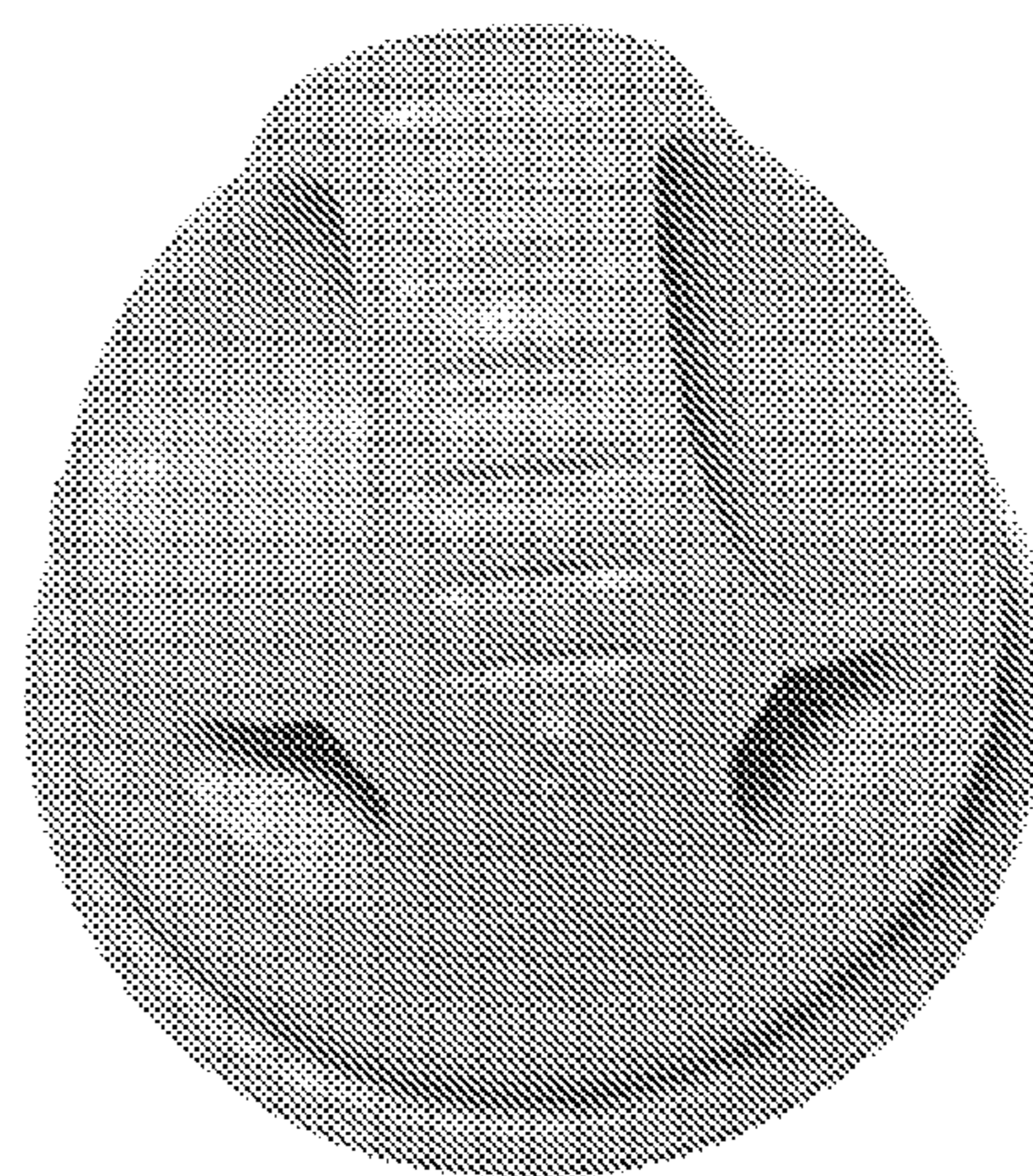


Fig. 3




Fig. 5