



US00D597733S

(12) **United States Design Patent**
Griffin

(10) **Patent No.:** **US D597,733 S**

(45) **Date of Patent:** **** Aug. 11, 2009**

(54) **GOLF SHOE**

(76) Inventor: **Anthony LaRosa Griffin**, P.O. Box 608,
Grovetown, GA (US) 30813

(**) Term: **14 Years**

(21) Appl. No.: **29/303,856**

(22) Filed: **Feb. 19, 2008**

(51) **LOC (9) Cl.** **02-04**

(52) **U.S. Cl.** **D2/906**

(58) **Field of Classification Search** D2/896,
D2/902, 906-908, 943, 944, 946, 953, 964,
D2/969, 972-974; 36/1, 45, 50.1, 77 M,
36/77 R, 83, 88, 113, 114, 126-131, 136
See application file for complete search history.

(56) **References Cited**

U.S. PATENT DOCUMENTS

262,594 A *	8/1882	How	36/136
D53,359 S *	5/1919	Clarke	D2/964
D119,496 S *	3/1940	Haan	D2/906
2,662,677 A *	12/1953	Perry	36/127
D196,355 S *	9/1963	Doherty	D2/953

5,596,821 A *	1/1997	Solo	36/136
6,161,315 A *	12/2000	Dalton	D2/906
D498,904 S *	11/2004	Lee	D2/953
D541,516 S *	5/2007	Lane, III	D2/906
D587,441 S *	3/2009	Lane et al.	D2/953

* cited by examiner

Primary Examiner—Dominic Simone

(57) **CLAIM**

The ornamental design for a golf shoe, as shown and described.

DESCRIPTION

FIG. 1 is an exploded perspective view of a golf shoe, showing my new design;

FIG. 2 is a front elevational view of the invention;

FIG. 3 is a rear elevational view of the invention;


FIG. 4 is a left-side elevational view of the invention;

FIG. 5 is a right-side elevational view of the invention;

FIG. 6 is a top plan view of the invention; and,

FIG. 7 is a bottom plan view of the invention.

1 Claim, 2 Drawing Sheets



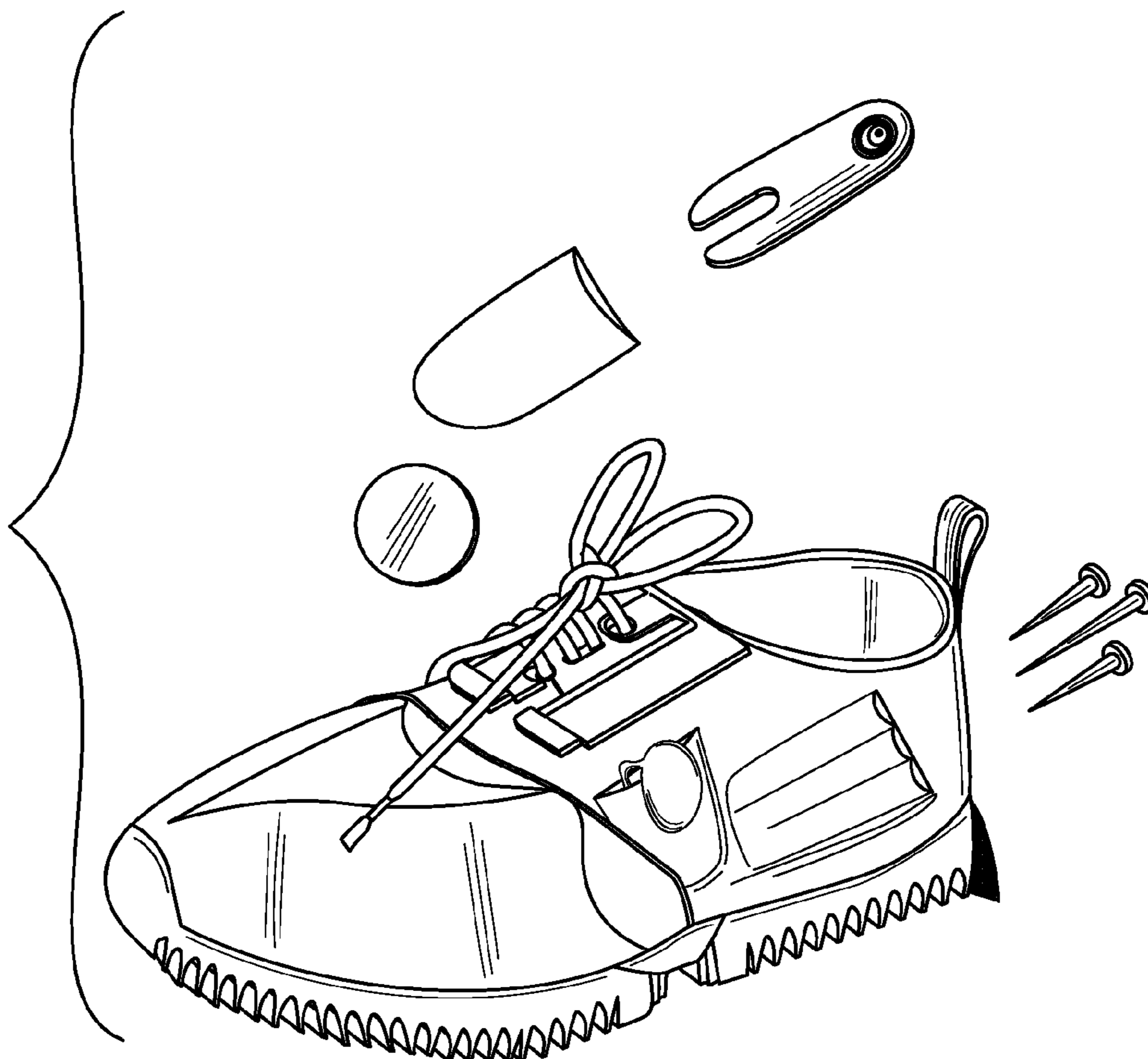


FIG. 1




FIG. 2

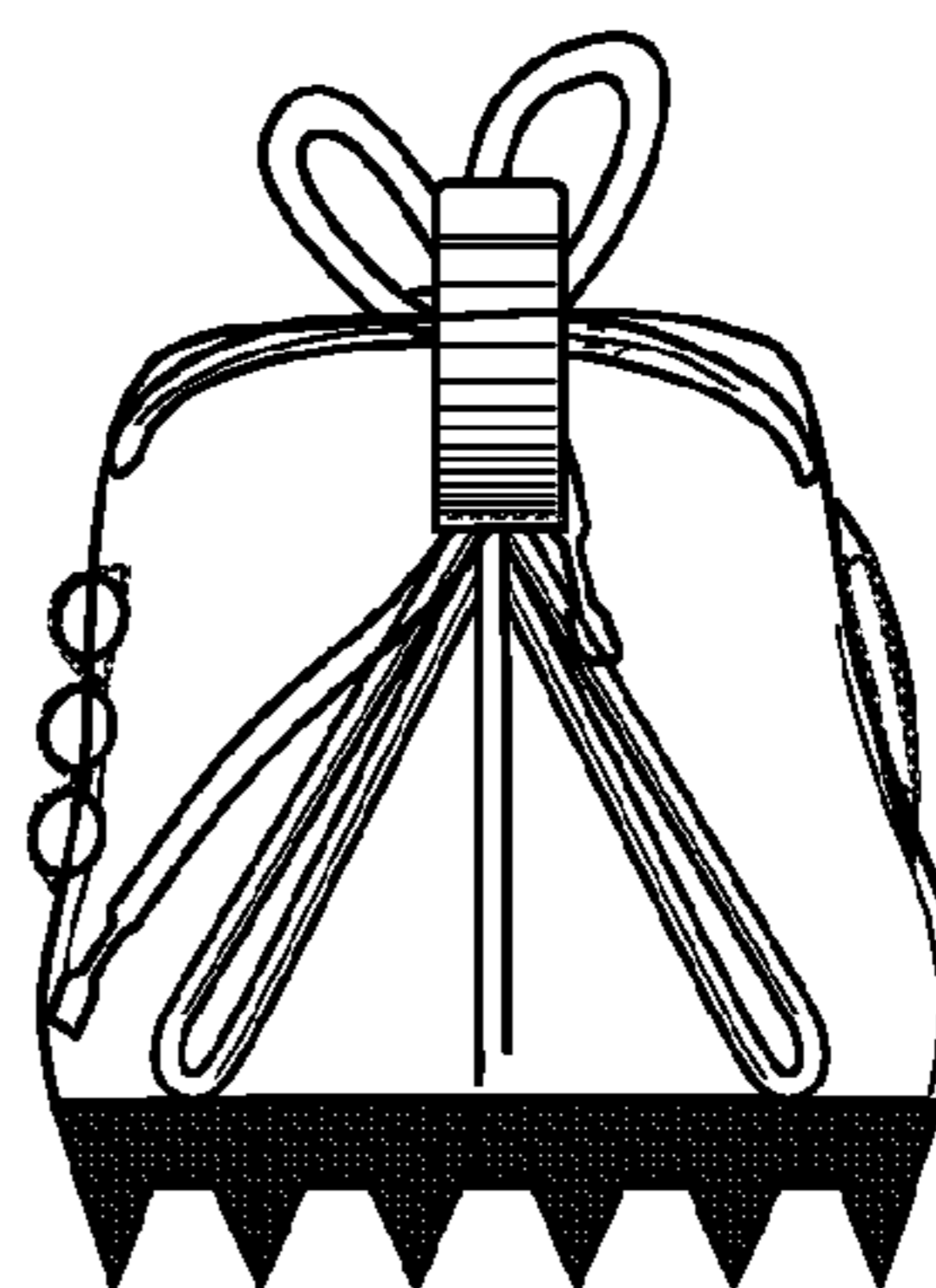


FIG. 3

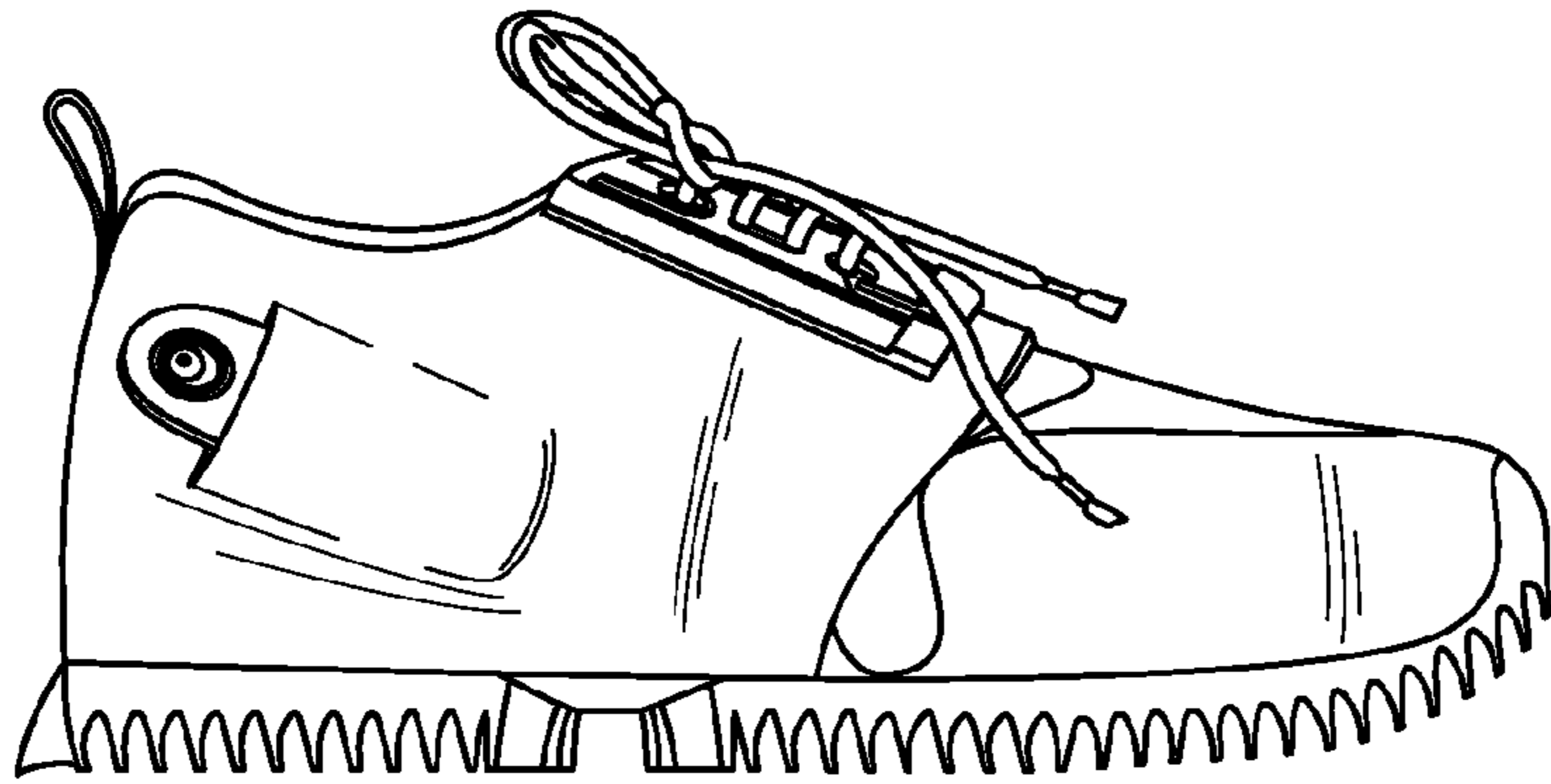


FIG. 4




FIG. 5

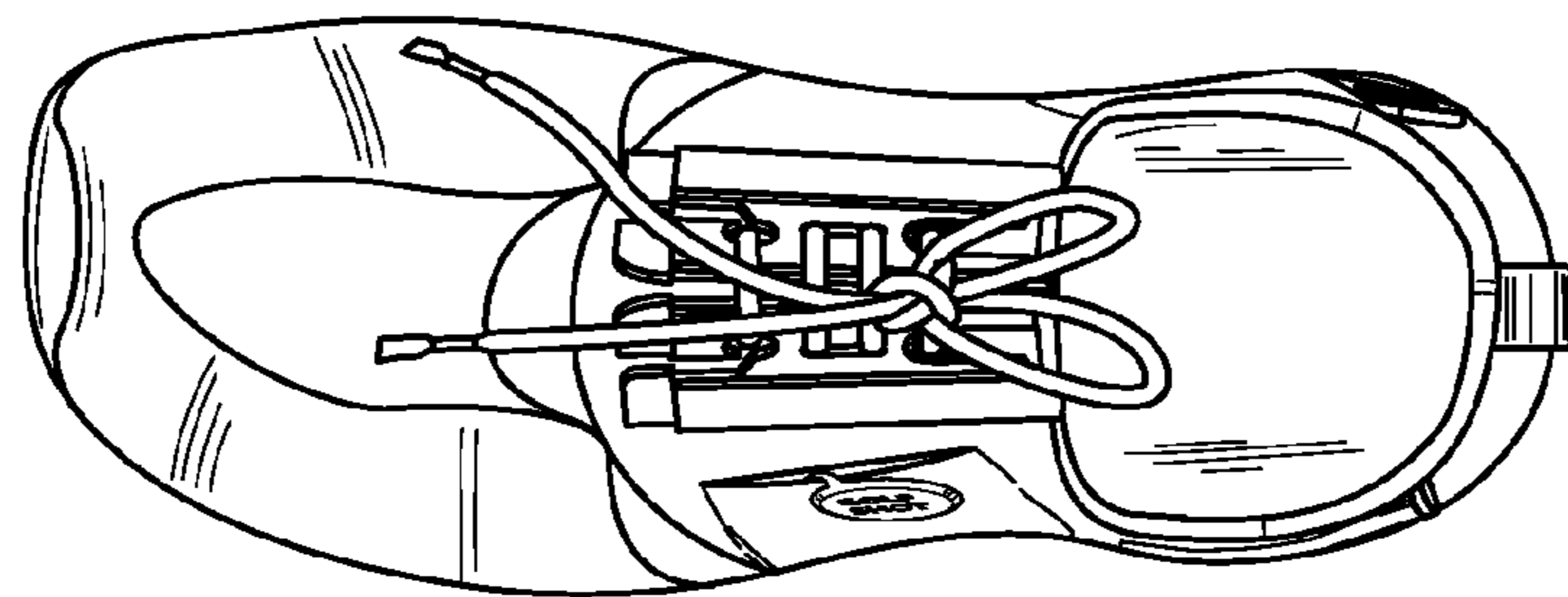


FIG. 6

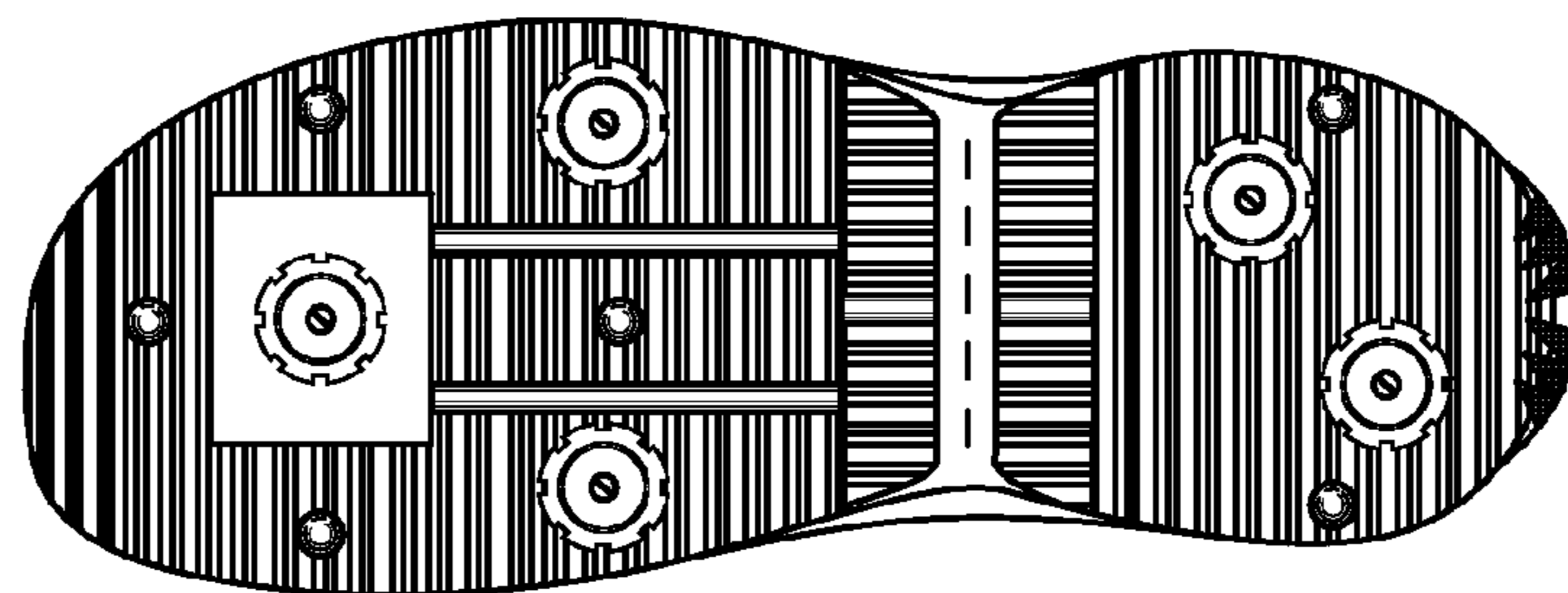


FIG. 7