



US00D597710S

(12) **United States Design Patent**  
**Brace et al.**

(10) **Patent No.:** **US D597,710 S**  
(45) **Date of Patent:** **\*\* Aug. 4, 2009**

(54) **HEADGEAR ARTICLE HAVING RECESSED PORTIONS**

(75) Inventors: **Thomas J. Brace**, St. Paul, MN (US);  
**Mark A. J. Fernandes**, Leamington Spa (GB);  
**Stuart J. King**, Coventry (GB);  
**Bruce E. Nelson**, Oakdale, MN (US);  
**James M. Ulwelling**, Eau Claire, WI (US)

(73) Assignee: **3M Innovative Properties Company**,  
St. Paul, MN (US)

(\*\*) Term: **14 Years**

(21) Appl. No.: **29/328,486**

(22) Filed: **Nov. 25, 2008**

**Related U.S. Application Data**

(62) Division of application No. 29/306,136, filed on Apr. 3, 2008.

(51) **LOC (9) Cl.** ..... **29-02**

(52) **U.S. Cl.** ..... **D29/122**

(58) **Field of Classification Search** ..... D29/108,  
D29/110, 111, 122; 2/7, 8.1-8.8, 9-11, 15,  
2/6.3, 6.5, 6.7, 424, 427, 429, 5; 128/857,  
128/858, 206.28, 207.11, 207.17, 201.23,  
128/201.24, 201.25, 206.21, 206.23, 206.24;  
D24/191

See application file for complete search history.

(56) **References Cited**

**U.S. PATENT DOCUMENTS**

D250,496 S \* 12/1978 Odell et al. .... D29/122  
4,995,117 A 2/1991 Mirage  
D420,771 S 2/2000 Burns  
6,035,451 A \* 3/2000 Burns et al. .... 2/424  
6,102,033 A \* 8/2000 Baribeau et al. .... 128/201.24  
D443,394 S 6/2001 Martin et al.  
D444,269 S 6/2001 Jeffreys

6,298,498 B1 10/2001 Burns et al.  
6,332,228 B1 12/2001 Takahara  
D453,056 S 1/2002 Garneau  
6,418,564 B1 7/2002 Sheridan  
D485,947 S 1/2004 Pelletier et al.  
D499,214 S \* 11/2004 Cheng ..... D29/110  
D503,497 S \* 3/2005 Canavan et al. .... D29/110  
D503,498 S \* 3/2005 Canavan et al. .... D29/110  
D504,195 S \* 4/2005 Canavan et al. .... D29/122  
D511,227 S \* 11/2005 Canavan et al. .... D29/122  
D511,865 S \* 11/2005 Canavan et al. .... D29/122  
D512,187 S \* 11/2005 Canavan et al. .... D29/122  
6,961,963 B2 11/2005 Rosie  
D517,745 S \* 3/2006 Lee et al. .... D29/122  
7,007,306 B2 \* 3/2006 Howard et al. .... 2/9  
D520,684 S 5/2006 Martin et al.  
D539,485 S \* 3/2007 Huh ..... D29/110  
D590,547 S 4/2009 Brace et al.  
2004/0064873 A1 4/2004 Muskovitz

\* cited by examiner

*Primary Examiner*—Ruth McInroy

(74) *Attorney, Agent, or Firm*—Anna A. Wetzels

(57) **CLAIM**

The ornamental design for a headgear article having recessed portions, as shown and described.

**DESCRIPTION**

FIG. 1 is a perspective view of a headgear article having recessed portions showing our new design;

FIG. 2 is a front view thereof;

FIG. 3 is a left side view thereof, the right side being a mirror image;

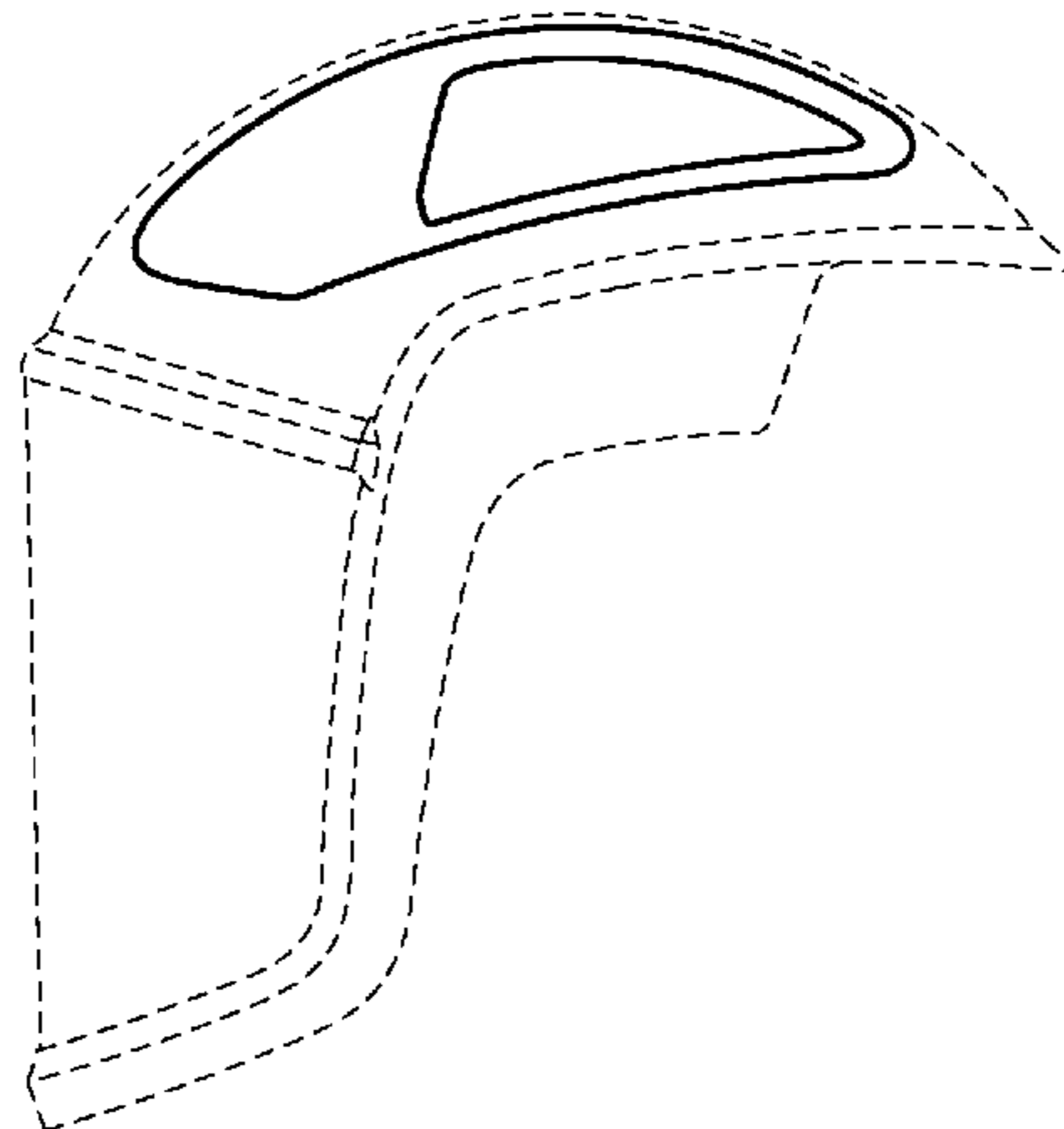
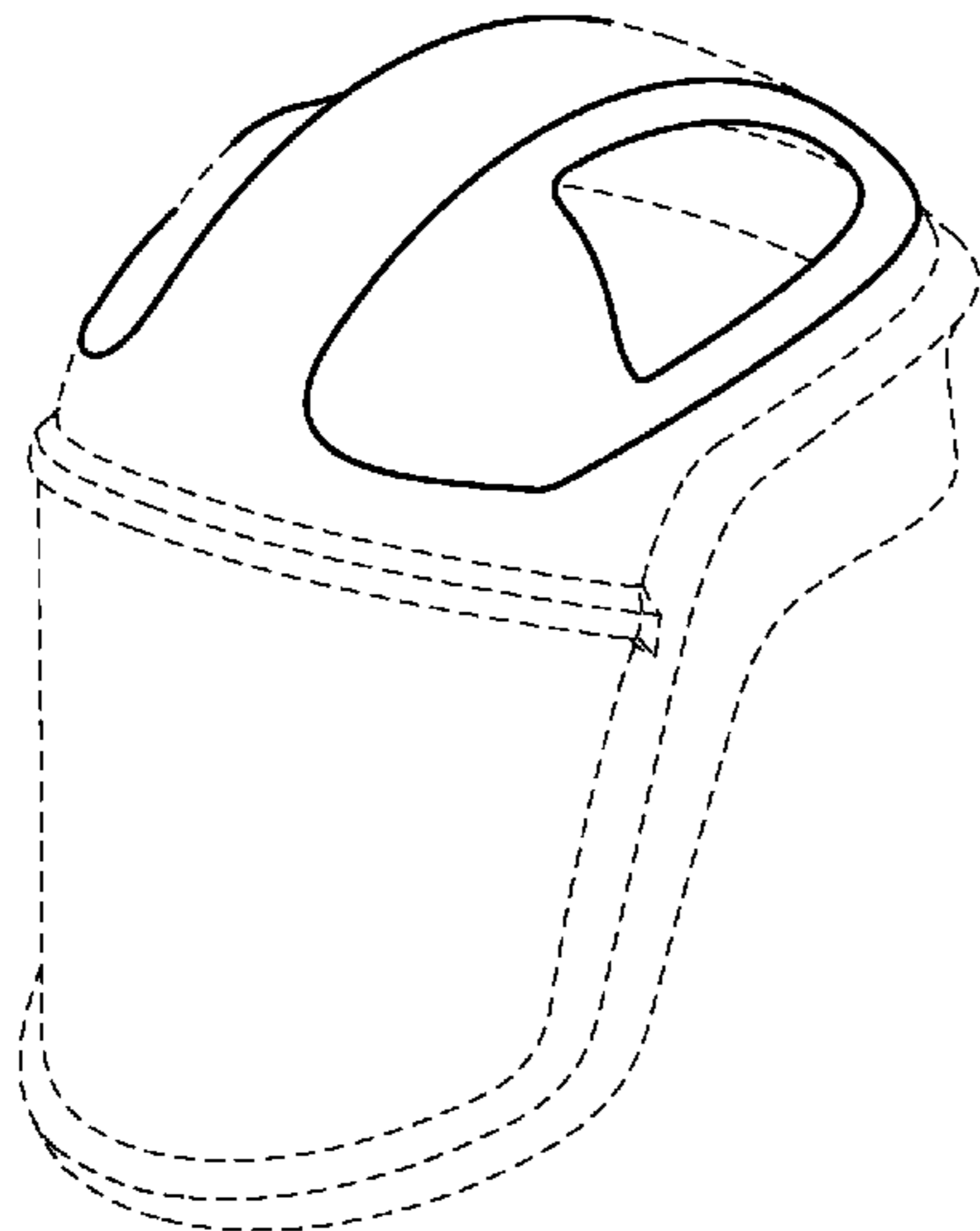
FIG. 4 is a rear view thereof;

FIG. 5 is a top view thereof; and,

FIG. 6 is a bottom view thereof.

The details shown in broken lines form no part of the claimed design.

**1 Claim, 3 Drawing Sheets**



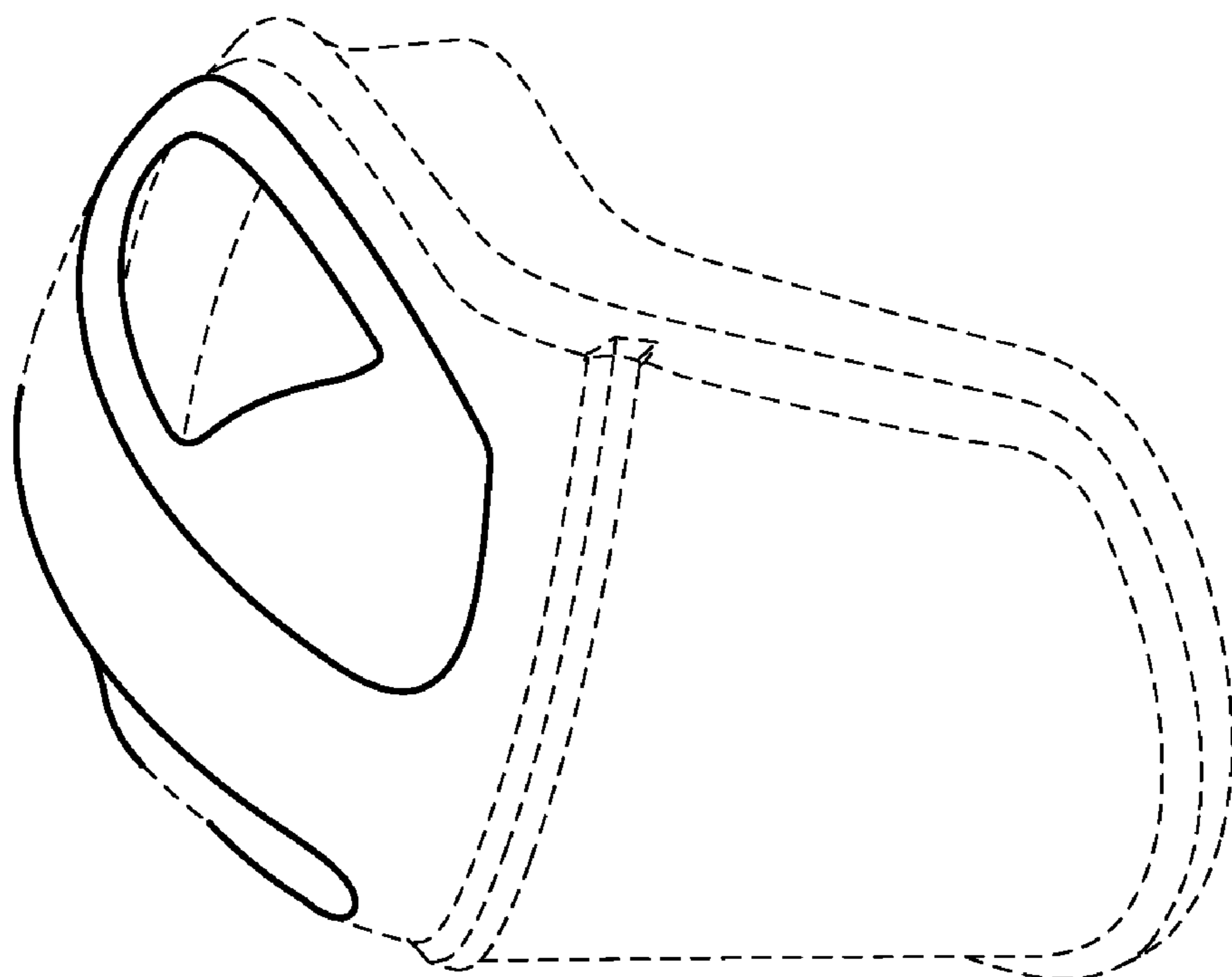


FIG. 1

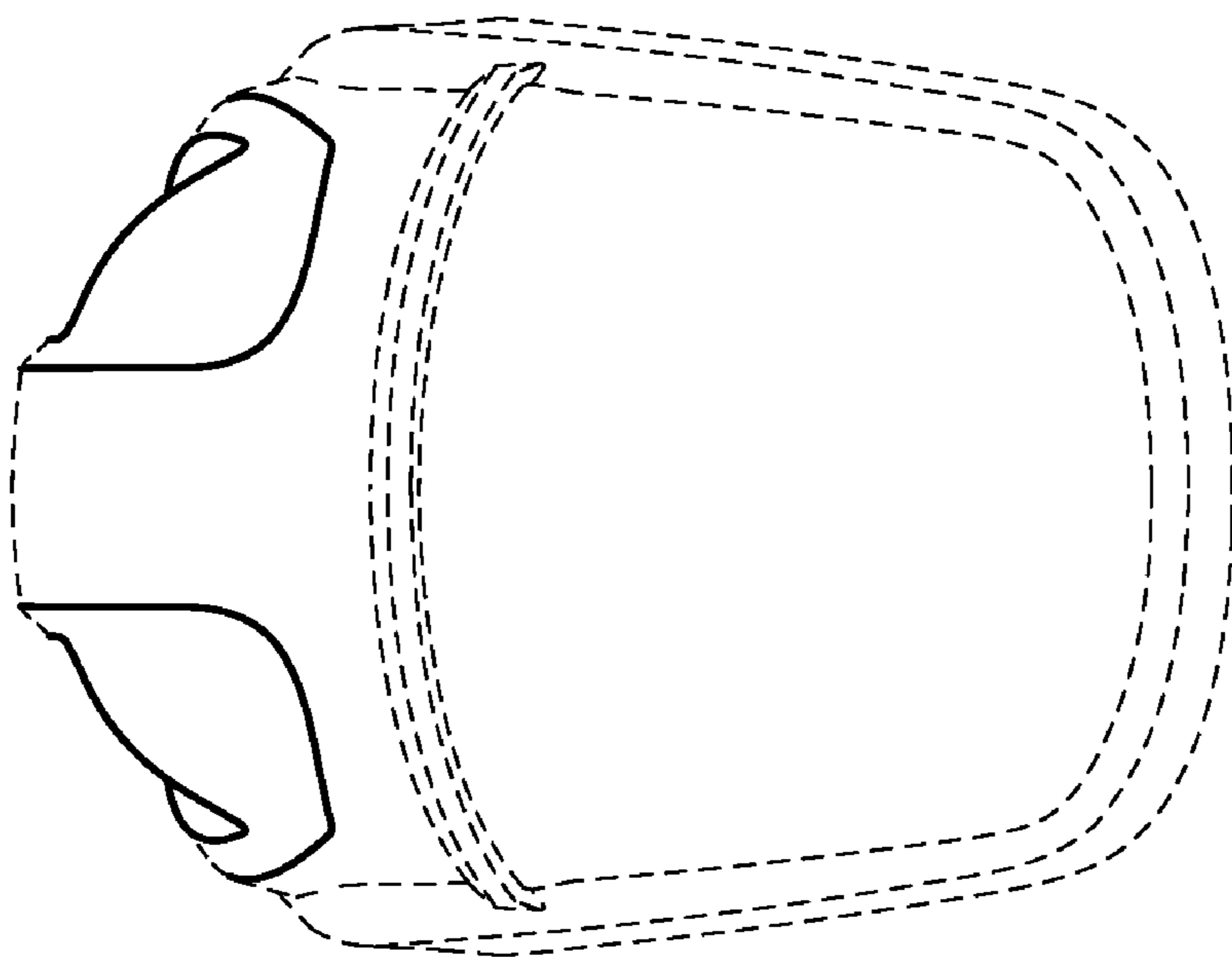


FIG. 2

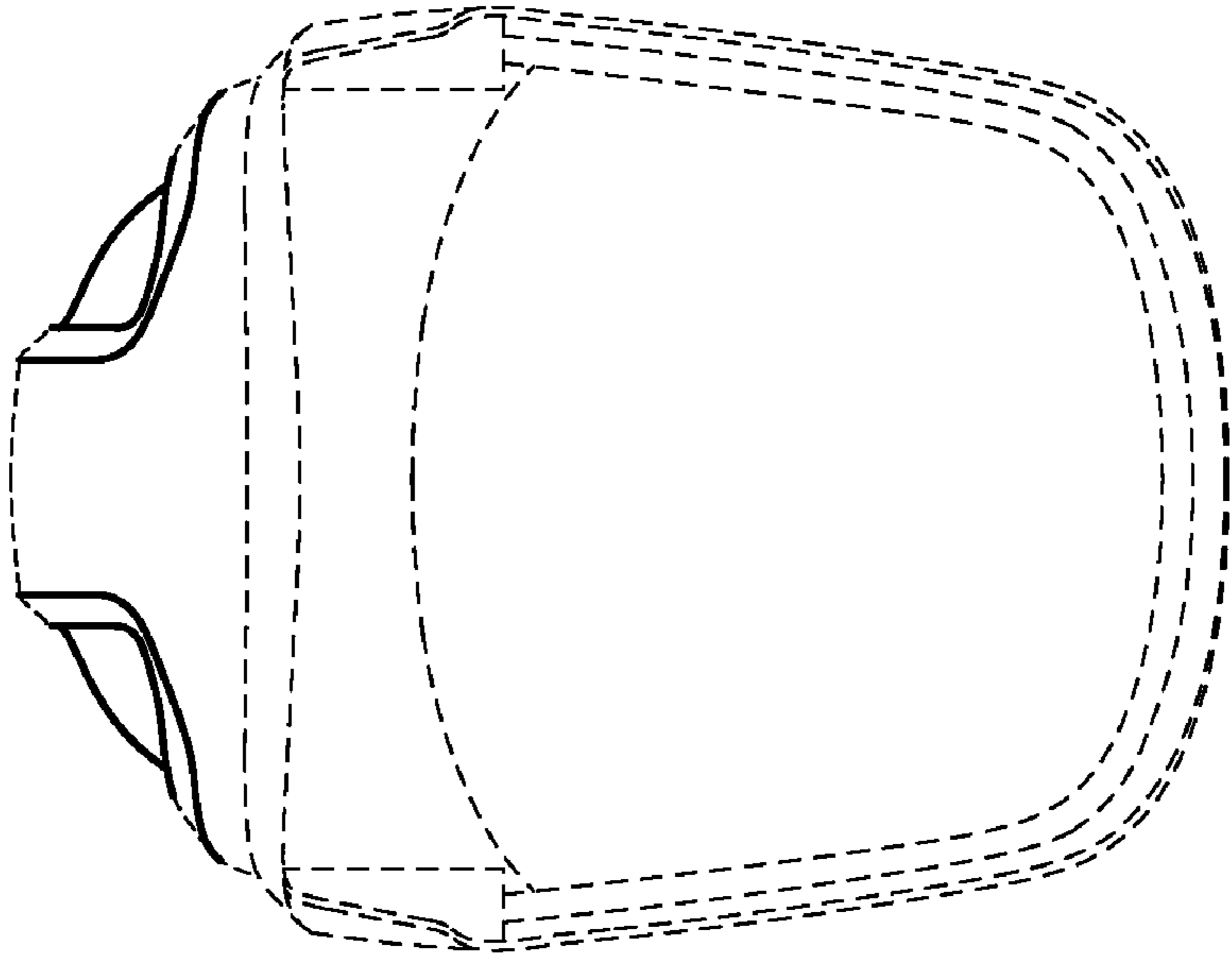


FIG. 4

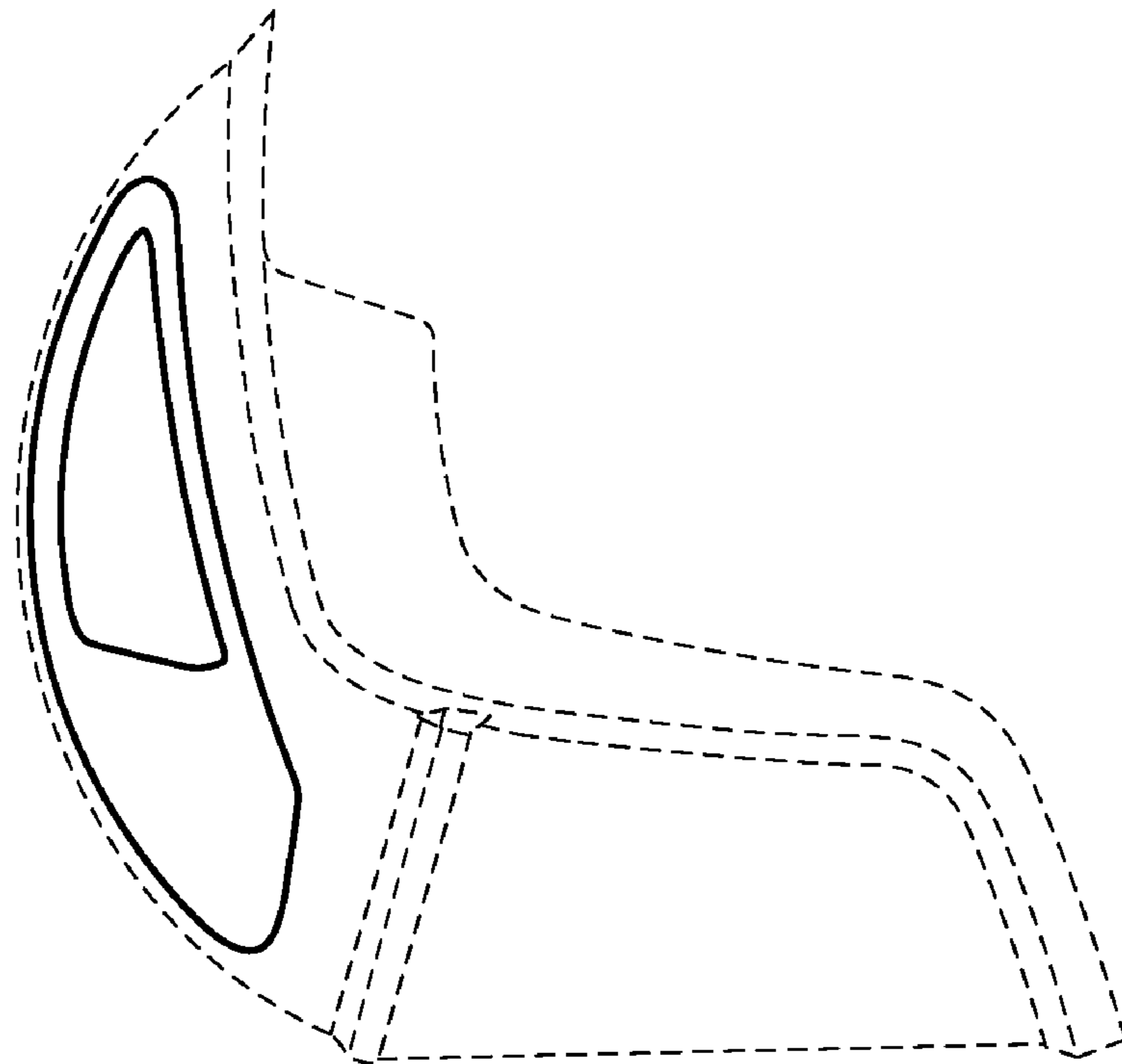


FIG. 3

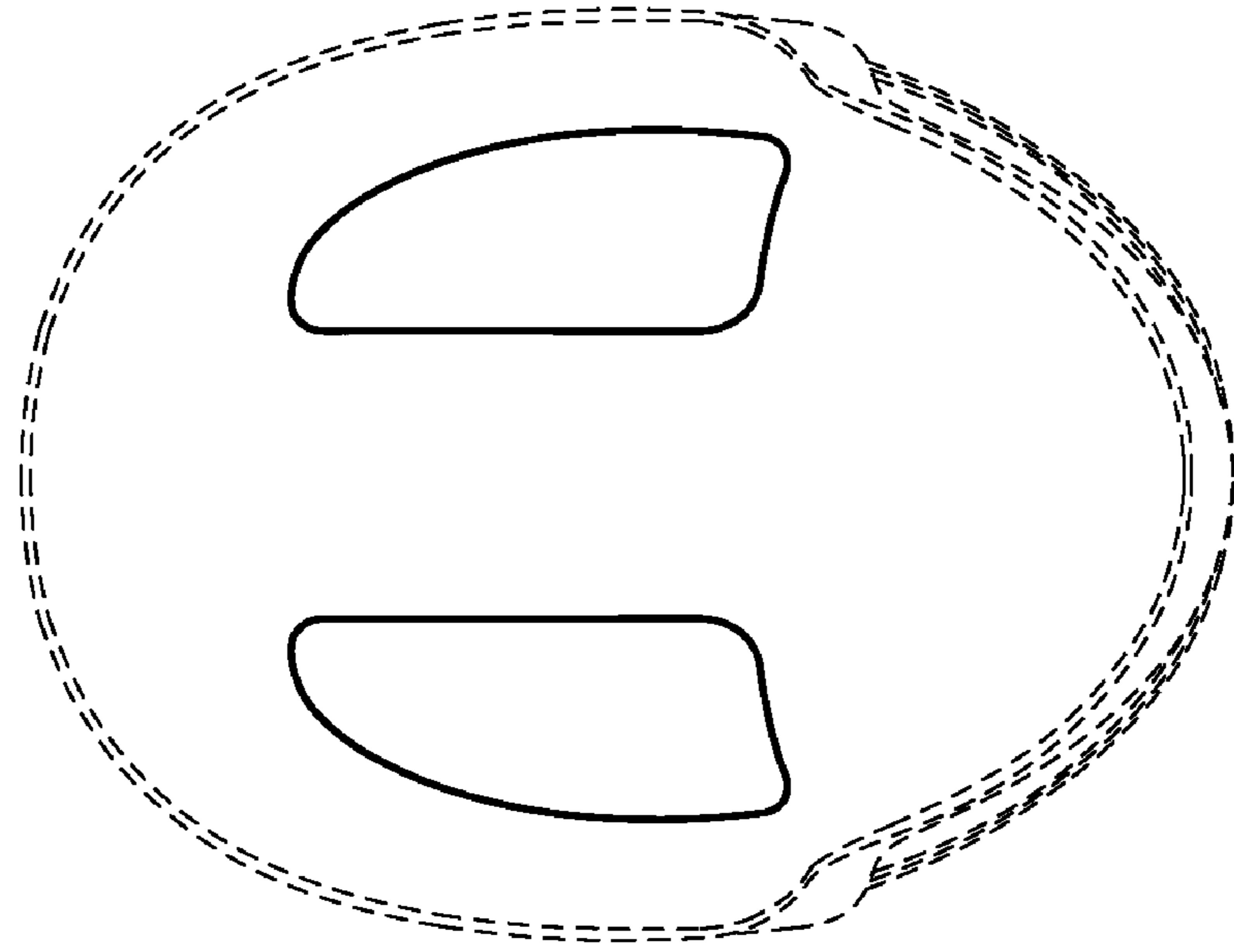


FIG. 5

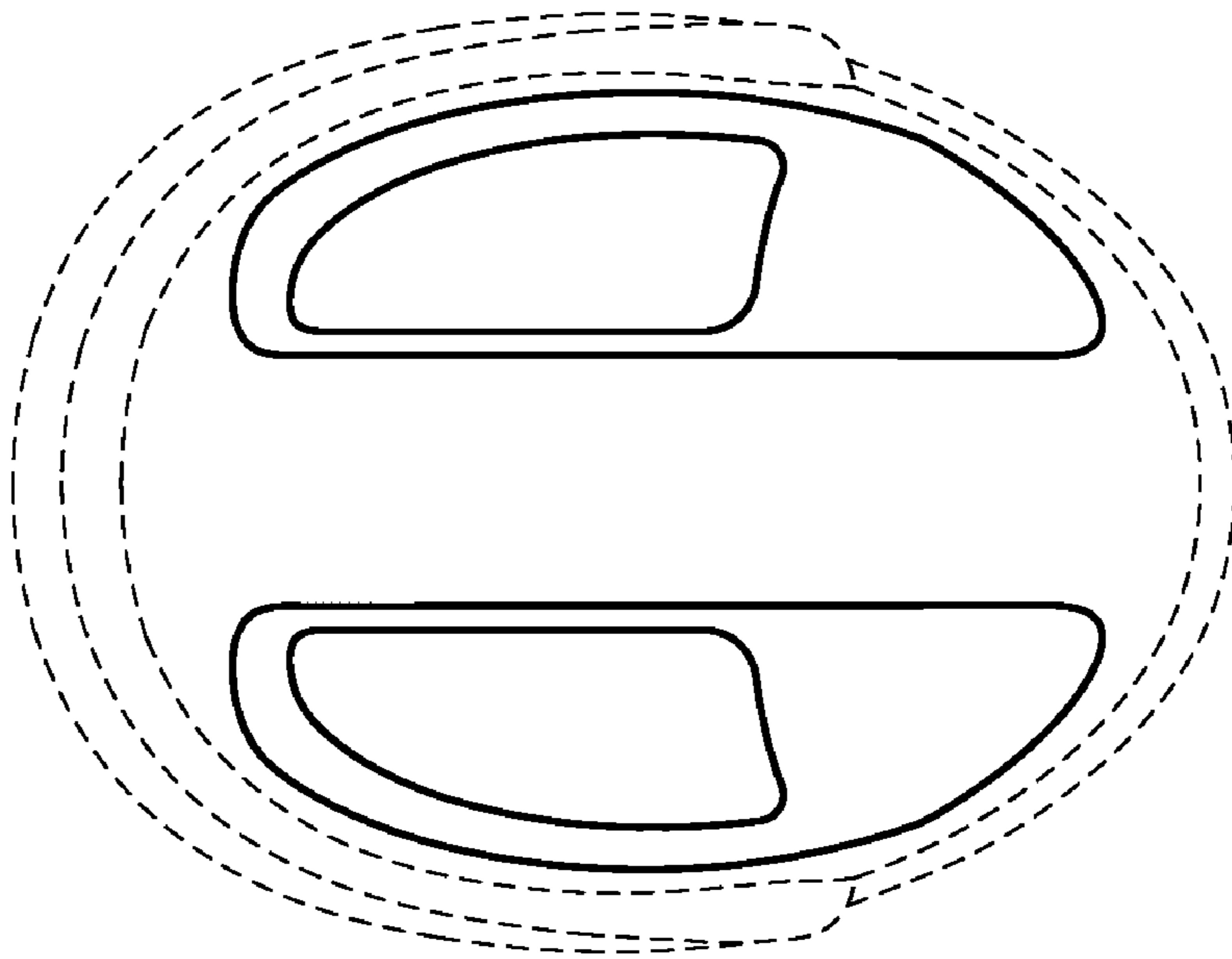


FIG. 6