



US00D597709S

(12) **United States Design Patent**  
**Juhlin**

(10) **Patent No.:** **US D597,709 S**

(45) **Date of Patent:** **\*\* Aug. 4, 2009**

(54) **PROTECTIVE PLATE FOR A WELDING  
FILTER IN A WELDING HELMET**

(75) Inventor: **Oskar E. Juhlin**, Gustavsberg (SE)

(73) Assignee: **3M Innovative Properties Company**,  
St. Paul, MN (US)

(\*\*) Term: **14 Years**

(21) Appl. No.: **29/328,472**

(22) Filed: **Nov. 25, 2008**

**Related U.S. Application Data**

(62) Division of application No. 29/297,647, filed on Nov.  
15, 2007.

(51) **LOC (9) Cl.** ..... **29-02**

(52) **U.S. Cl.** ..... **D29/122**

(58) **Field of Classification Search** ..... D29/108,  
D29/110, 111, 122; 2/7, 8.1-8.8, 9-11, 15,  
2/6.3, 6.5, 6.7, 424, 427, 429, 5; 128/857,  
128/858, 206.28, 207.11, 207.17, 201.23,  
128/201.24, 201.25, 206.21, 206.23, 206.24;  
D24/191

See application file for complete search history.

(56) **References Cited**

**U.S. PATENT DOCUMENTS**

5,003,632	A	4/1991	Claude	
D398,421	S *	9/1998	Crafoord et al.	D29/110
6,038,705	A *	3/2000	Jarvis	2/424
D499,215	S *	11/2004	Cheng	D29/110
D517,745	S	3/2006	Lee et al.	
D524,992	S	7/2006	Belin et al.	
D525,395	S	7/2006	Fridholm et al.	
D526,097	S *	8/2006	Lilenthal et al.	D29/122
D532,560	S	11/2006	Fredriksson et al.	
D532,939	S	11/2006	Juhlin et al.	
D533,313	S	12/2006	Mases et al.	
D539,485	S *	3/2007	Huh	D29/110
D539,988	S *	4/2007	Crafoord et al.	D29/122

D565,800	S *	4/2008	Wang	D29/110
D584,003	S	12/2008	Juhlin	
D584,006	S	12/2008	Juhlin	
D584,007	S	12/2008	Juhlin	
D584,008	S	12/2008	Juhlin	
D585,160	S	1/2009	Juhlin	
2005/0091732	A1 *	5/2005	Howard et al.	2/424
2006/0080761	A1	4/2006	Huh	

**OTHER PUBLICATIONS**

JPO Design Division Prior Art Ref. No. HC17012831 described on p.  
36 of *Comprehensive Catalogue of Safety and Hygiene Protective  
Gears No. 46*, accepted by the Patent Office Design Department on  
Jun. 10, 2005.

JPO Design Division Prior Art Ref. No. HC17013893 described on p.  
1 of *Respirator for Soil Contamination and Hazardous Substance*,  
accepted on Jun. 24, 2005 by the Patent Office Design Department.  
JP Design Registration 1303442 (Design Application 2006-32347)  
published Jun. 11, 2007.

\* cited by examiner

*Primary Examiner*—Ruth McInroy

(74) *Attorney, Agent, or Firm*—Anna A. Wetzels

(57) **CLAIM**

The ornamental design for a protective plate for a welding  
filter in a welding helmet, as shown and described.

**DESCRIPTION**

FIG. 1 is a perspective view of a protective plate for a welding  
filter in a welding helmet showing my new design;

FIG. 2 is a front view thereof;

FIG. 3 is a rear view thereof;



FIG. 4 is a left side view thereof, the right side view being a  
mirror image;

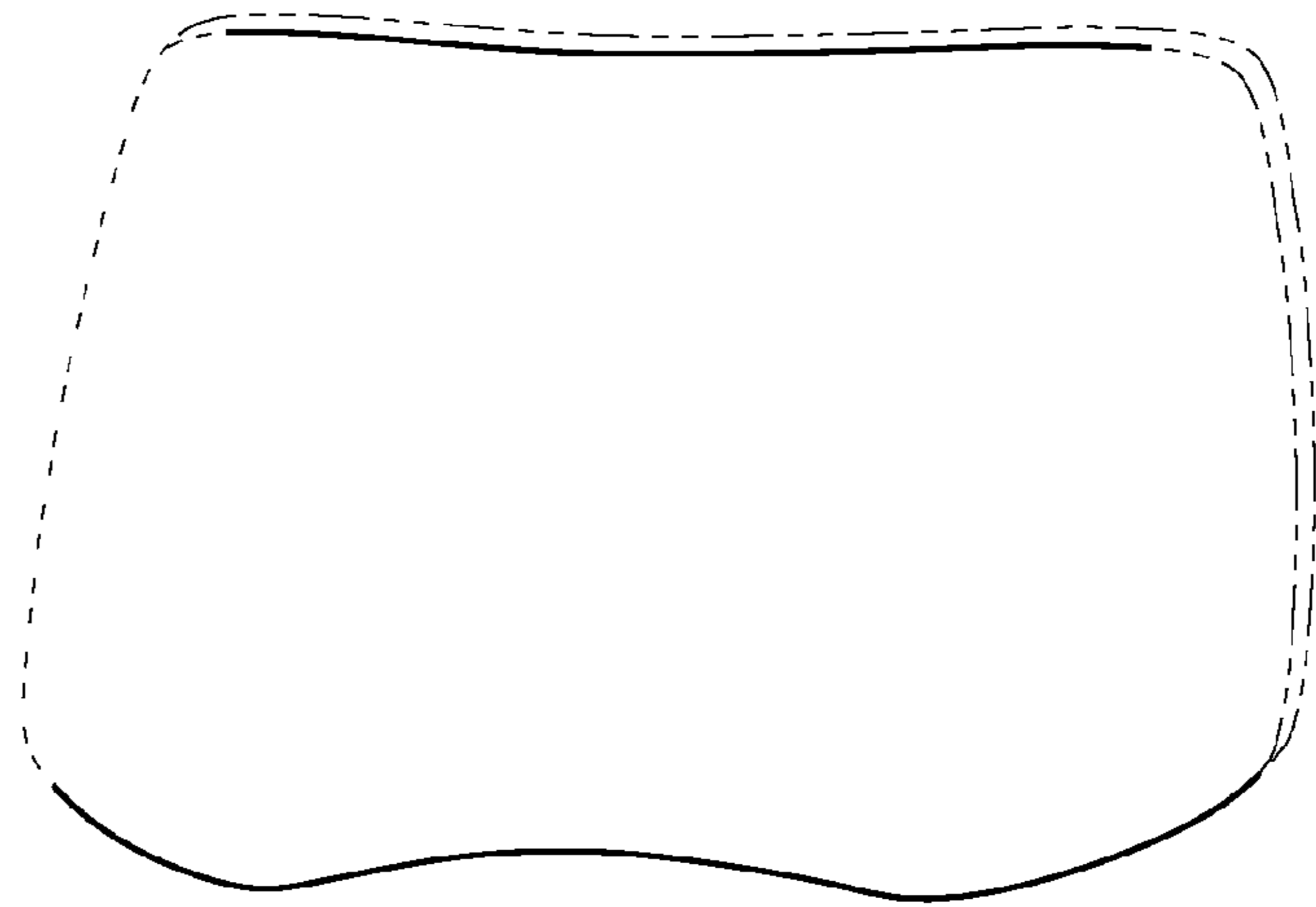
FIG. 5 is a bottom view thereof; and,

FIG. 6 is a top view thereof.


The details shown in broken lines form no part of the claimed  
design.

**1 Claim, 1 Drawing Sheet**

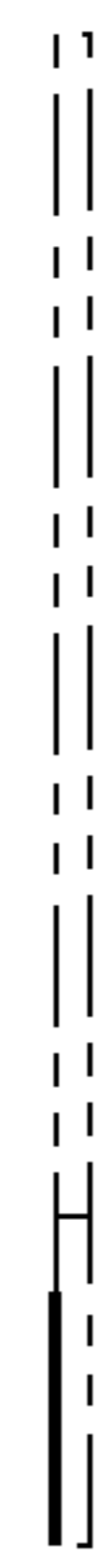





*Fig. 1*



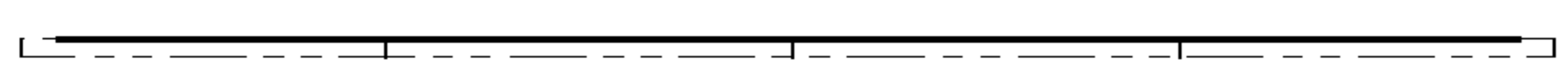
*Fig. 2*



*Fig. 3*



*Fig. 4*



*Fig. 5*



*Fig. 6*