



US00D597708S

(12) **United States Design Patent**
Basenberg, Jr. et al.

(10) **Patent No.:** **US D597,708 S**
(45) **Date of Patent:** **** Aug. 4, 2009**

(54) **POWER TOOL HARNESS**

(75) Inventors: **Mark Hunter Basenberg, Jr.**, Phoenix, AZ (US); **Benjamin Edwin Vierck**, Tempe, AZ (US)

(73) Assignee: **MTD Products Inc**, Valley City, OH (US)

(**) Term: **14 Years**

(21) Appl. No.: **29/289,171**

(22) Filed: **Jul. 10, 2007**

(51) **LOC (9) Cl.** **09-03**

(52) **U.S. Cl.** **D29/101.4**

(58) **Field of Classification Search** D29/10, D29/11, 101.1; D24/2, 10, 190, 191; 2/2, 2/44, 45; 119/96, 109, 770, 857; 128/846, 128/869, 875; 287/465, 468, 486, 487; 182/3, 182/4, 5, 6, 9, 133; 244/151 R; 297/485

See application file for complete search history.

(56) **References Cited**

U.S. PATENT DOCUMENTS

- 3,957,184 A 5/1976 Shurman
- 5,178,312 A 1/1993 Iida
- 5,813,088 A 9/1998 Wagner et al.
- 6,047,668 A 4/2000 Yamamoto et al.
- 6,305,048 B1 10/2001 Salisian
- 6,575,695 B1 6/2003 Miyamoto
- D503,276 S * 3/2005 Racov et al. D3/228
- D517,246 S * 3/2006 Henson D29/101.4

- D523,588 S * 6/2006 Henson D29/101.4
- 7,055,213 B2 6/2006 Iida et al.
- D556,383 S * 11/2007 Petzl D29/101.1
- D560,313 S * 1/2008 Frank D29/101.1
- 2004/0216262 A1 11/2004 Taomo et al.

FOREIGN PATENT DOCUMENTS

- DE 19920346 A1 11/2000
- EP 1577602 A2 9/2005
- GB 1008015 10/1965
- WO WO2004084672 A1 10/2004

* cited by examiner

Primary Examiner—Robert M Spear

Assistant Examiner—Barbara B Lohr

(74) *Attorney, Agent, or Firm*—Wegman, Hessler & Vanderburg

(57) **CLAIM**

The ornamental design for a power tool harness, as shown and described.

DESCRIPTION

FIG. 1 is a perspective view of a power tool harness, showing our new design;

FIG. 2 is a front top view thereof; and

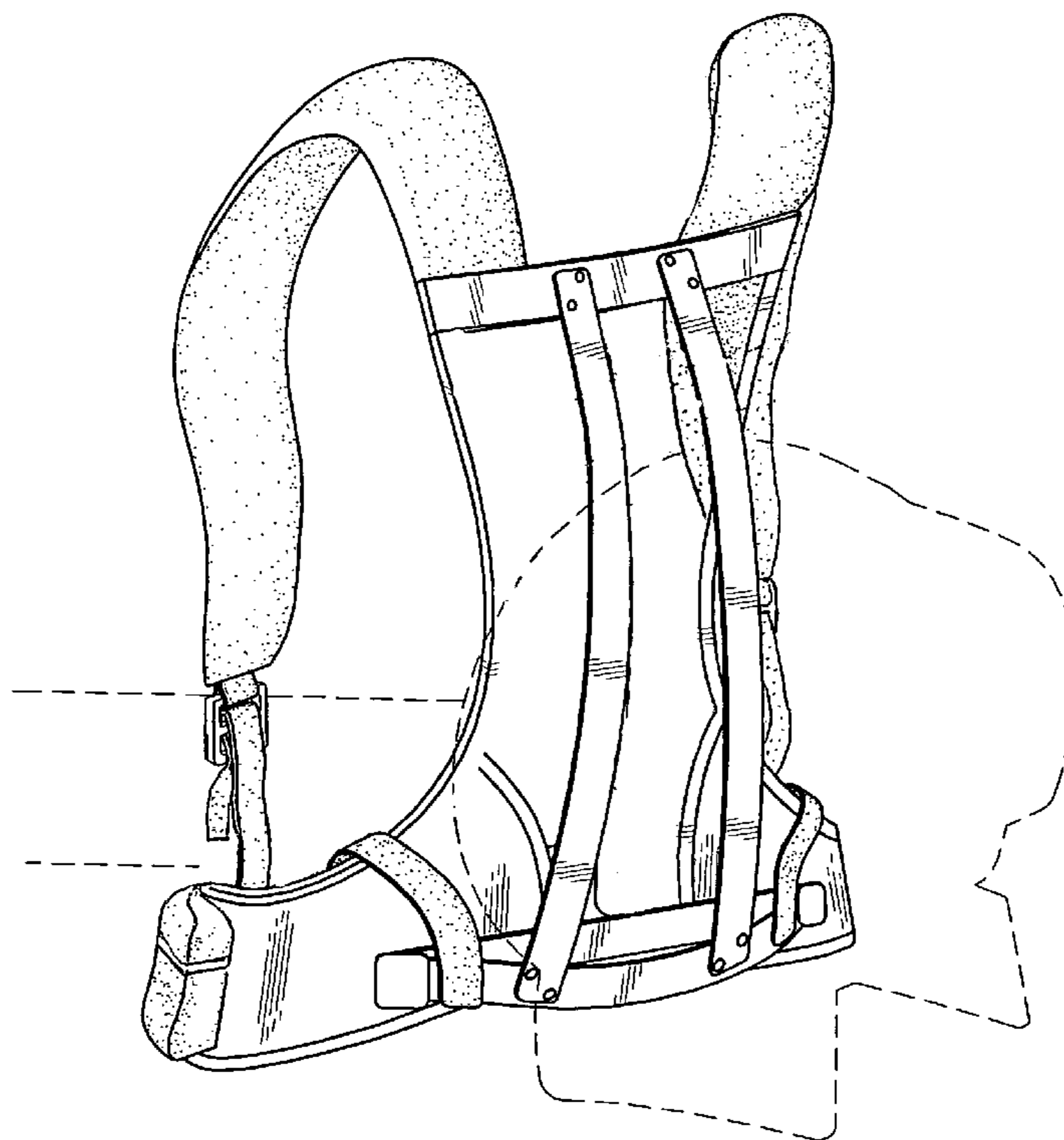
FIG. 3 is a rear view thereof.

FIG. 4 is a side view thereof; and,

FIG. 5 is a top view thereof.

The broken lines in the drawing depict environmental subject matter and form no part of the claimed design.

1 Claim, 5 Drawing Sheets



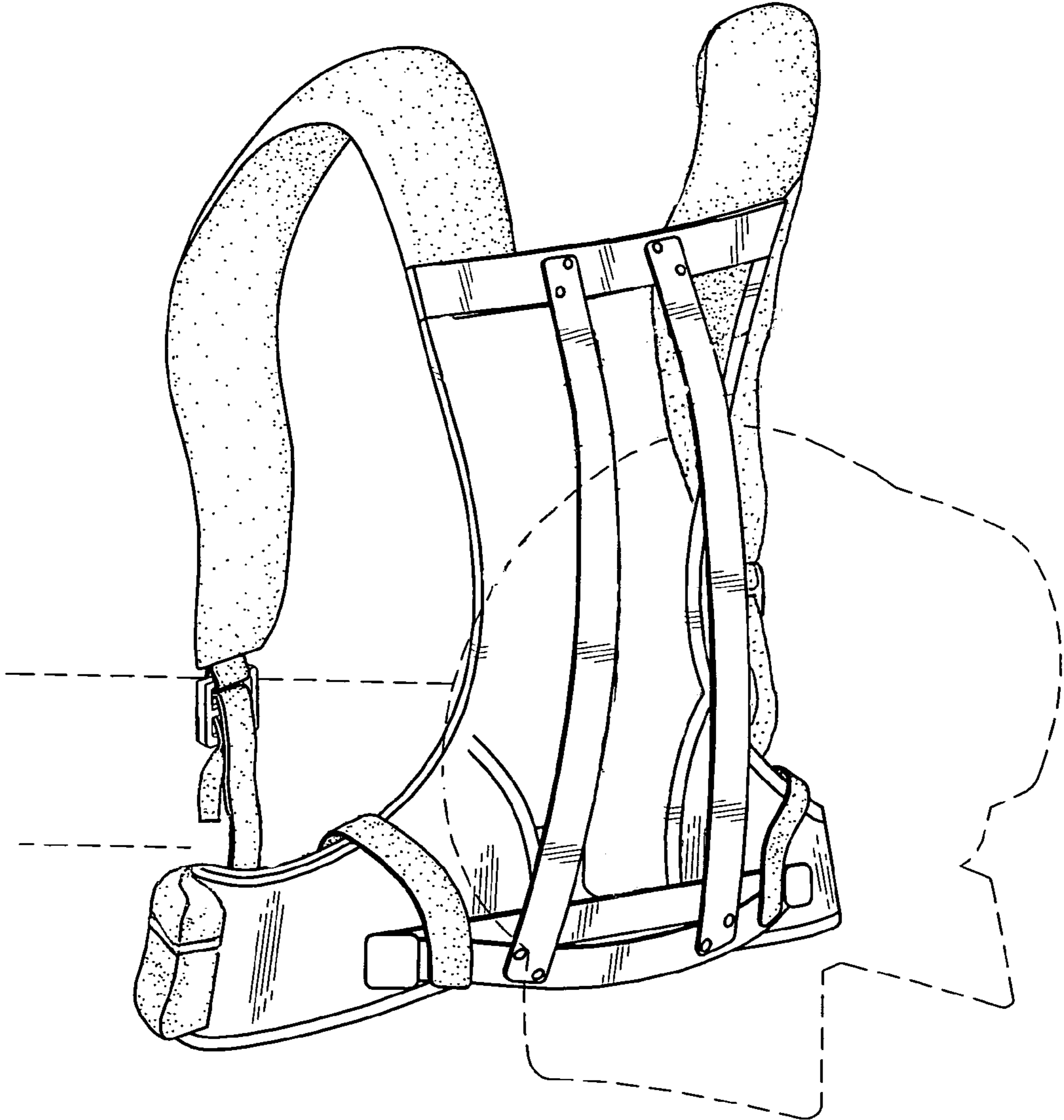


FIG.-1

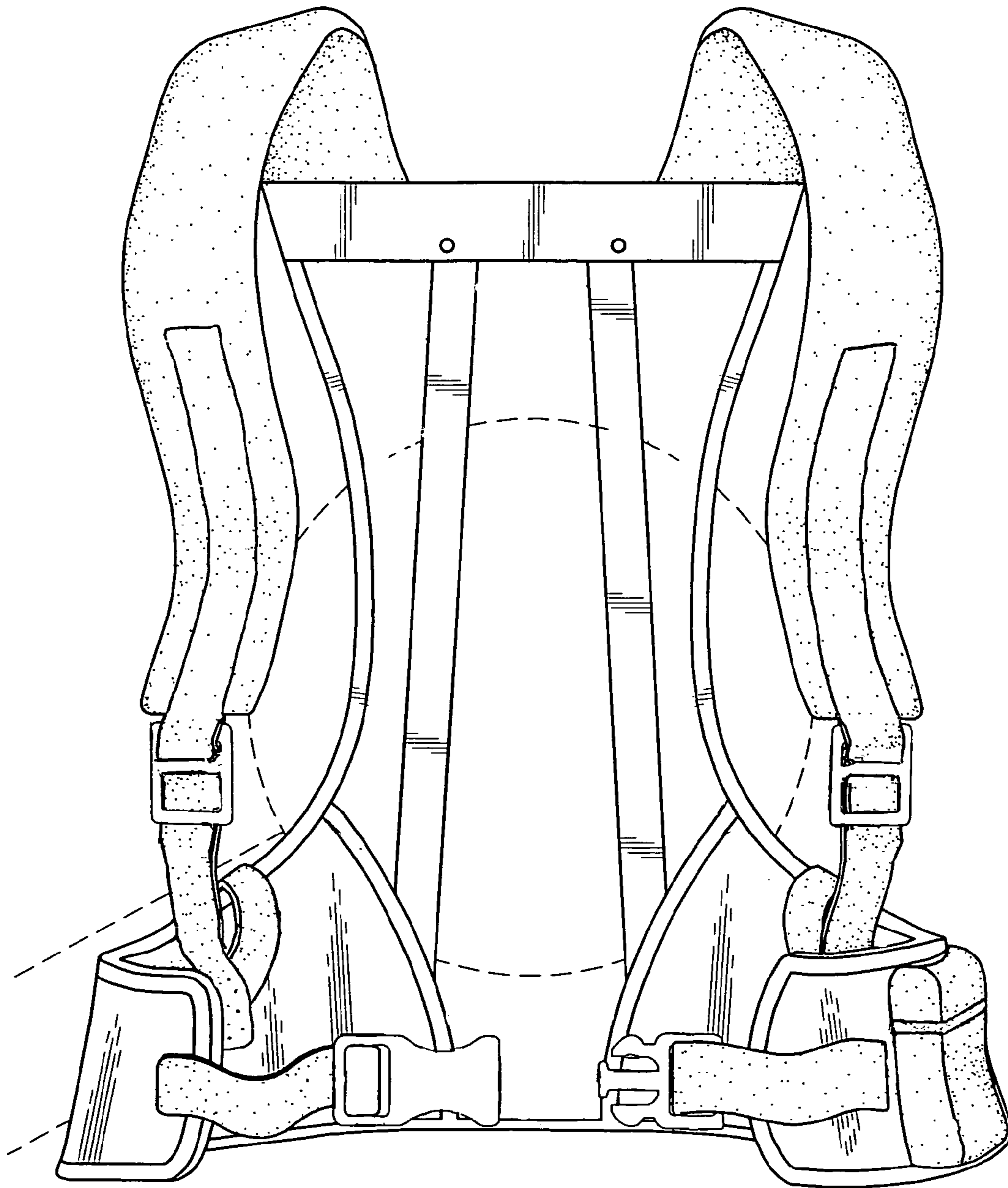


FIG.-2

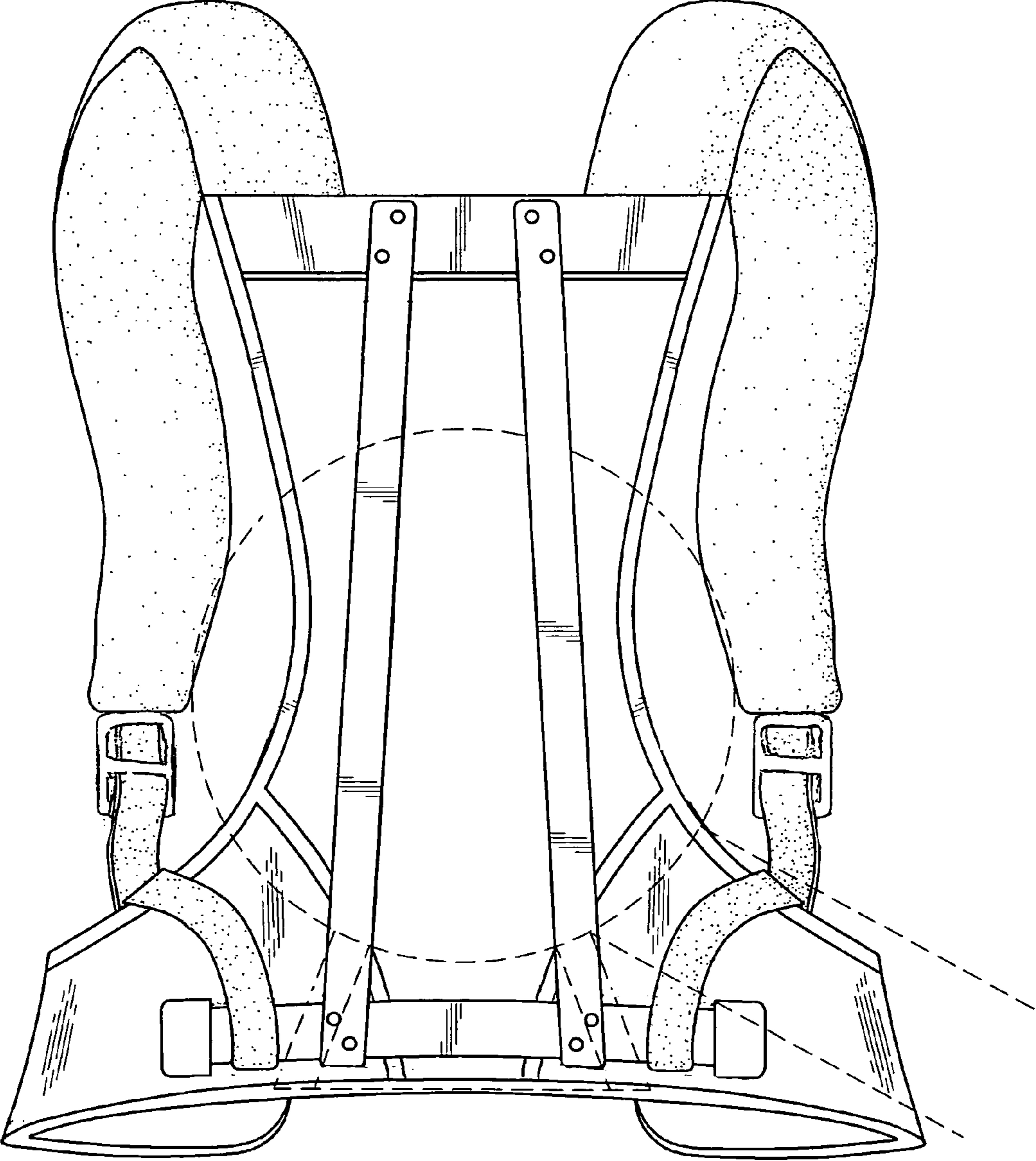


FIG.-3

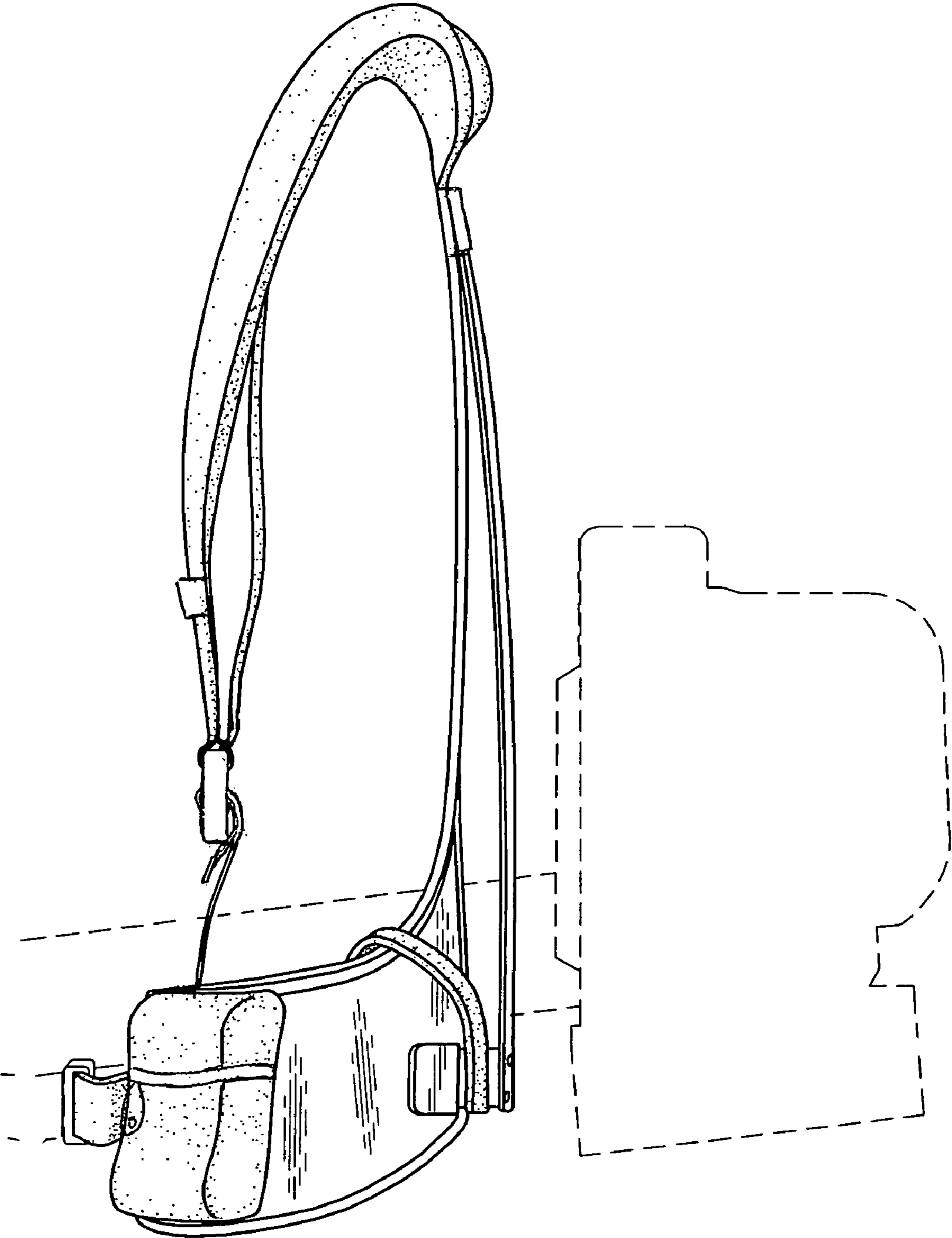


FIG.-4

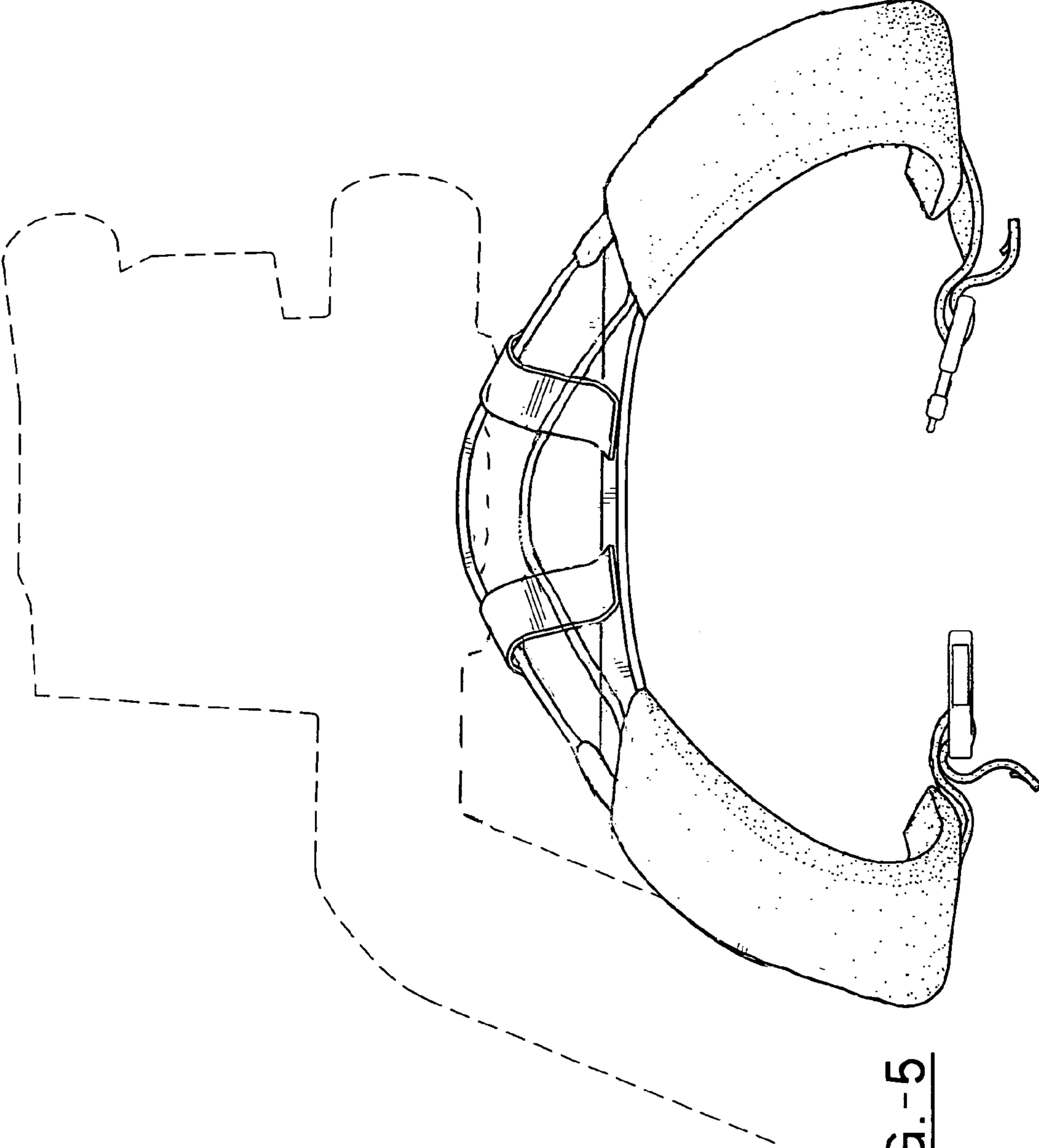


FIG. -5