



US00D597707S

(12) **United States Design Patent**  
**Lee**

(10) **Patent No.:** **US D597,707 S**  
(45) **Date of Patent:** **\*\* Aug. 4, 2009**

- (54) **NAIL FILE HAVING A HANDLE**
- (75) Inventor: **Seung Kook Lee**, Seoul (KR)
- (73) Assignee: **Max Mate Limited**, Seoul (KR)
- (\*\*) Term: **14 Years**
- (21) Appl. No.: **29/305,051**
- (22) Filed: **Mar. 12, 2008**
- (30) **Foreign Application Priority Data**  
Sep. 12, 2007 (KR) ..... 30-2007-0039072
- (51) **LOC (9) Cl.** ..... **28-03**
- (52) **U.S. Cl.** ..... **D28/59**
- (58) **Field of Classification Search** ..... 132/73-76.5;  
D28/56-62  
See application file for complete search history.

- (56) **References Cited**  
**U.S. PATENT DOCUMENTS**  
D331,643 S \* 12/1992 Lunderman et al. .... D28/59  
D350,218 S \* 8/1994 Thomas ..... D28/59  
D394,129 S \* 5/1998 Litton ..... D28/59  
D445,959 S \* 7/2001 Ricci ..... D28/59

- D530,453 S \* 10/2006 Thomas ..... D28/59
- D544,149 S \* 6/2007 Park ..... D28/59
- D561,395 S 2/2008 Lee
- D561,397 S 2/2008 Lee
- D582,606 S \* 12/2008 Lee ..... D28/59

\* cited by examiner  
*Primary Examiner*—Jennifer Rivard  
(74) *Attorney, Agent, or Firm*—IPLA P.A.; James E. Bame

(57) **CLAIM**

The ornamental design for a nail file having a handle, as shown and described.

**DESCRIPTION**

FIG. 1 is a perspective view of a nail file having a handle showing my new design;  
FIG. 2 is a front elevational view thereof;  
FIG. 3 is a top plan view thereof;  
FIG. 4 is a bottom plan view thereof;  
FIG. 5 is a side elevational view, the opposite side being a mirror image; and,  
FIG. 6 is a rear elevational view thereof.

**1 Claim, 3 Drawing Sheets**

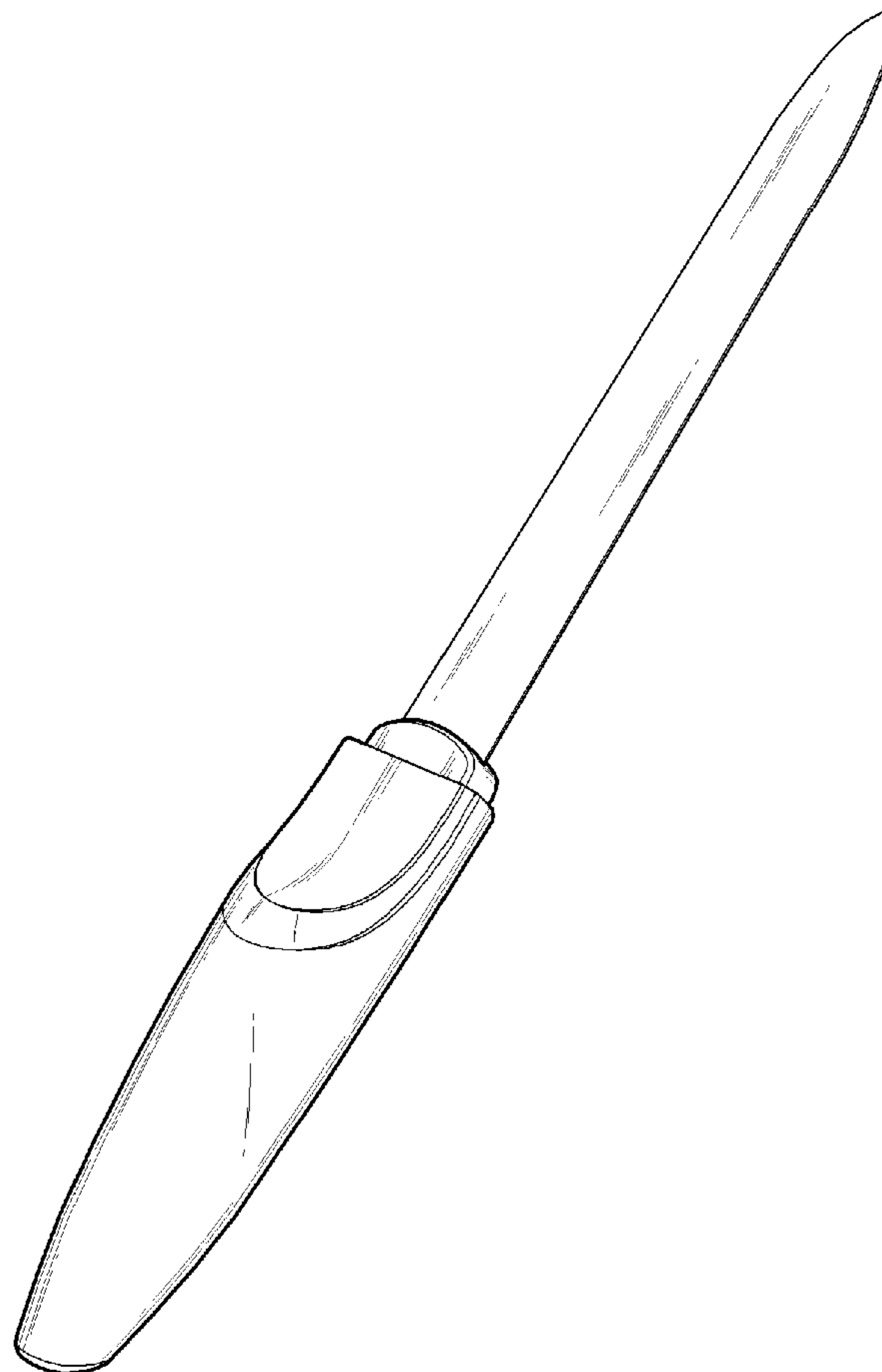


FIG. 1

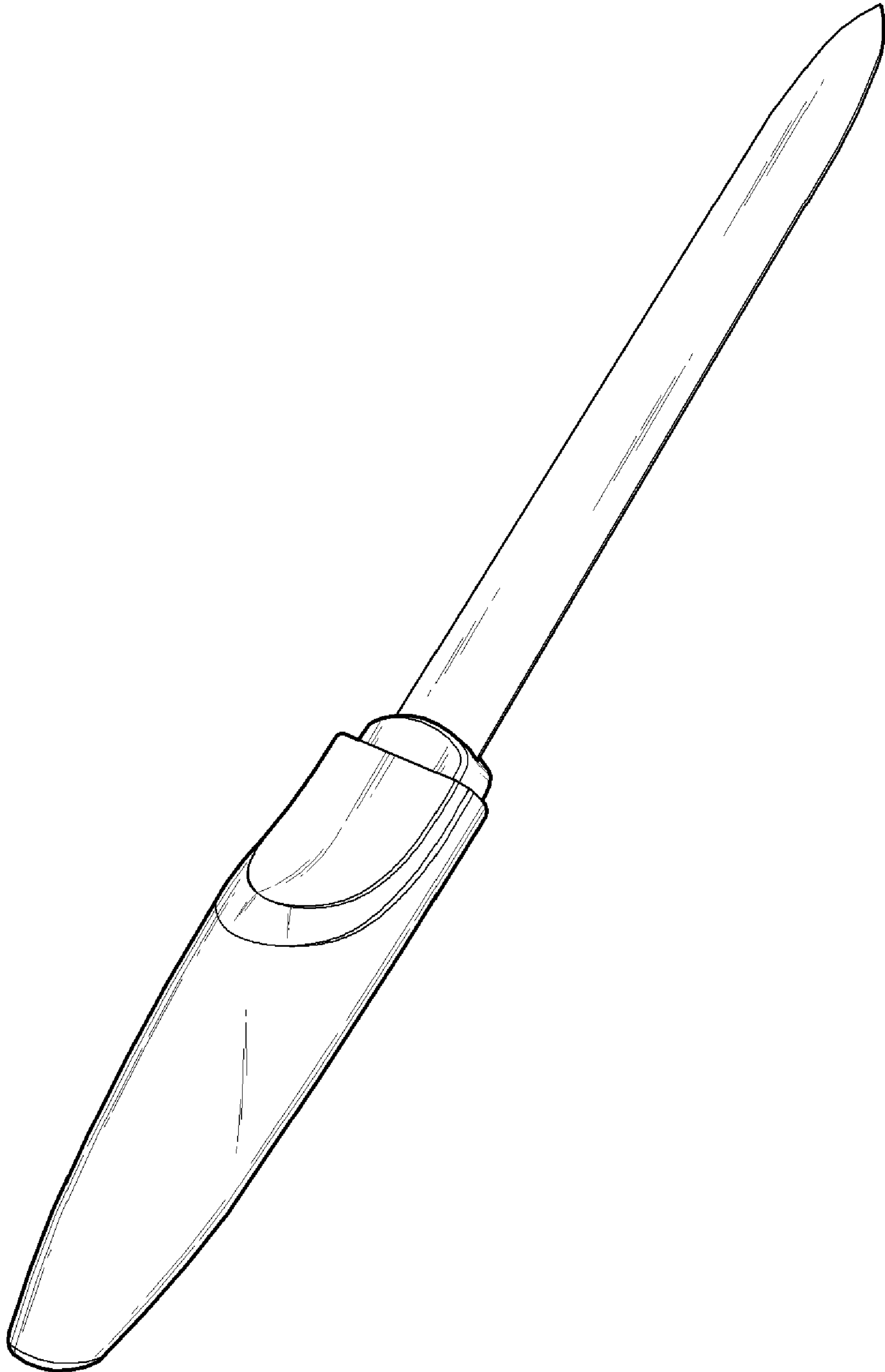


FIG. 2

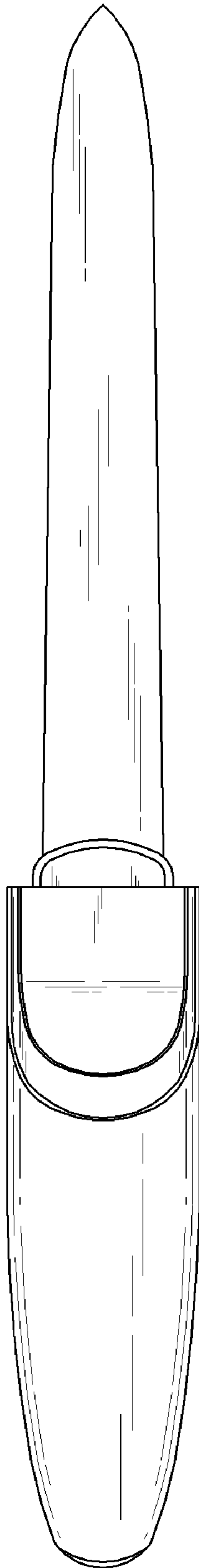


FIG. 3

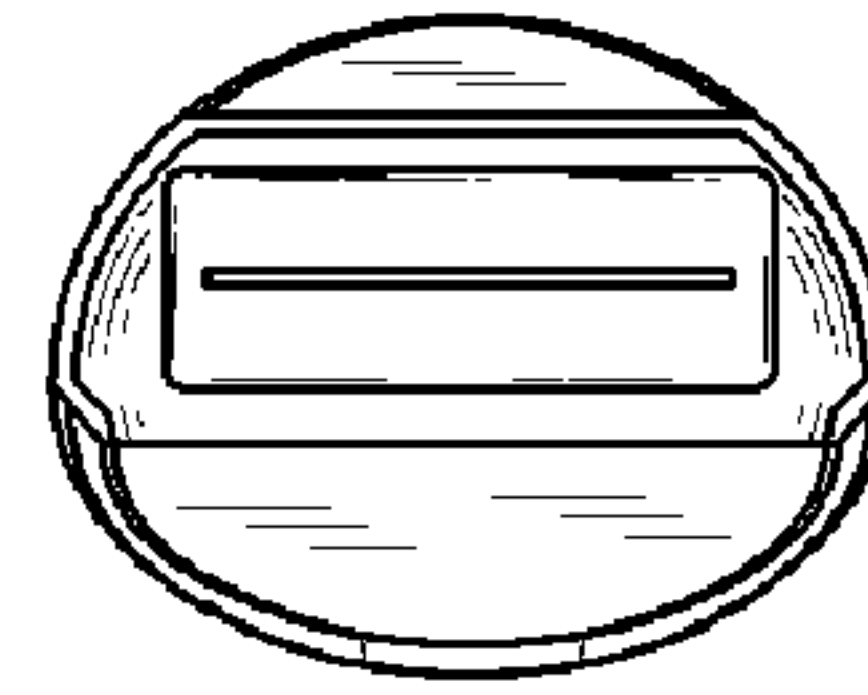


FIG. 4

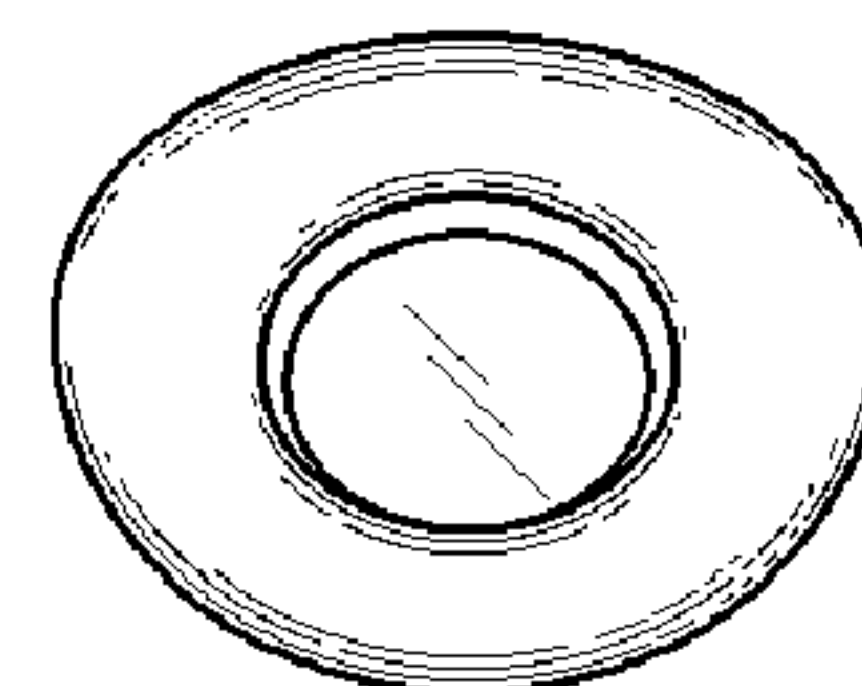


FIG. 5

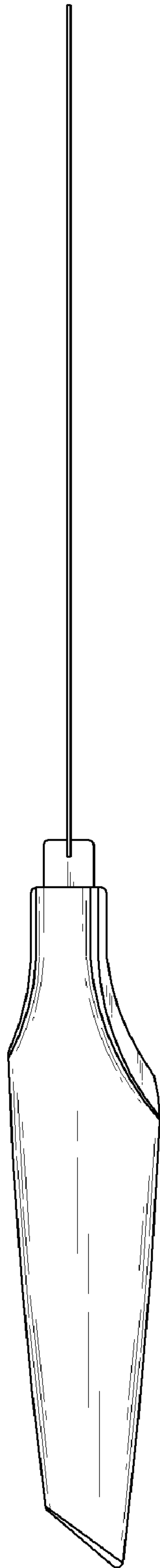


FIG. 6

