



US00D597692S

(12) **United States Design Patent**
Jiang

(10) **Patent No.:** **US D597,692 S**

(45) **Date of Patent:** **** Aug. 4, 2009**

(54) **HAND LIGHT**

(75) Inventor: **Zheng Jiang**, Shanghai (CN)

(73) Assignee: **American Electric Cord, Inc.**, Shanghai (CN)

(**) Term: **14 Years**

(21) Appl. No.: **29/319,819**

(22) Filed: **Jun. 16, 2008**

(51) **LOC (9) Cl.** **26-06**

(52) **U.S. Cl.** **D26/42**

(58) **Field of Classification Search** D26/37-50;
362/157, 158, 171-174, 183-208

See application file for complete search history.

(56) **References Cited**

U.S. PATENT DOCUMENTS

D367,123 S	2/1996	Blye	
D409,776 S	5/1999	Ghode et al.	
D421,661 S	3/2000	Blye	
D501,687 S *	2/2005	Kovacik et al. D26/42
D501,688 S *	2/2005	Kovacik et al. D26/42
D504,968 S	5/2005	Bayat et al.	
D505,217 S *	5/2005	Bayat et al. D26/42
D519,659 S	4/2006	Yuen	
D523,577 S	6/2006	Bayat et al.	
D526,077 S	8/2006	Leen	
D527,478 S	8/2006	Kovacik et al.	

D530,843 S *	10/2006	Yamamoto D26/42
D538,456 S	3/2007	Trigiani et al.	
D538,457 S *	3/2007	Kovacik et al. D26/42
D543,301 S	5/2007	Chen	
D548,382 S	8/2007	Akerberg	
D567,977 S *	4/2008	Jianwei D26/42

* cited by examiner

Primary Examiner—Marcus A. Jackson

(74) *Attorney, Agent, or Firm*—Stephen M. Nipper; Dykas, Shaver & Nipper, LLP

(57) **CLAIM**

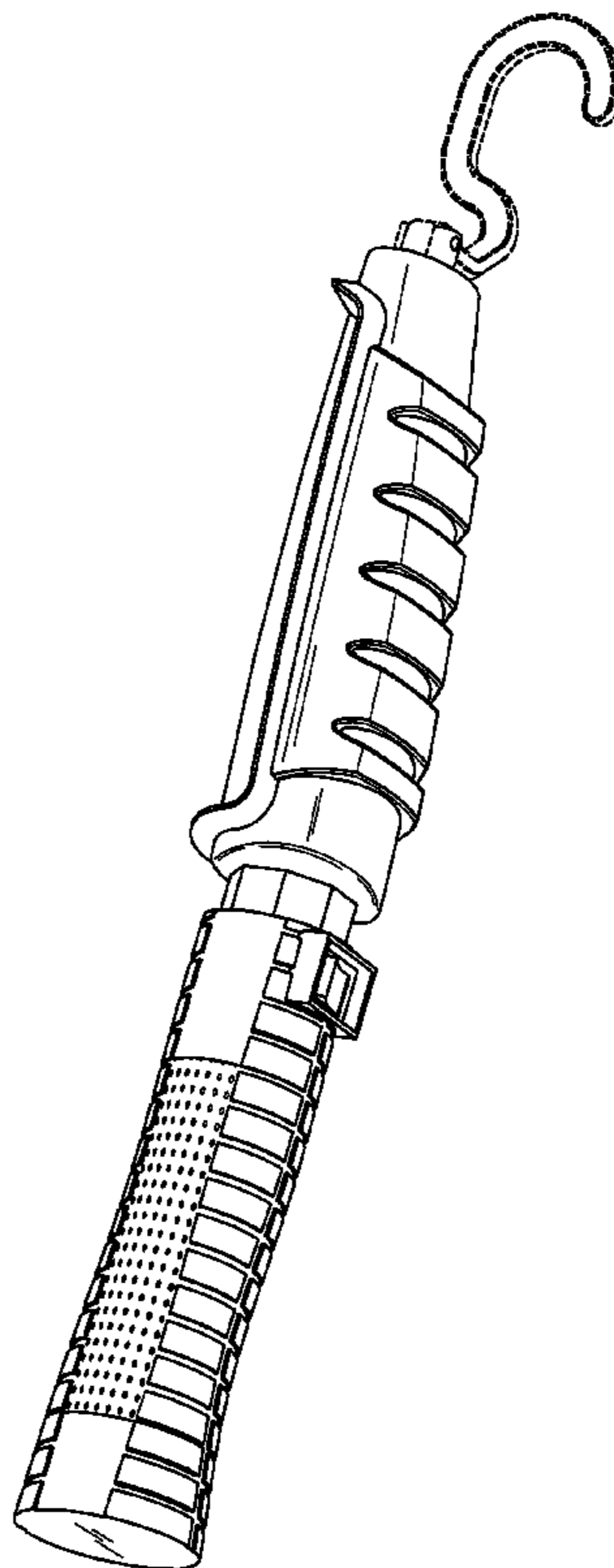
I claim. the ornamental design for a hand light, as shown and described.

DESCRIPTION

FIG. 1 is a perspective representational view of the hand light;
FIG. 2 is a first end view of the hand light;
FIG. 3 is a first side view of the hand light;
FIG. 4 is a second end view of the hand light;
FIG. 5 is a second side view of the hand light;
FIG. 6 is a top plan view, of the hand light; and,
FIG. 7 is a bottom plan view of the hand light.

Any broken lines within this Figure showing the environment is for illustrative purposes only and forms no part of the claimed design.

1 Claim, 2 Drawing Sheets



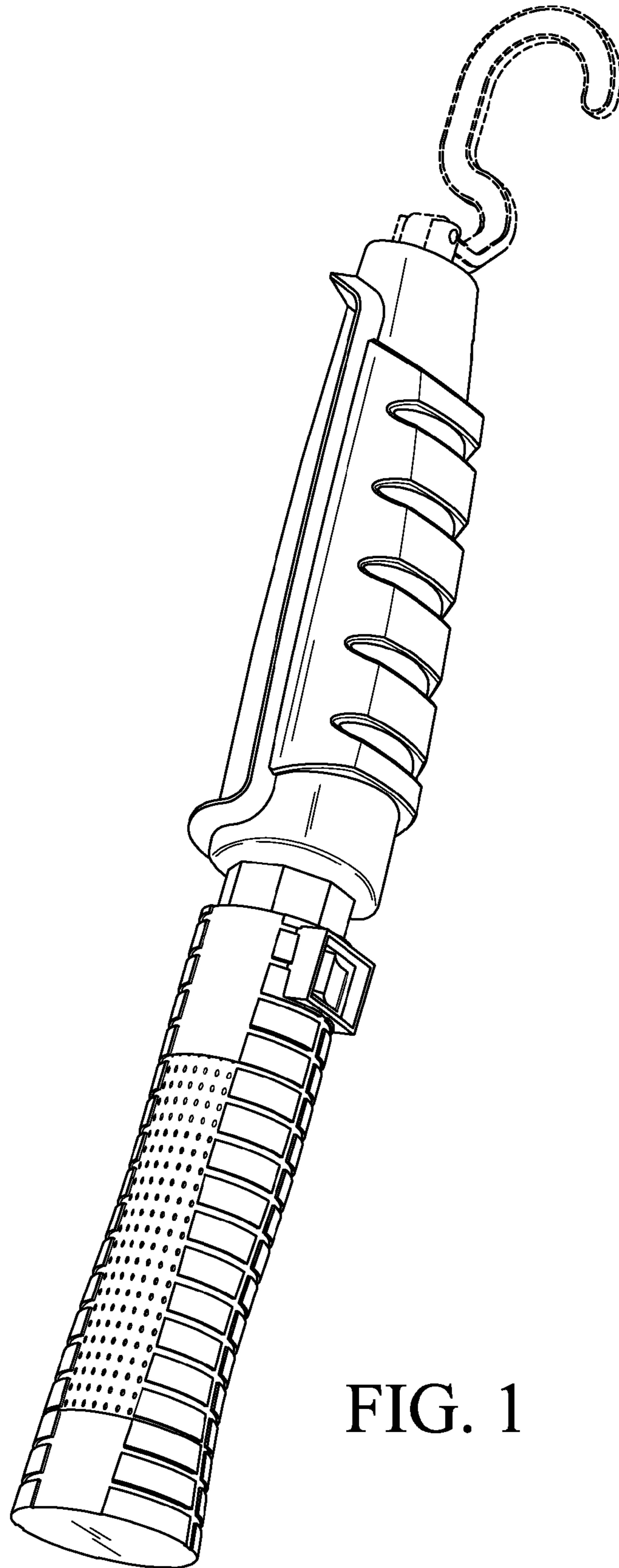


FIG. 1

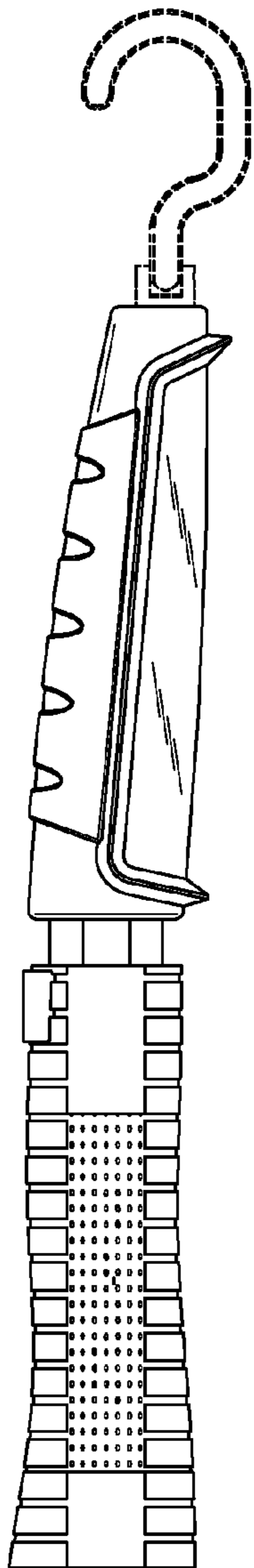


FIG. 2




FIG. 3

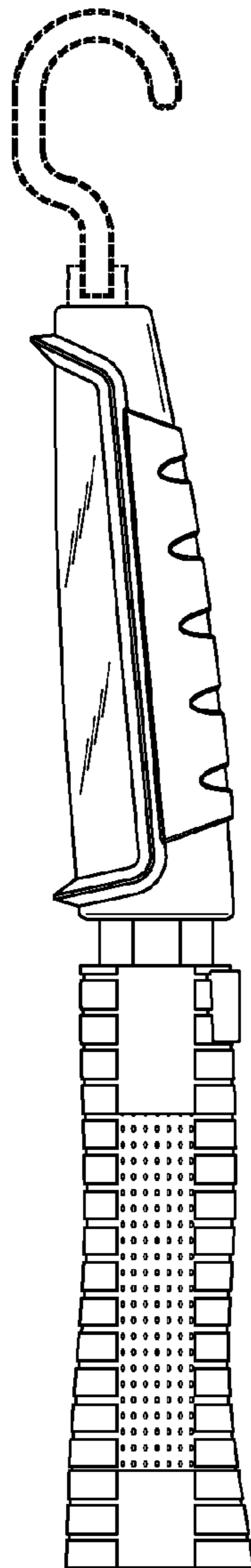


FIG. 4

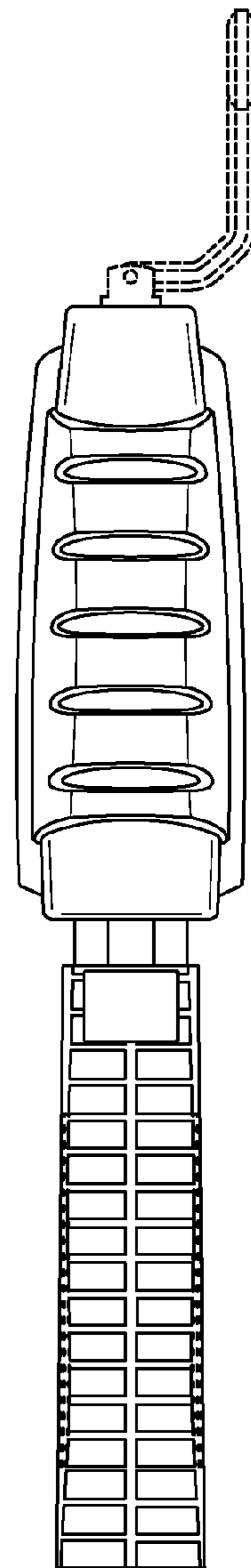


FIG. 5

