

US00D597681S

(12) **United States Design Patent**
Amato

(10) **Patent No.:** **US D597,681 S**

(45) **Date of Patent:** **** Aug. 4, 2009**

(54) **DOOR**

(75) Inventor: **Andrea Amato**, Comoziano (IT)

(73) Assignee: **Amato S.r.l.**, Comoziano (IT)

(**) Term: **14 Years**

(21) Appl. No.: **29/297,952**

(22) Filed: **Nov. 23, 2007**

(30) **Foreign Application Priority Data**

May 25, 2007	(EM)	000730072-0001
May 25, 2007	(EM)	000730072-0002
May 25, 2007	(EM)	000730072-0003
May 25, 2007	(EM)	000730072-0004
May 25, 2007	(EM)	000730072-0005
May 25, 2007	(EM)	000730072-0006
May 25, 2007	(EM)	000730072-0007

(51) **LOC (9) Cl.** **25-02**

(52) **U.S. Cl.** **D25/48**

(58) **Field of Classification Search** 49/501-504;
428/45; 52/455, 630, 783.1, 783.12, 784.1,
52/782.1, 762, 764, 474; D25/48
See application file for complete search history.

(56) **References Cited**

U.S. PATENT DOCUMENTS

430,482 A *	6/1890	Lohse	52/455
443,541 A *	12/1890	Richardson	52/784.12
660,223 A *	10/1900	Rapp	52/784.12

D583,069 S * 12/2008 Lynch et al. D25/48

* cited by examiner

Primary Examiner—Doris Clark

(74) *Attorney, Agent, or Firm*—Pearl Cohen Zedek Latzer LLP

(57) **CLAIM**

The ornamental design for a door, as shown and described.

DESCRIPTION

FIG. 1 is a front elevational view of a first embodiment of the door;

FIG. 2 is a rear elevational view thereof;

FIG. 3 is a right side elevational view thereof;

FIG. 4 is a left side elevational view thereof;

FIG. 5 is a top plan view thereof;

FIG. 6 is a bottom plan view thereof; and

FIG. 7 is a top, right, front perspective view thereof.

FIG. 8 is a front elevational view of a second embodiment of the door;

FIG. 9 is a rear elevational view thereof;

FIG. 10 is a right side elevational view thereof;

FIG. 11 is a left side elevational view thereof;

FIG. 12 is a top plan view thereof;

FIG. 13 is a bottom plan view thereof; and

FIG. 14 is a top, right, front perspective view thereof.

1 Claim, 2 Drawing Sheets

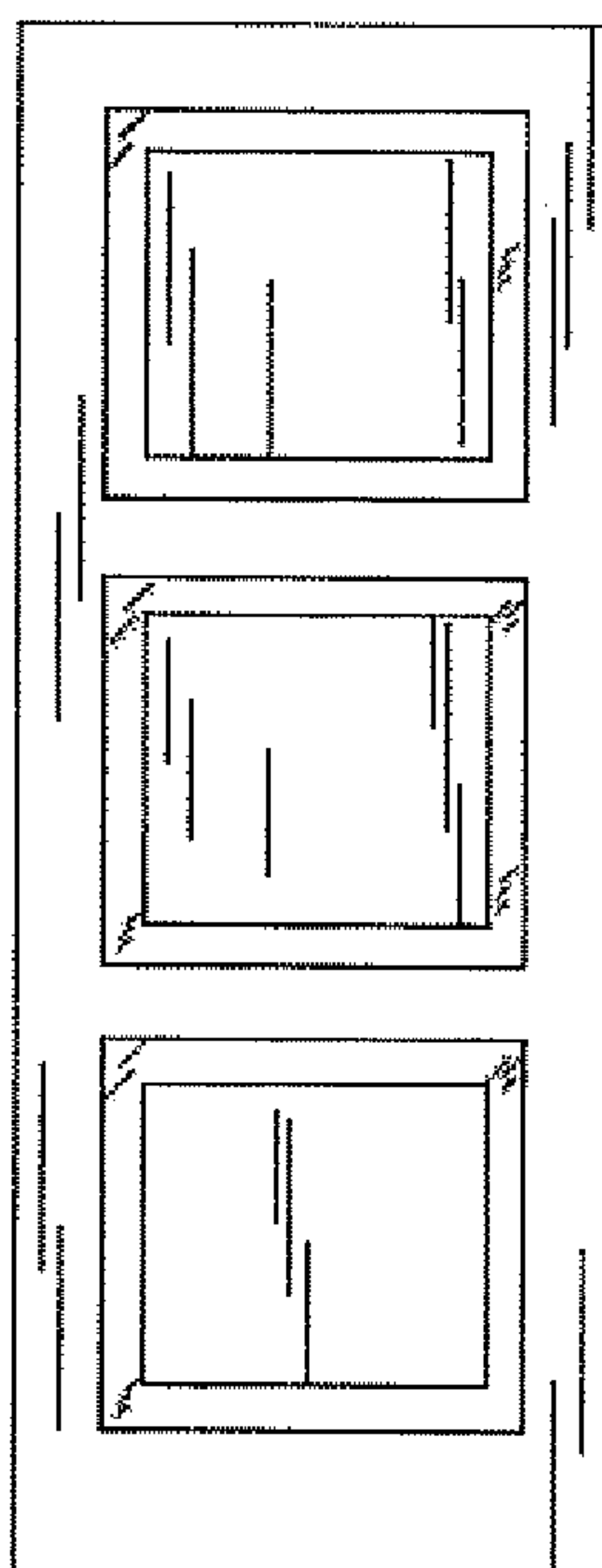




FIG. 5




FIG. 2



FIG. 4

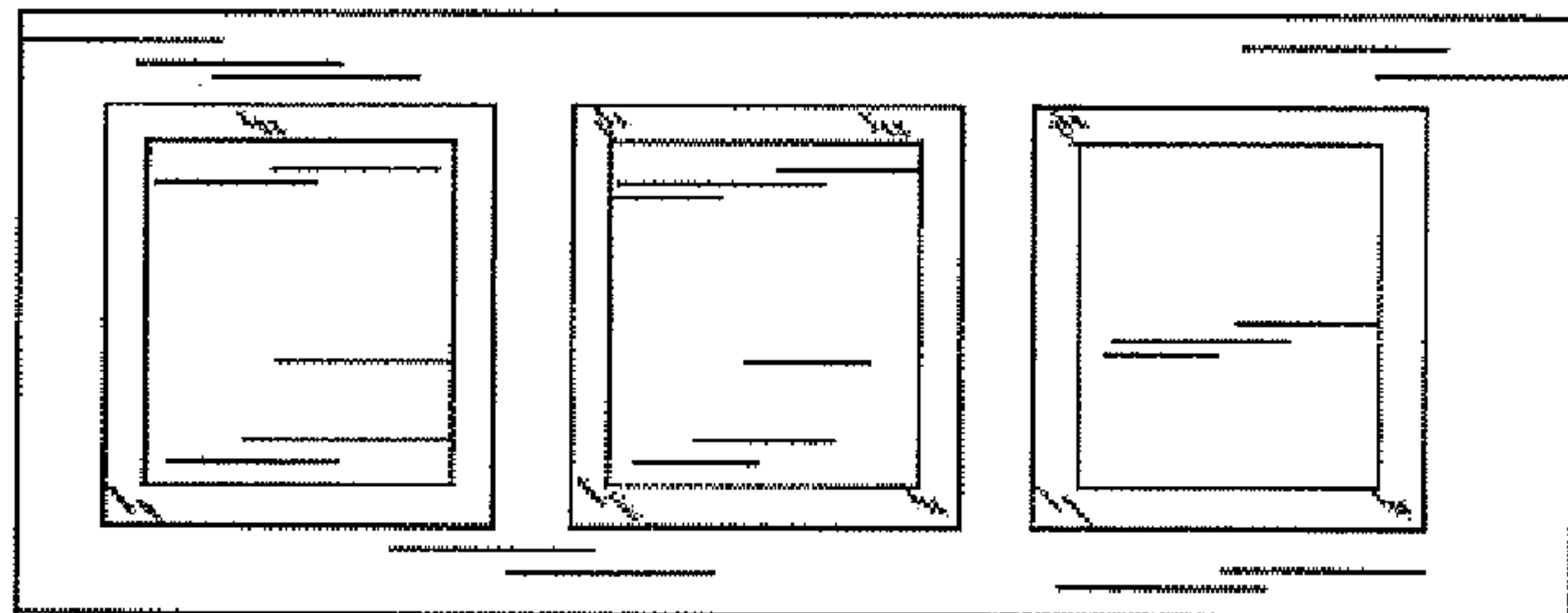


FIG. 1



FIG. 6

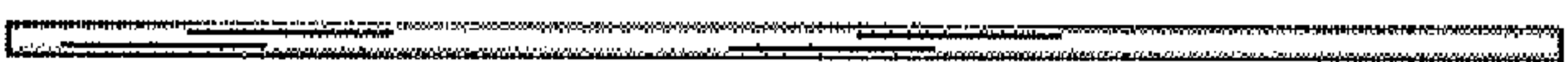


FIG. 3




FIG. 7

FIG. 12

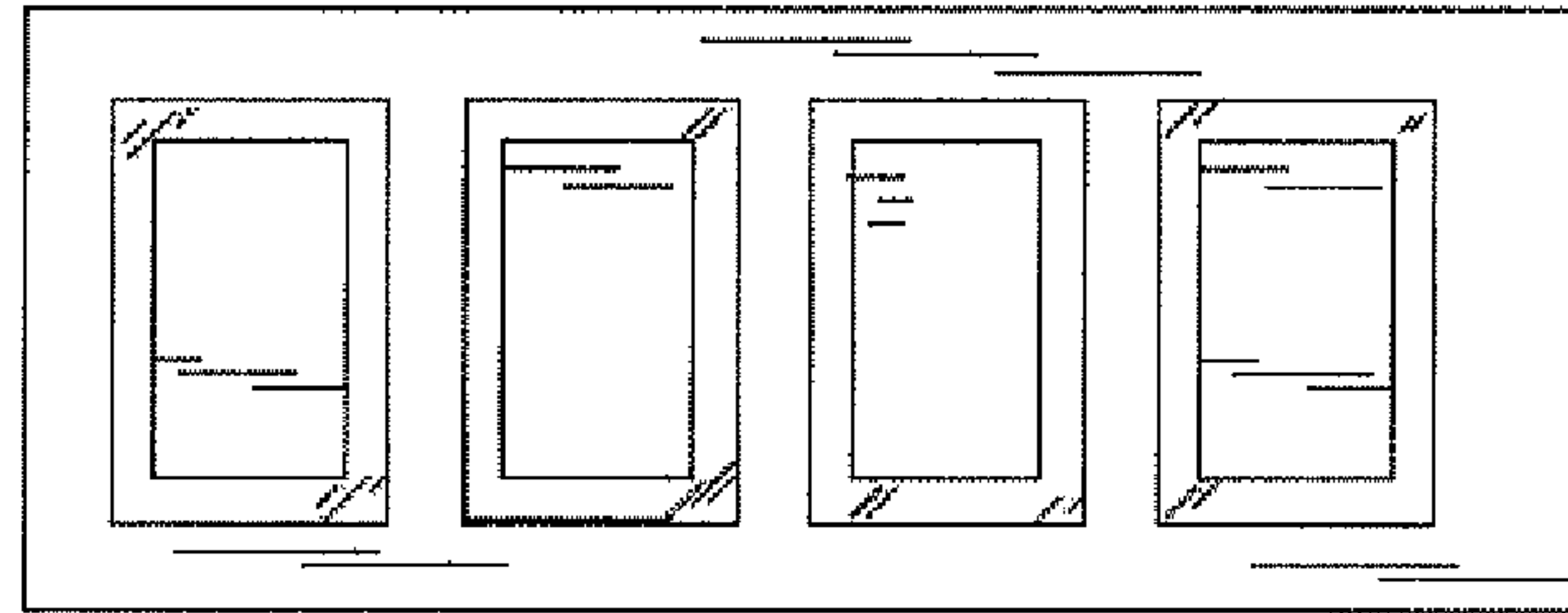


FIG. 9




FIG. 11

FIG. 12

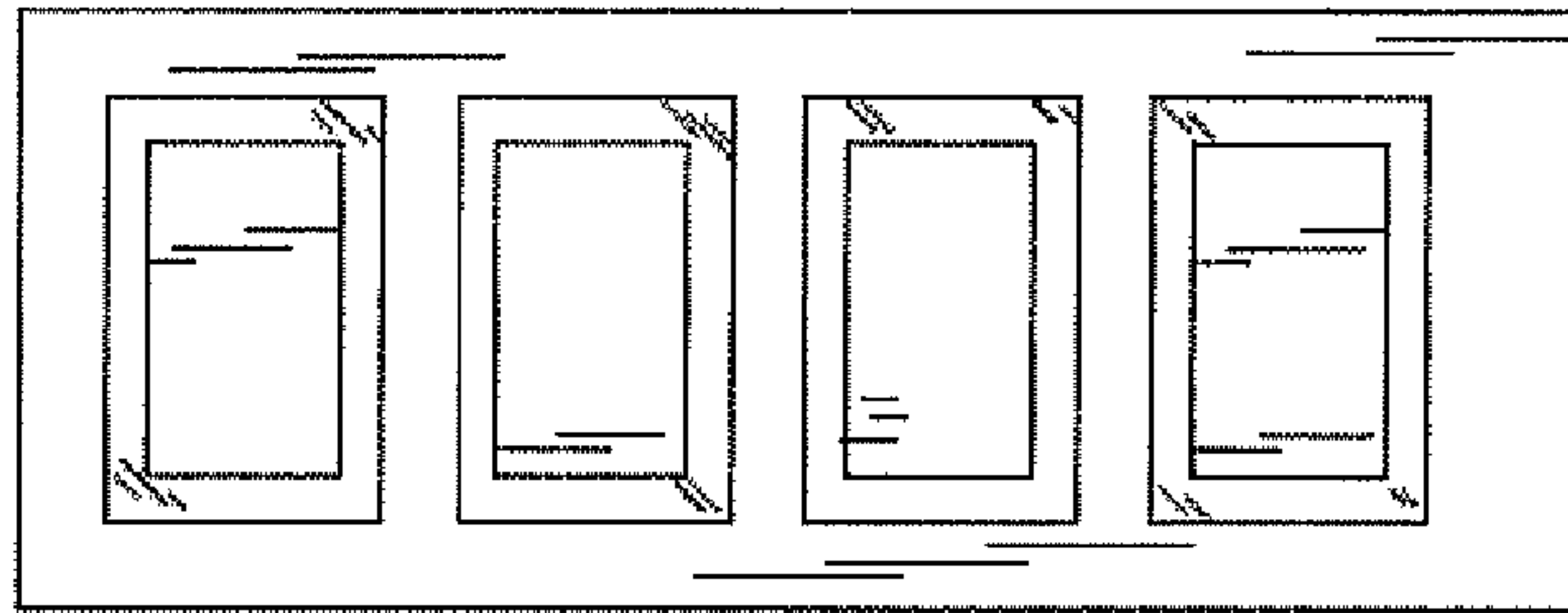


FIG. 8

FIG. 13




FIG. 10

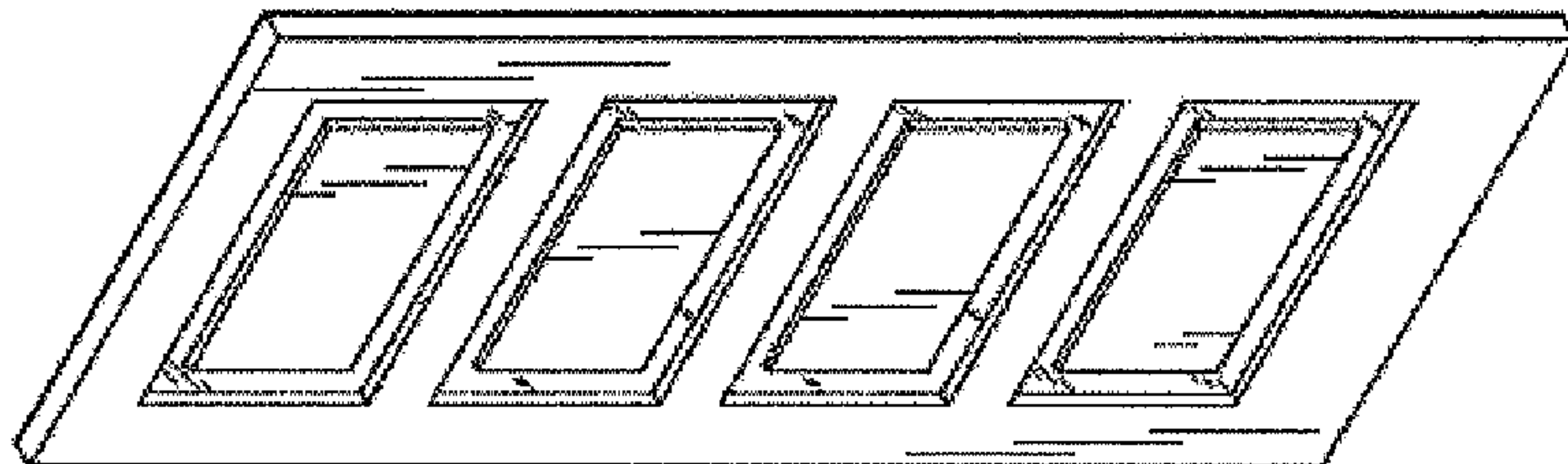


FIG. 14