

US00D597678S

(12) **United States Design Patent**  
**Wagner**

(10) **Patent No.:** **US D597,678 S**

(45) **Date of Patent:** **\*\* Aug. 4, 2009**

(54) **BREAST WARMER**

(75) Inventor: **Angela H. Wagner**, Austin, TX (US)

(73) Assignee: **Baby Goga, LLC**, Austin, TX (US)

(\*\*) Term: **14 Years**

(21) Appl. No.: **29/323,873**

(22) Filed: **Sep. 2, 2008**

(51) **LOC (9) Cl.** ..... **24-04**

(52) **U.S. Cl.** ..... **D24/206**

(58) **Field of Classification Search** ..... D2/700,  
D2/706, 823, 828, 840, 860, 861; 2/49.1,  
2/463, 73, 267, 49.2, 106; 450/57, 32, 37,  
450/38, 89, 58; D24/188, 189, 200, 206,  
D24/207; 607/108, 96; 602/14; 128/890;  
604/385.07, 385.01, 291; 219/211

See application file for complete search history.

(56) **References Cited**

**U.S. PATENT DOCUMENTS**

5,235,974	A *	8/1993	Miller	.....	607/108
5,304,215	A *	4/1994	MacWhinnie et al.	.....	607/108
5,509,141	A *	4/1996	Saltzman	.....	2/49.2
5,679,052	A *	10/1997	Rucki	.....	450/57
5,776,177	A *	7/1998	MacWhinnie et al.	.....	607/108
5,839,942	A *	11/1998	Miller	.....	450/58

D406,350	S *	3/1999	Cutler	.....	D24/206
6,241,715	B1 *	6/2001	Houser et al.	.....	604/385.07
6,261,313	B1 *	7/2001	MacWhinnie et al.	.....	607/108
6,464,717	B1 *	10/2002	Smith et al.	.....	607/108
6,891,078	B1 *	5/2005	Dillard	.....	602/53
7,309,275	B1 *	12/2007	Morales	.....	450/38
7,415,734	B2 *	8/2008	Donnelly	.....	2/106

\* cited by examiner

*Primary Examiner*—Ian Simmons

*Assistant Examiner*—Anna J Burmeister

(74) *Attorney, Agent, or Firm*—Meyertons, Hood, Kivlin,  
Kowert & Goetzel, P.C.; Eric B. Meyertons

(57) **CLAIM**

The ornamental design for a breast warmer, as shown and described.

**DESCRIPTION**

FIG. 1 is a front view of the breast warmer. The back view is a mirror image of the front view.

FIG. 2 is a top view of the breast warmer.

FIG. 3 is a bottom view of the breast warmer; and,

FIG. 4 is a right end view of the breast warmer. The left end view of the breast warmer is identical to the right end view.

The broken lines in FIG. 1 form no part of the claimed design.

**1 Claim, 1 Drawing Sheet**

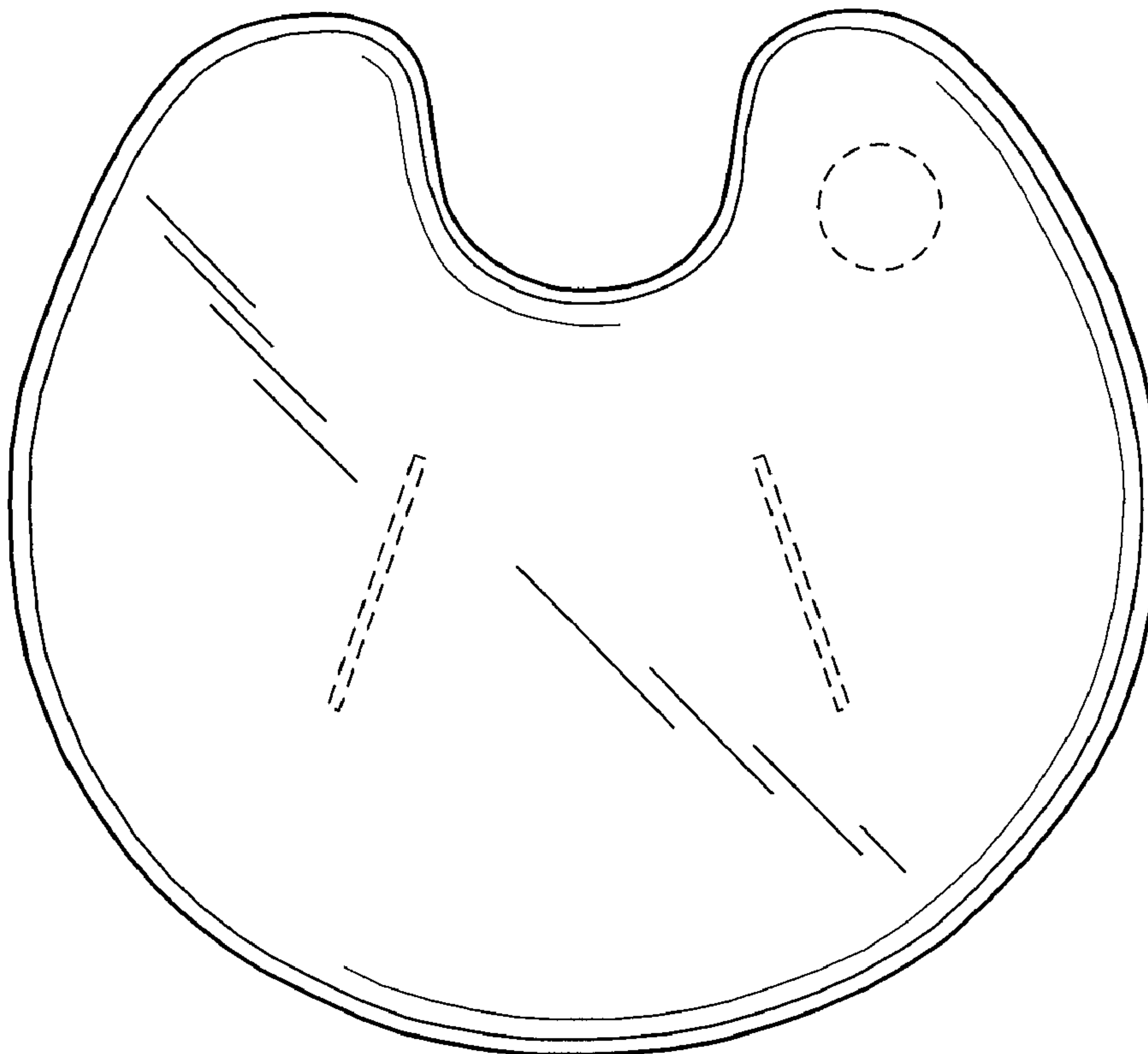




FIG. 2

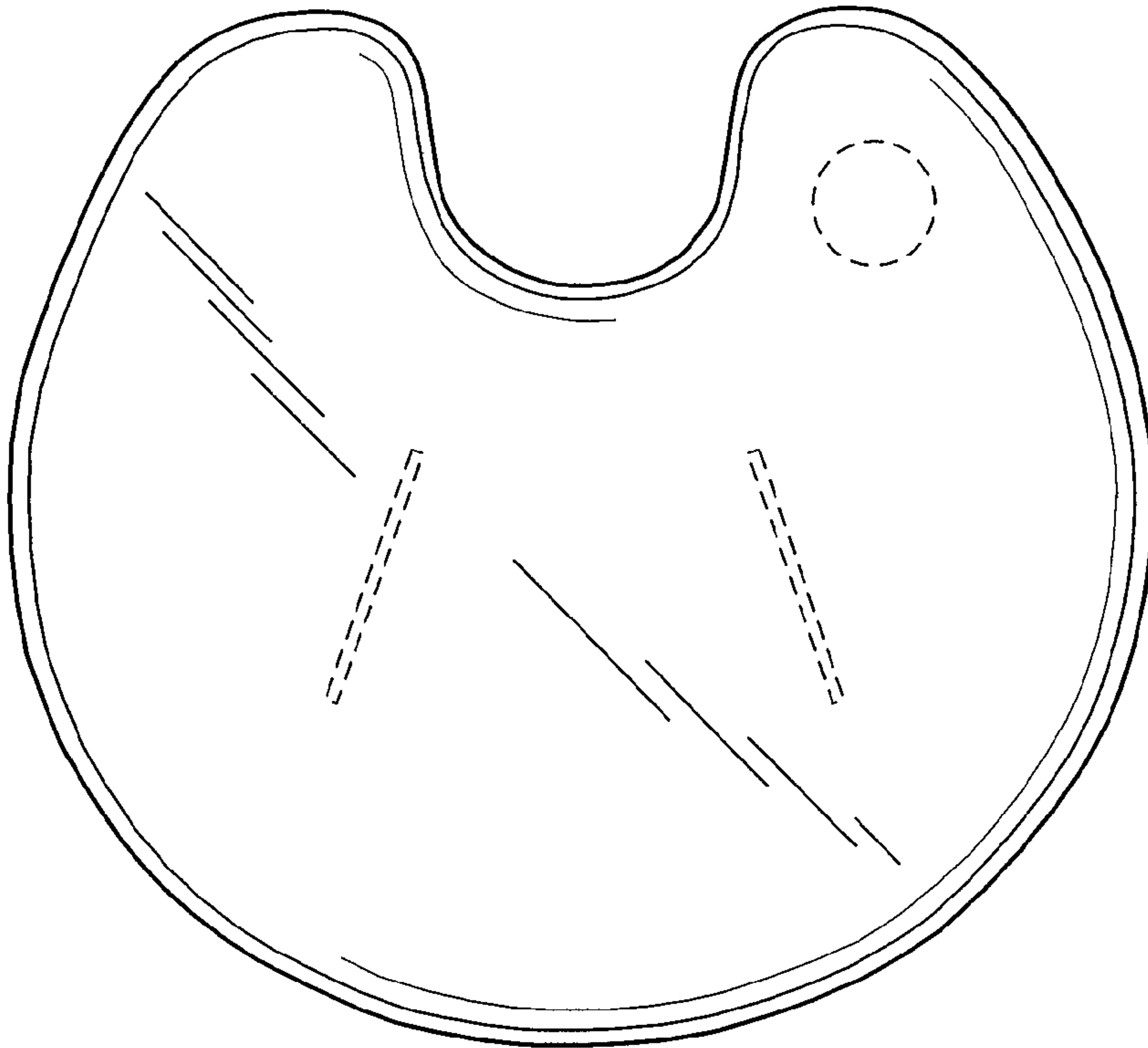


FIG. 1



FIG. 4




FIG. 3