

US00D597669S

(12) **United States Design Patent**  
**Petersen**

(10) **Patent No.:** **US D597,669 S**

(45) **Date of Patent:** **\*\* Aug. 4, 2009**

(54) **SURGICAL IMPACTOR**

(75) Inventor: **David A. Petersen**, Clearwater, FL (US)

(73) Assignee: **Orthopedic Development Corporation**,  
Clearwater, FL (US)

(\*\*) Term: **14 Years**

(21) Appl. No.: **29/333,730**

(22) Filed: **Mar. 13, 2009**

(51) **LOC (9) Cl.** ..... **24-02**

(52) **U.S. Cl.** ..... **D24/133; D24/142**

(58) **Field of Classification Search** ..... D24/133,  
D24/135, 140, 142, 146, 147, 149, 155, 171;  
D8/75; 606/53, 60, 105, 914, 915, 916, 80,  
606/86, 90, 96, 99, 100, 104, 108

See application file for complete search history.

(56) **References Cited**

**U.S. PATENT DOCUMENTS**

|           |     |         |              |           |
|-----------|-----|---------|--------------|-----------|
| 4,249,297 | A   | 2/1981  | Waters       |           |
| 4,438,769 | A * | 3/1984  | Pratt et al. | 227/175.1 |
| D337,639  | S * | 7/1993  | Beckman      | D24/133   |
| 5,423,825 | A   | 6/1995  | Levine       |           |
| 5,425,490 | A * | 6/1995  | Goble et al. | 227/175.1 |
| 5,476,467 | A * | 12/1995 | Benoist      | 606/100   |
| D372,309  | S * | 7/1996  | Heldreth     | D24/133   |

|              |      |         |                     |        |
|--------------|------|---------|---------------------|--------|
| D440,837     | S    | 4/2001  | Hart                |        |
| 7,338,497    | B2 * | 3/2008  | Coon et al.         | 606/99 |
| 2005/0070898 | A1   | 3/2005  | Jones               |        |
| 2005/0251146 | A1   | 11/2005 | Martz               |        |
| 2008/0109006 | A1 * | 5/2008  | Waltersdorff et al. | 606/99 |
| 2008/0184494 | A1   | 8/2008  | Govotski            |        |
| 2008/0255568 | A1 * | 10/2008 | Tornier et al.      | 606/91 |

\* cited by examiner

*Primary Examiner*—Ian Simmons

*Assistant Examiner*—Christopher Lee

(74) *Attorney, Agent, or Firm*—Don J. Pelto, Esquire;  
Sheppard Mullin Richter & Hampton, LLP

(57) **CLAIM**

The ornamental design for a surgical impactor, as shown and described.

**DESCRIPTION**

FIG. 1 is a perspective view of a surgical impactor showing my new design;

FIG. 2 is side view thereof;

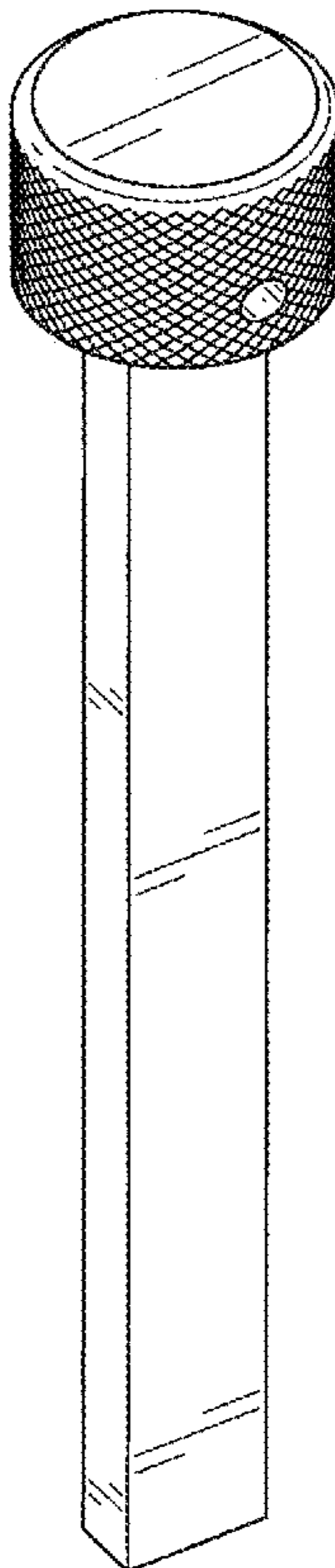
FIG. 3 is a side view of FIG. 2 rotated 180 degrees;

FIG. 4 is a side view of FIG. 2 rotated 90 degrees;

FIG. 5 is a top view thereof; and,

FIG. 6 is a bottom view thereof.

**1 Claim, 4 Drawing Sheets**



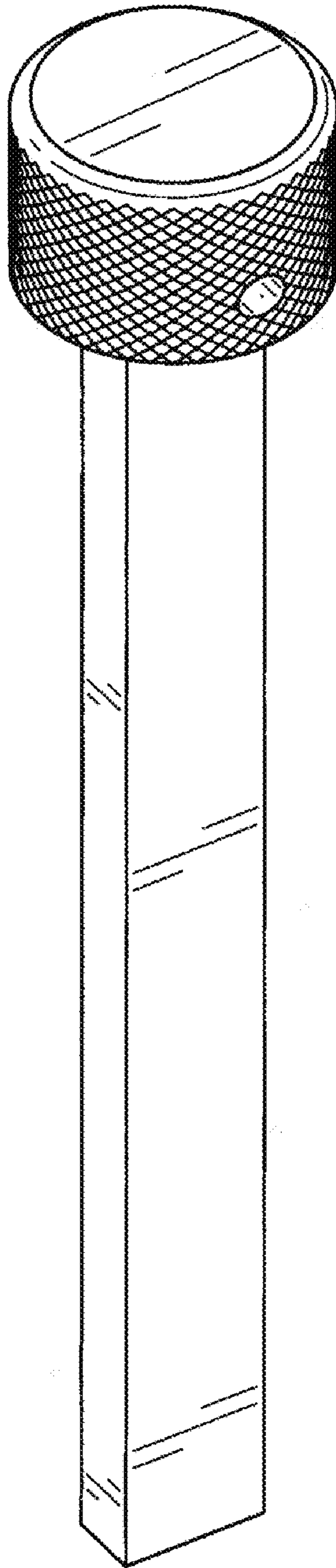


FIG. 1

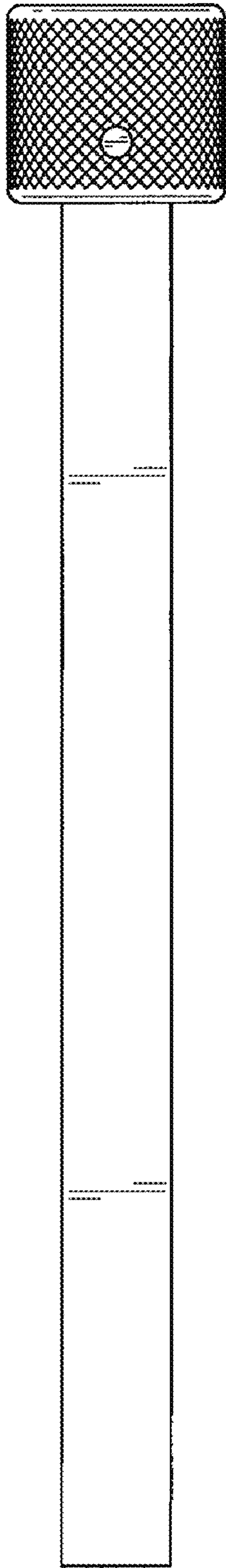


FIG. 2

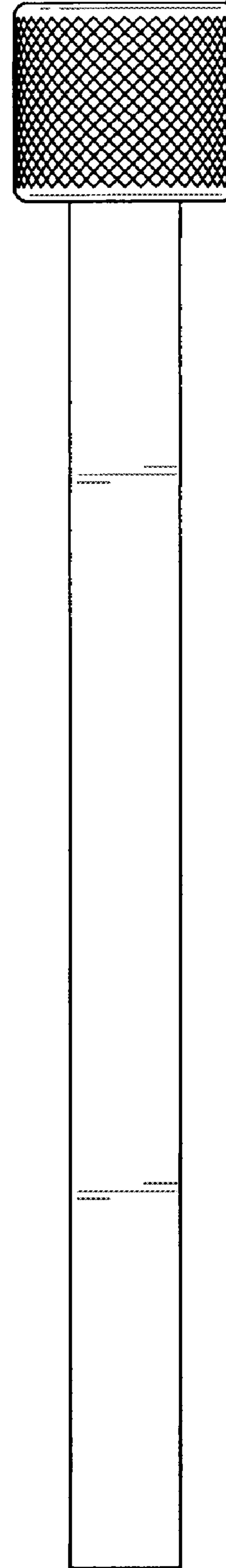


FIG. 3

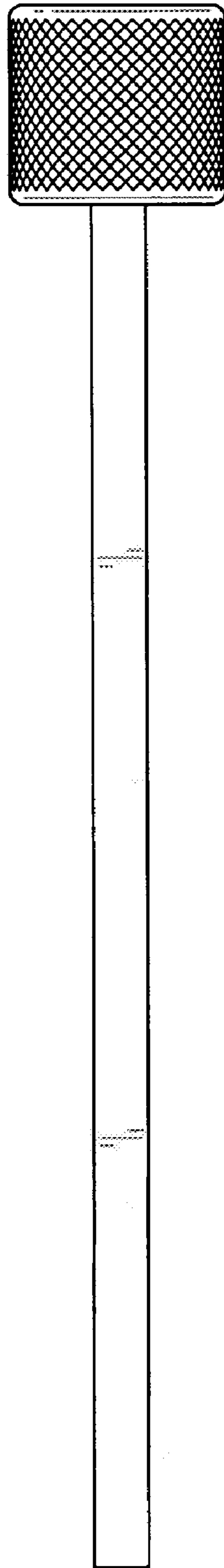


FIG. 4

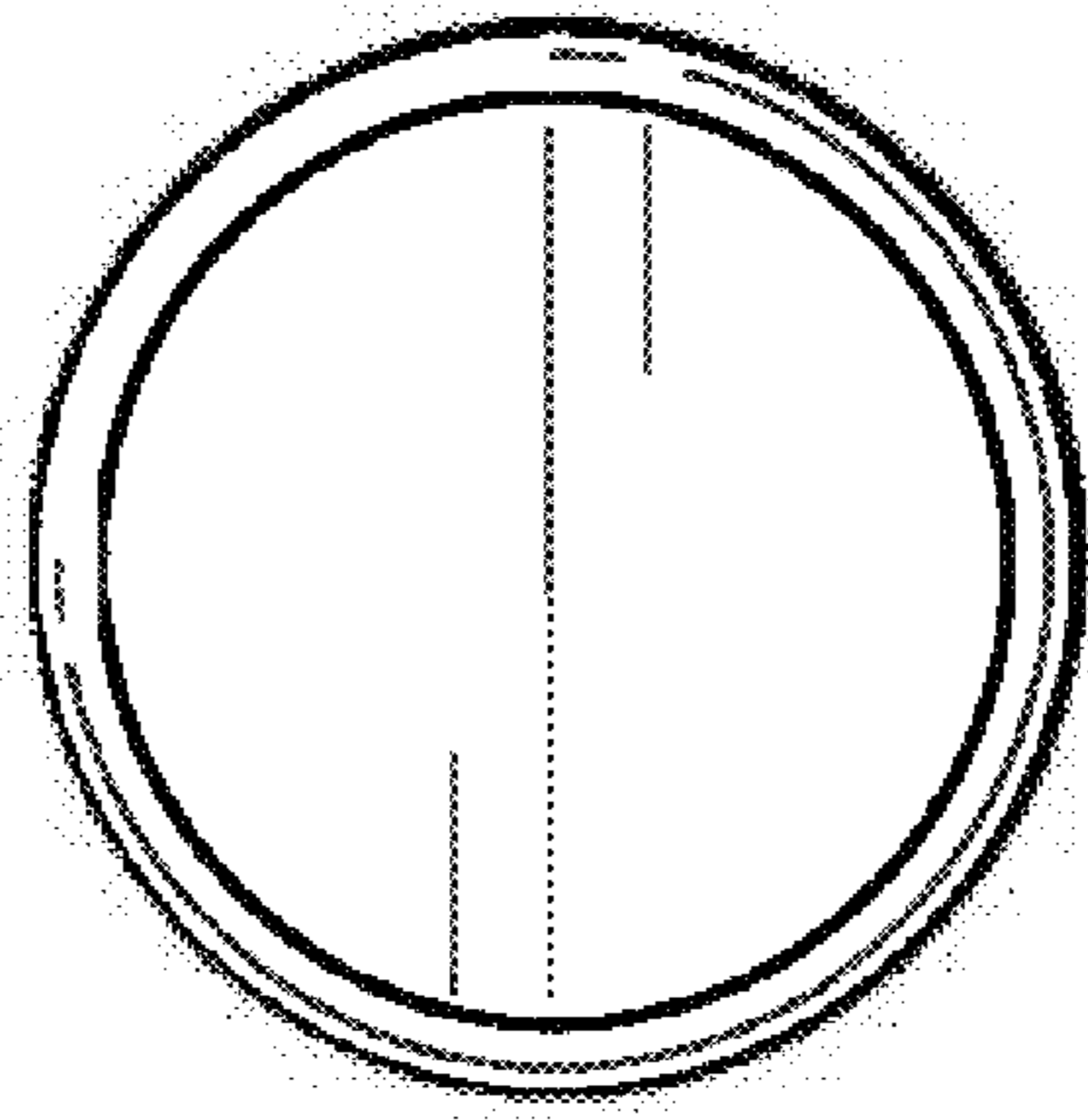


FIG. 5

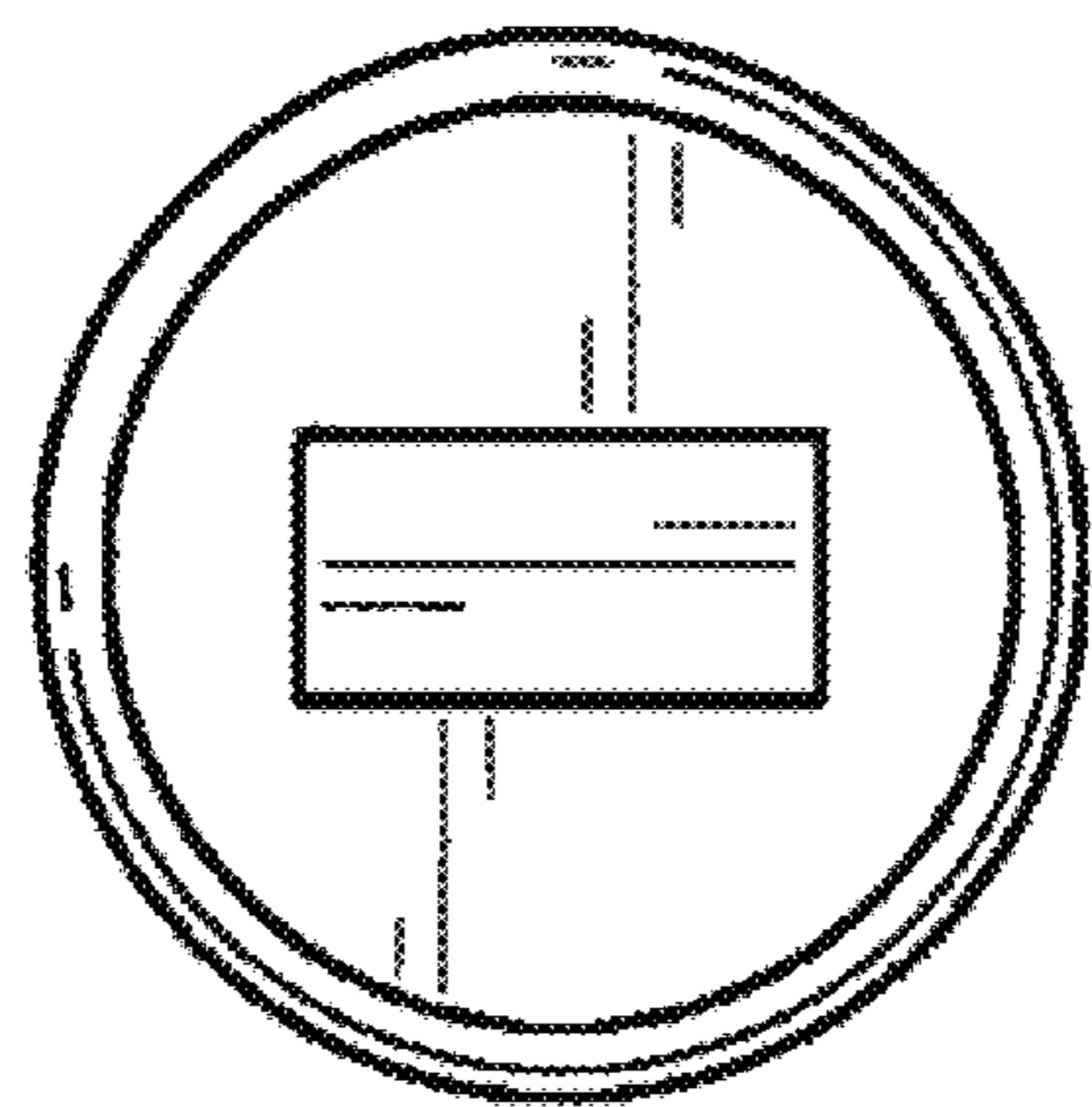


FIG. 6