

US00D597662S

(12) **United States Design Patent**
Desautels et al.

(10) **Patent No.:** **US D597,662 S**

(45) **Date of Patent:** **** Aug. 4, 2009**

(54) **SANITARY NAPKIN**

(75) Inventors: **Eric Desautels**, Vercheres (CA); **Julie Francoeur**, Verdun (CA)

(73) Assignee: **McNeil-PPC, Inc.**, Skillman, NJ (US)

(**) Term: **14 Years**

(21) Appl. No.: **29/322,157**

(22) Filed: **Jul. 30, 2008**

(51) **LOC (9) Cl.** **24-04**

(52) **U.S. Cl.** **D24/124**

(58) **Field of Classification Search** D24/124-125;
604/364, 378, 380, 383, 385.01, 385.03,
604/385.04, 385.05, 385.16, 385.23, 385.27,
604/385.2, 385.87

See application file for complete search history.

(56) **References Cited**

U.S. PATENT DOCUMENTS

- 4,936,839 A * 6/1990 Molee et al. 604/378
- 5,807,365 A * 9/1998 Luceri 604/367
- D438,957 S * 3/2001 Richardson et al. D24/125
- D463,548 S * 9/2002 Gannon et al. D24/125

- 6,592,561 B2 * 7/2003 Simard et al. 604/385.04
- D482,445 S * 11/2003 De Carvalho et al. D24/125
- D506,255 S * 6/2005 Drzewiecki et al. D24/125
- D508,993 S * 8/2005 Drzewiecki et al. D24/125

* cited by examiner

Primary Examiner—T. Chase Nelson
Assistant Examiner—Michelle E Wilson

(57) **CLAIM**

The ornamental design for a sanitary napkin, as shown and described.

DESCRIPTION

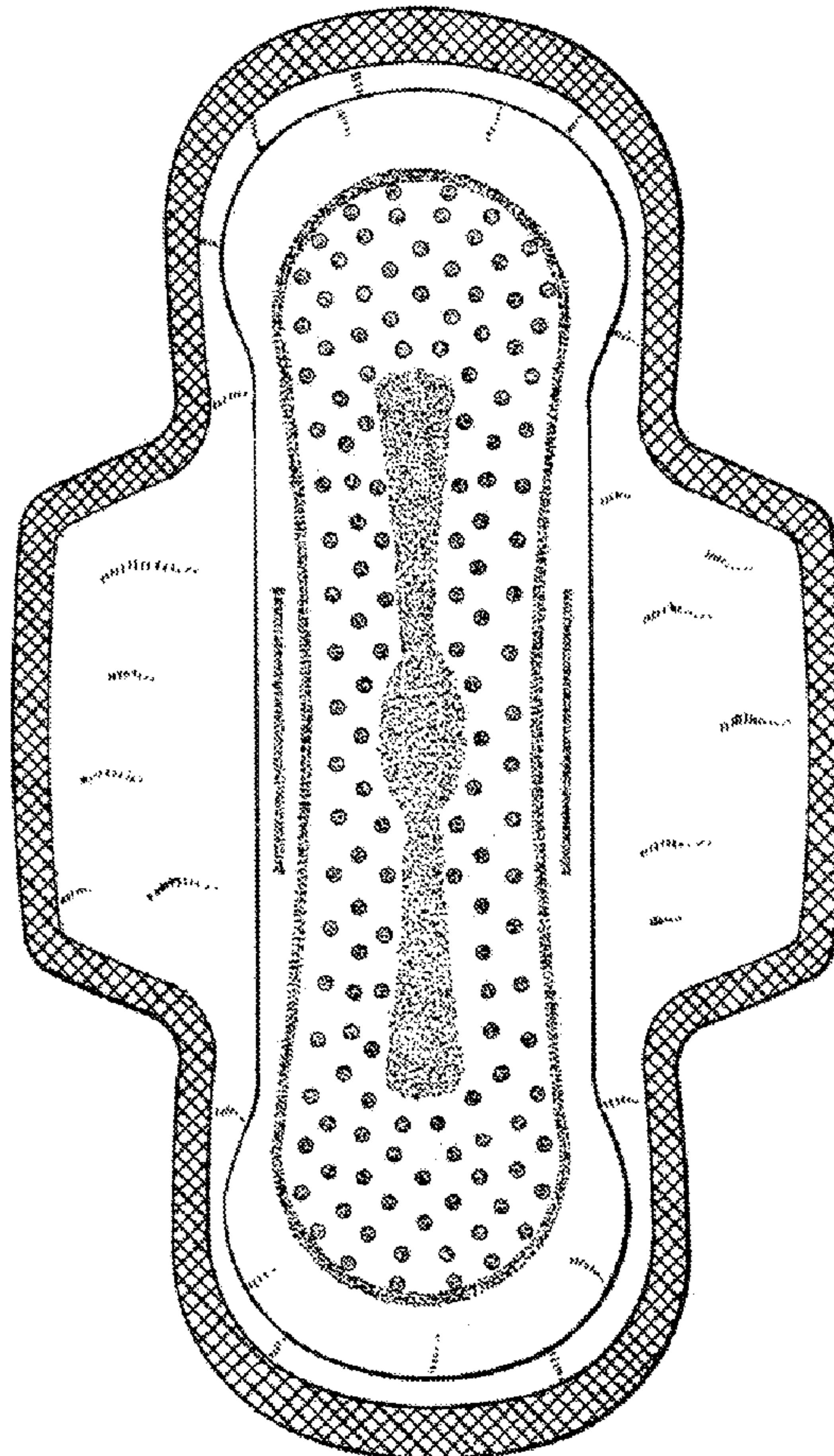
FIG. 1 is a top plan view of a sanitary napkin according to a first embodiment of the present invention; and,

FIG. 2 is a bottom plan view of the sanitary napkin shown in FIG. 1.

Side views of the sanitary napkin have been omitted since the sanitary napkin is flat and devoid of ornamentation.

The broken lines and areas within them in the FIG. 2 view depict portions of the sanitary napkin that form no part of the claimed design.

1 Claim, 2 Drawing Sheets



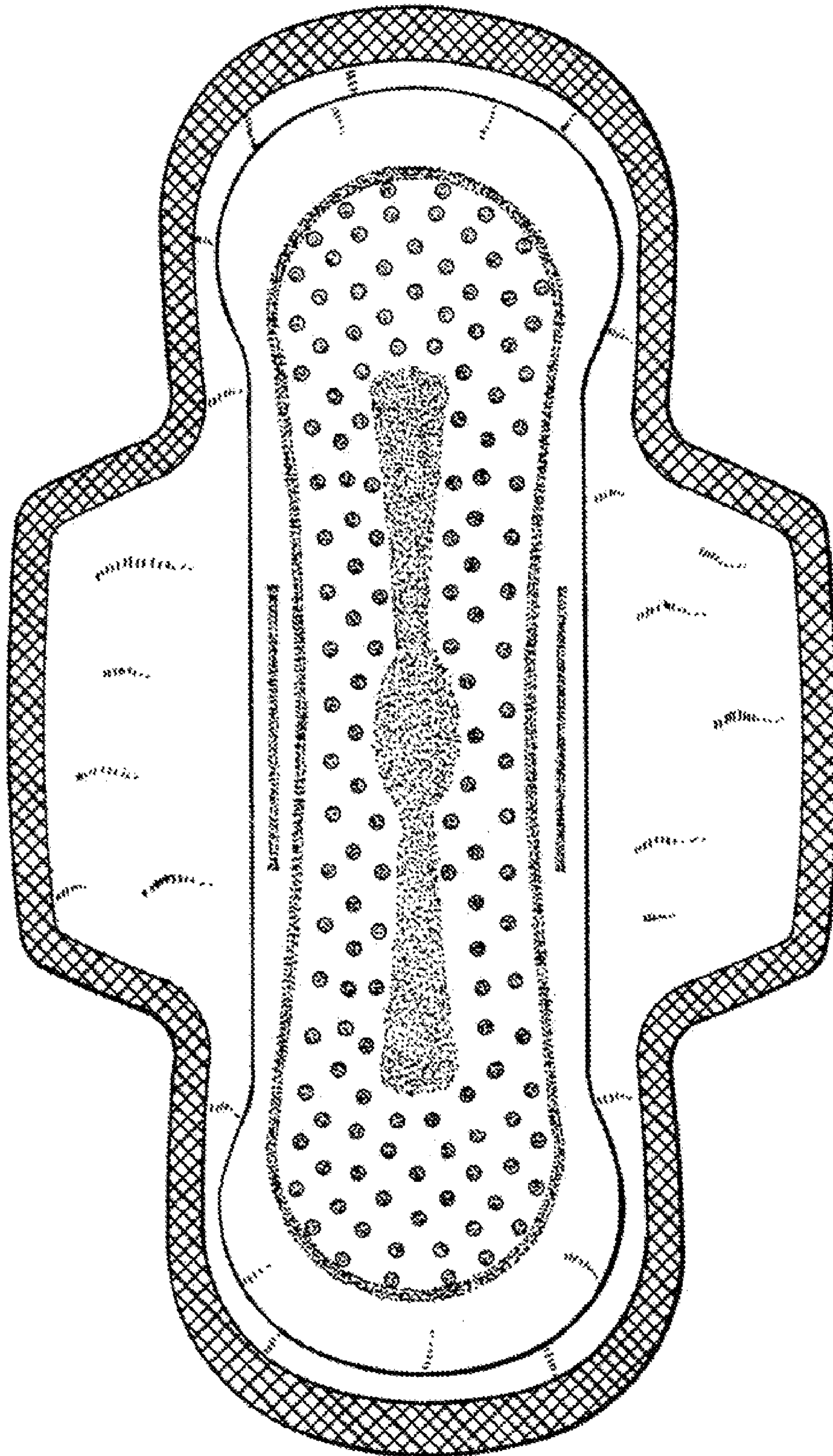


Fig. 1

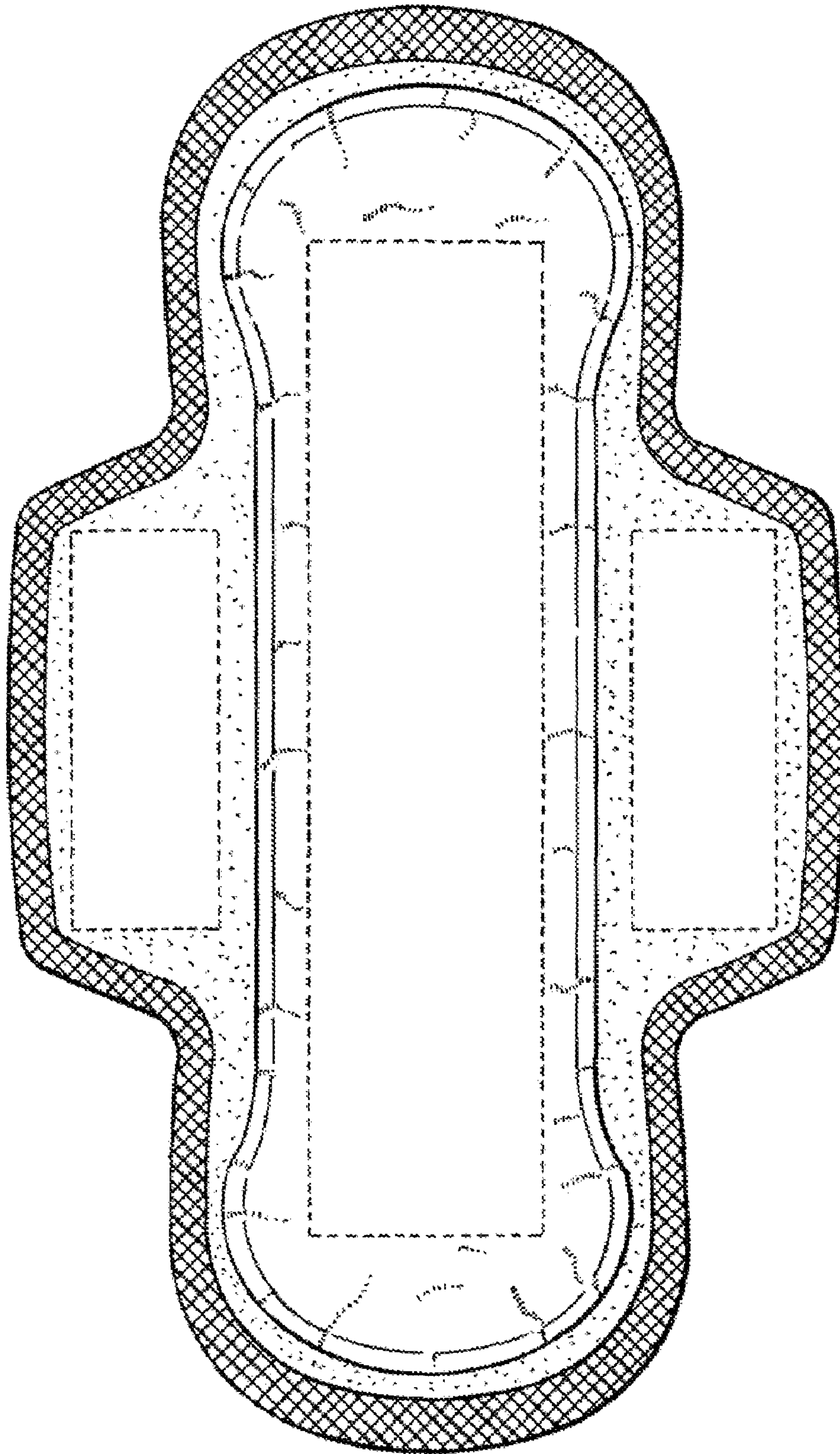


Fig. 2