



US00D597653S

(12) **United States Design Patent**
Calkins

(10) **Patent No.:** **US D597,653 S**

(45) **Date of Patent:** **** Aug. 4, 2009**

(54) **VENT COVER**

(76) **Inventor:** **Carrie Lea Calkins**, 5635 Barbara Dr.,
Fitchburg, WI (US) 53575

(**) **Term:** **14 Years**

(21) **Appl. No.:** **29/332,185**

(22) **Filed:** **Feb. 10, 2009**

(51) **LOC (9) Cl.** **23-04**

(52) **U.S. Cl.** **D23/388**

(58) **Field of Classification Search** D23/388,
D23/389, 393, 392, 385, 370, 351, 354, 386,
D23/397, 261, 400, 368, 355; 454/309, 275-277,
454/284, 287-291, 188; D25/138, 156, 152,
D25/153, 157; 210/163, 131; 404/2, 4
See application file for complete search history.

(56) **References Cited**

U.S. PATENT DOCUMENTS

1,769,409	A *	7/1930	Armstrong	D23/368
1,963,431	A	6/1934	Adler		
2,203,311	A	6/1940	Sinclair		
2,206,705	A *	7/1940	Newman	62/271
D141,146	S	5/1945	Magos		
D153,487	S *	4/1949	Adam	D23/385
2,575,499	A *	11/1951	Manow	454/284
2,865,569	A	12/1958	Levenberg		
D258,907	S	4/1981	Jackson		
4,306,892	A *	12/1981	Atalla et al.	96/222
5,240,653	A *	8/1993	Ramkissoon	261/99
D339,415	S *	9/1993	Kiras	D23/397
5,273,690	A *	12/1993	McDowell	261/107
5,772,959	A *	6/1998	Bermas	422/5
D402,356	S	12/1998	Hodge		
D416,997	S *	11/1999	Prouty et al.	D23/397
6,234,893	B1 *	5/2001	Meredith	454/289
D462,757	S *	9/2002	Pettit	D23/388

D472,625	S *	4/2003	Sekoguchi et al.	D23/355
6,623,538	B2 *	9/2003	Thakur et al.	454/188
6,688,967	B2 *	2/2004	Mafi et al.	454/276
D508,561	S	8/2005	Raspotnig		
D512,774	S *	12/2005	O'Hagin et al.	D23/393
D517,193	S	3/2006	Calkins		
7,234,894	B1 *	6/2007	Flury	210/131
D578,633	S *	10/2008	Schluter et al.	D23/370

* cited by examiner

Primary Examiner—T. Chase Nelson

Assistant Examiner—David G Muller

(74) *Attorney, Agent, or Firm*—Lathrop & Clark LLP

(57) **CLAIM**

The ornamental design for a vent cover, as shown and described.

DESCRIPTION

FIG. 1 is a perspective view of a first embodiment of the vent cover;

FIG. 2 is a top view thereof, the bottom view being a mirror image;

FIG. 3 is a side view thereof, the opposite side view being a mirror image;

FIG. 4 is an end view thereof, the opposite end view being a mirror image;

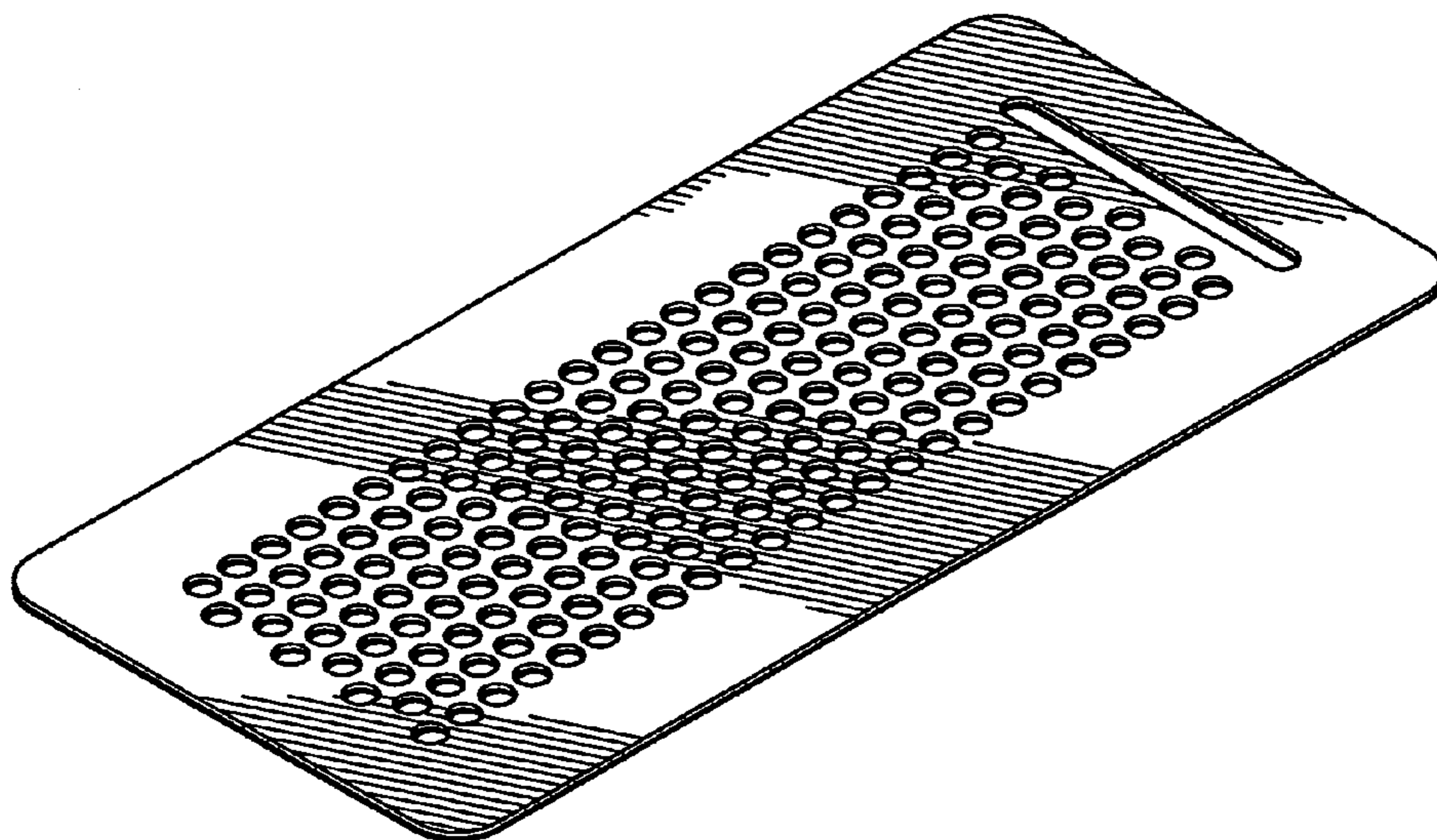
FIG. 5 is a perspective view of a second embodiment of the vent cover;

FIG. 6 is a top view thereof, the bottom view being a mirror image;

FIG. 7 is a side view thereof, the opposite side view being a mirror image; and,

FIG. 8 is an end view thereof, the opposite end view being a mirror image.

1 Claim, 2 Drawing Sheets



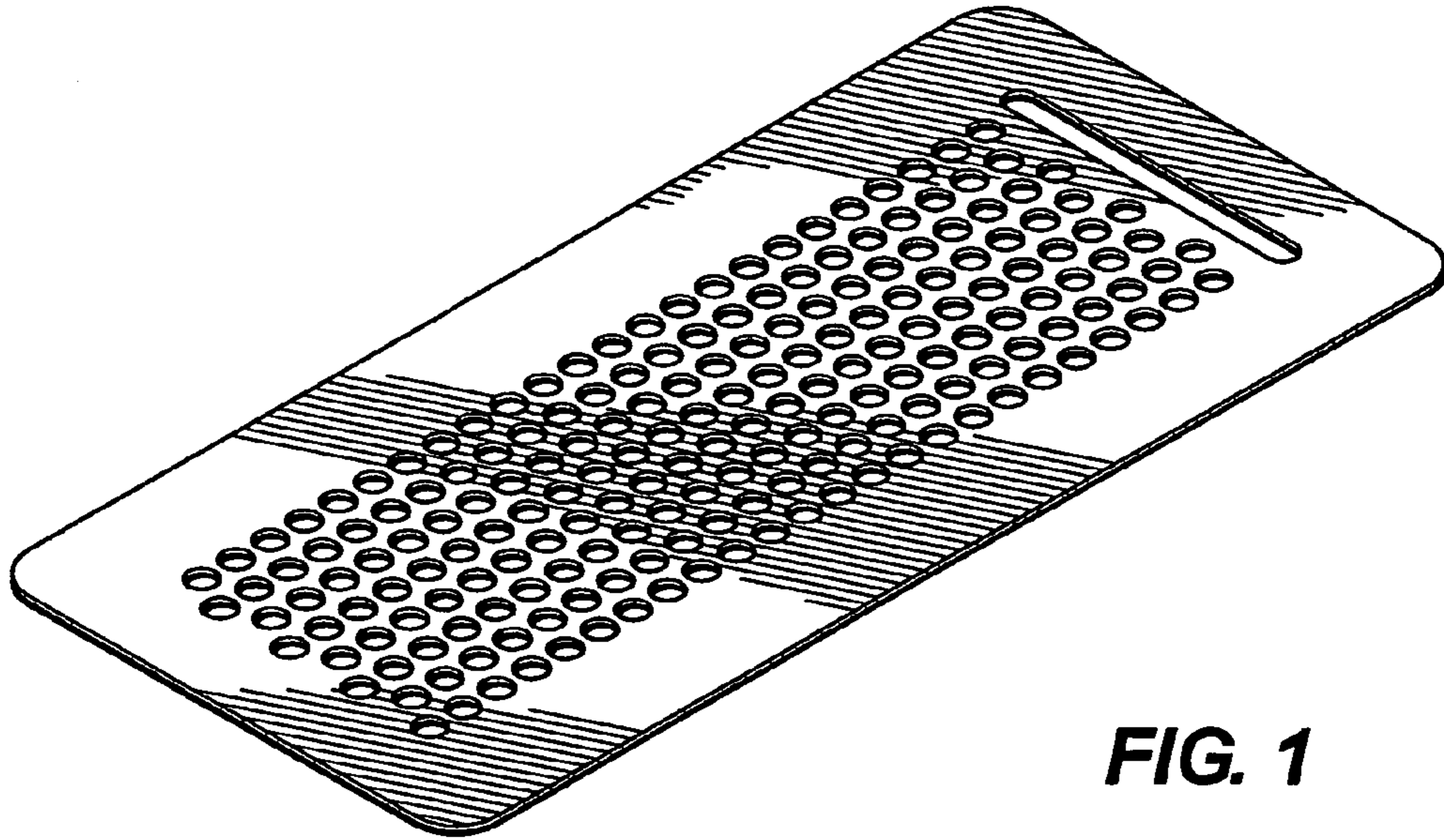


FIG. 1

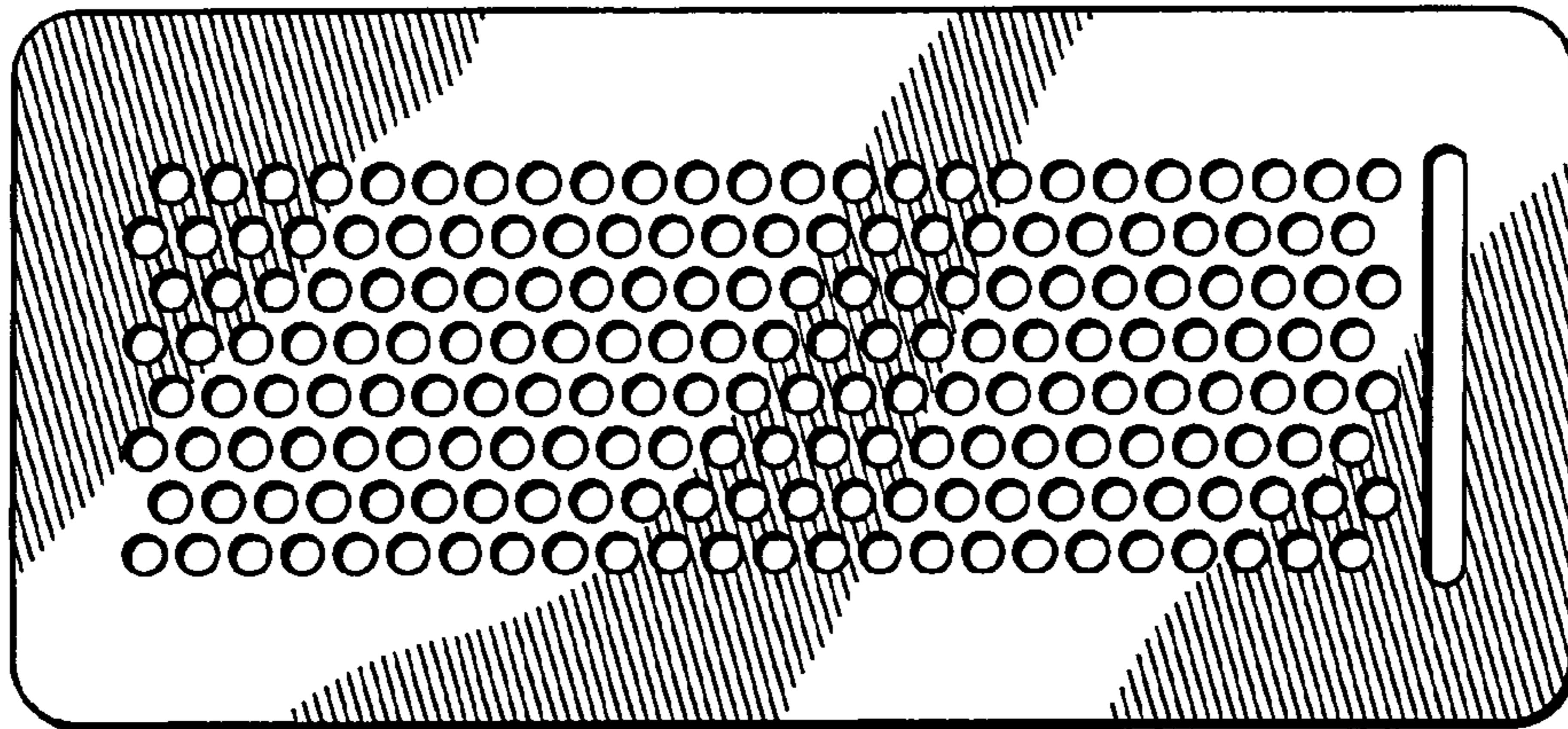


FIG. 2



FIG. 3



FIG. 4

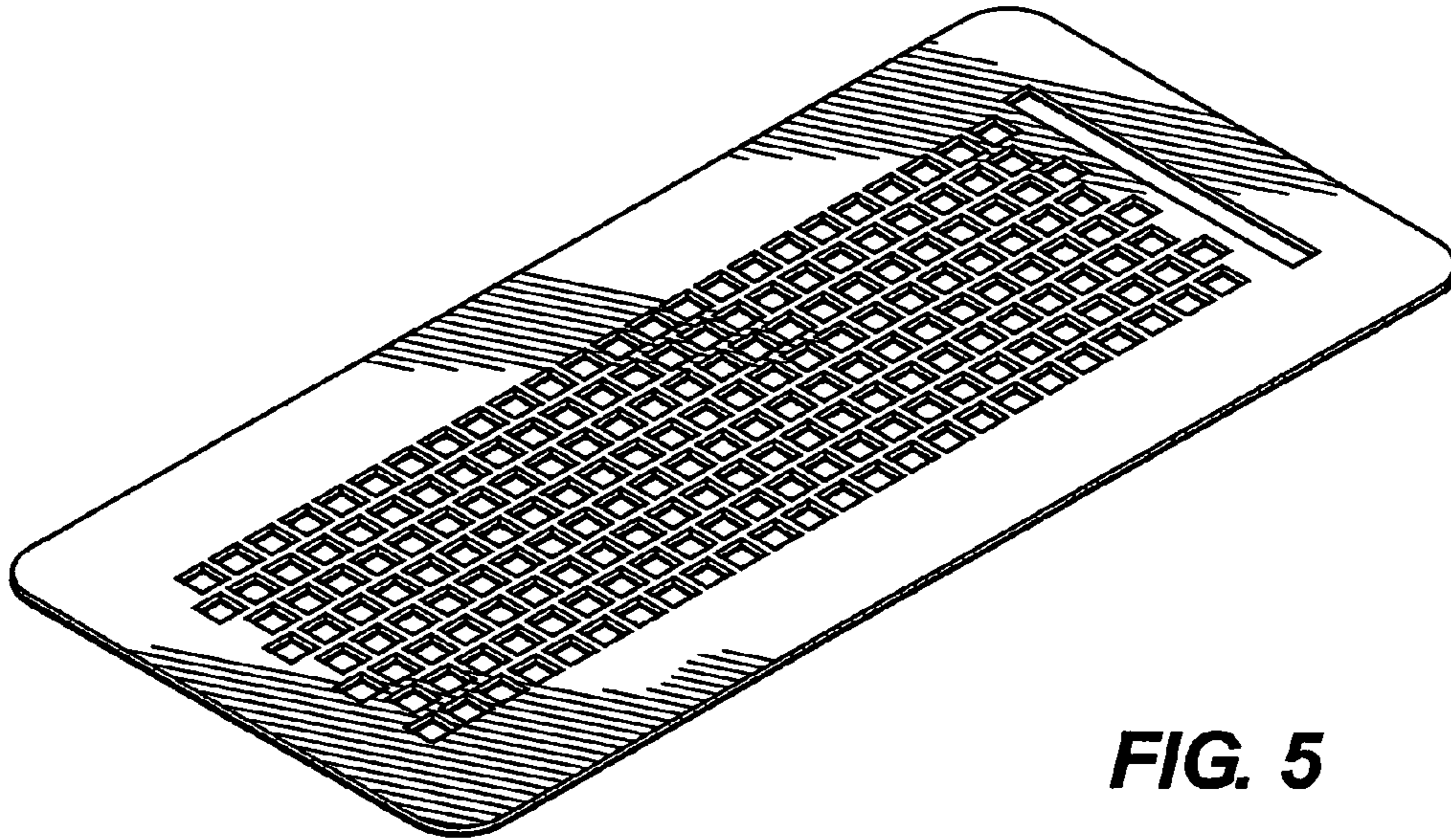


FIG. 5

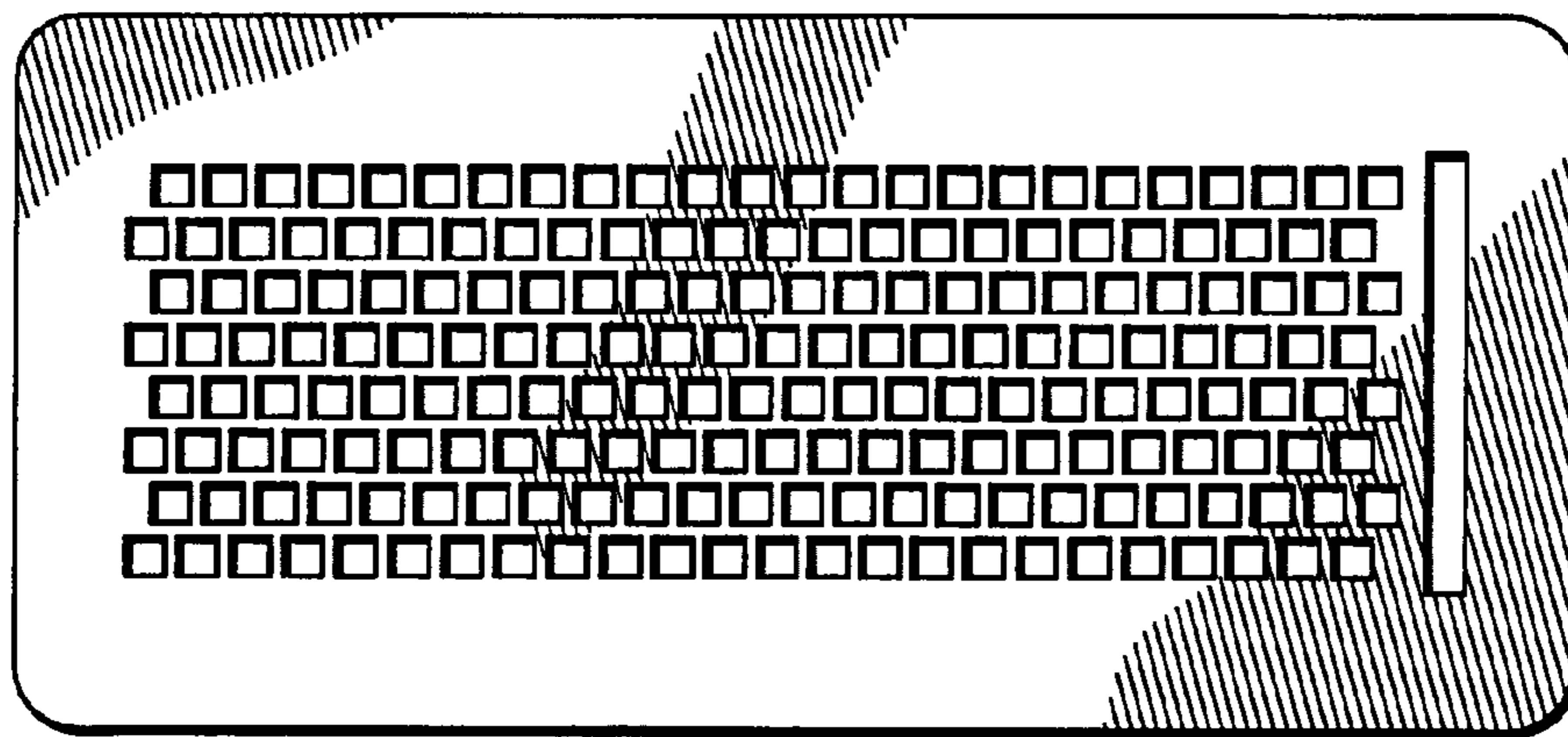


FIG. 6



FIG. 7



FIG. 8