



US00D597651S

(12) **United States Design Patent**  
**Jarrah et al.**

(10) **Patent No.:** **US D597,651 S**

(45) **Date of Patent:** **\*\* Aug. 4, 2009**

(54) **COIN-SHAPED FAN BLADE ASSEMBLY**

D559,967 S 1/2008 Lee et al.

D559,968 S 1/2008 Lee et al.

(75) Inventors: **Yousef Jarrah**, Casa Grande, AZ (US);  
**Hanson Situ**, Gilbert, AZ (US)

\* cited by examiner

(73) Assignee: **Minebea Co., Ltd.** (JP)

*Primary Examiner*—Lisa P Lichtenstein

(\*\*) Term: **14 Years**

(74) *Attorney, Agent, or Firm*—Townsend and Townsend and Crew LLP

(21) Appl. No.: **29/305,057**

(57) **CLAIM**

(22) Filed: **Mar. 13, 2008**

The ornamental design for a coin-shaped fan blade assembly, as shown and described.

(51) **LOC (9) Cl.** ..... **23-04**

(52) **U.S. Cl.** ..... **D23/379**

(58) **Field of Classification Search** ..... D23/377,  
D23/379, 385, 411, 413; 416/5

**DESCRIPTION**

See application file for complete search history.

FIGS. 1 through 5 show, including a front view, rear view, radial side view, front perspective view, and rear perspective view of coin-shaped fan blade assembly detailing my new design according to an embodiment of the present invention.


(56) **References Cited**

U.S. PATENT DOCUMENTS

D368,772 S \* 4/1996 Liao ..... D23/411

D486,905 S \* 2/2004 Wang ..... D23/379

**1 Claim, 5 Drawing Sheets**



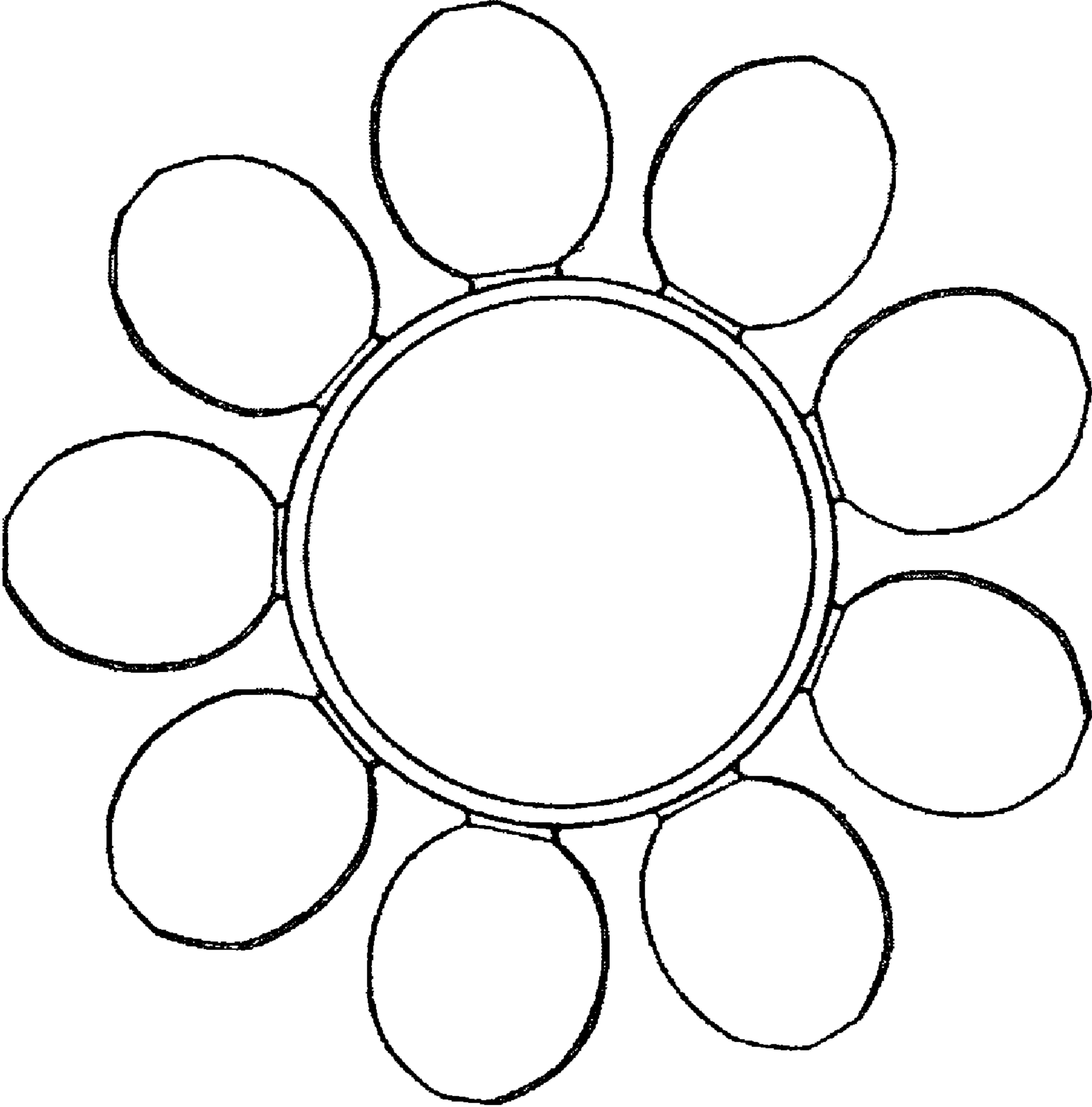


FIGURE 1

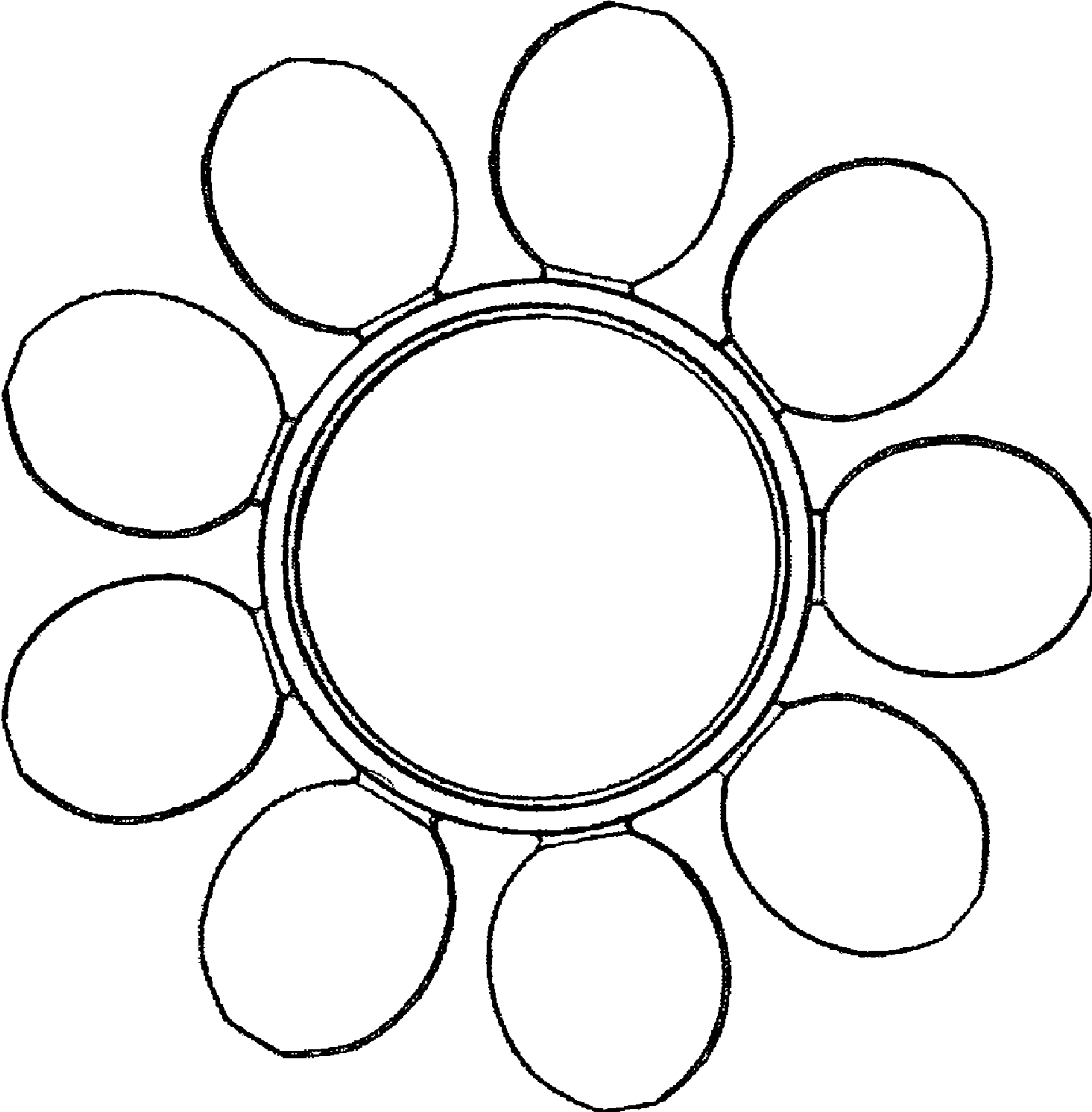


FIGURE 2




FIGURE 3




FIGURE 4




FIGURE 5